

# 2015

## ANNUAL REPORT



**FFSA**



#### FOOTBALL FEDERATION SA INC

**Address** Coopers Stadium,  
Gate 5 Holden Street,  
Hindmarsh SA 5007

**Postal** PO Box 593  
Hindmarsh SA 5007

**Phone** + 61 8 8340 3088

**Email** [info@ffsa.com.au](mailto:info@ffsa.com.au)

**Web** [www.ffsa.com.au](http://www.ffsa.com.au)  
[www.nplsa.com.au](http://www.nplsa.com.au)

## FFSA Team

### BOARD OF DIRECTORS

<b>Rauf Soulio</b>	President
<b>Ted Iuliano OAM</b>	Vice President
<b>Wendy Barry</b>	Director
<b>Oleh Bilyk</b>	Director
<b>Sam Ciccarello</b>	Director
<b>Orazio Di Carlo</b>	Director
<b>Joe Franco</b>	Director
<b>Jennifer Hart</b>	Director
<b>Michael Wright</b>	Director

### STAFF

<b>Michael Carter</b>	Chief Executive Officer
<b>Leah Mercuri</b>	Finance Manager
<b>Margot Sparbier</b>	Executive Assistant - CEO/Finance
<b>Ally Moore</b>	Receptionist
<b>Wendy Carter</b>	Operations Manager
<b>Nathan Magill</b>	Senior Men's Football Coordinator
<b>Tracey Dycer</b>	Women's Competition Coordinator
<b>Alex Sunasky</b>	Junior Football Coordinator
<b>Stephen Toth</b>	State Manager of Referees
<b>Arija Molitor</b>	Media/Events Coordinator
<b>Gina Piro</b>	Competitions Administration Assistant
<b>John Mundy</b>	Game Development Manager
<b>Cristiano Dos Santos</b>	Regional Development Officer/ Futsal Director of Coaching
<b>Igor Negrao</b>	Multicultural Development Officer
<b>Tiarn Powell</b>	Female Development Officer
<b>Airton Andrioli</b>	Technical Director
<b>Carl Veart</b>	NTC Boys Head Coach
<b>Ross Aloisi</b>	Head of Women's Football
<b>Richie Alagich</b>	Skills Acquisition Trainer
<b>Ashleigh Young</b>	Game Development/Technical Administrator
<b>Scott Hockenhull</b>	Commercial and Sponsorship Manager
<b>Tristan Owen</b>	Venues Manager
<b>Adam Butler</b>	Photography
<b>Joe Janko</b>	Photography
<b>Andy Williams</b>	Photography
<b>Chris Kelly</b>	Photography
<b>Jason Beatrice</b>	Photography

# Contents Annual Report 2015

---

FFSA Team	Inside Cover
-----------	--------------

---

## REPORTS

President's Report	2
CEO's Report	4

---

## COMPETITIONS

Senior Men's Competition Report	6
Girls & Women's Competitions 2015	8
Junior Competitions 2015	9
SA Primary/Secondary Schools Football Championships Adelaide 2015	12
SA Masters Association	15
SAJSA Report 2015	16

---

## COACHING & DEVELOPMENT

Referee's Report	17
Game Development Manager's Report	18
Technical Director's Report	27

---

## EVENTS

Hall of Fame Inductees	23
Celebration of Football	24
Champions	26
African Nations Cup	29
Club Conference	29
Award Winners	30

---

## FINANCIAL STATEMENTS 32

## STATISTICAL INFORMATION

League tables - National Premier League 2015	36
Highest Goal Scorers 2015	37
NPL Final Series	38
Westfield FFA Cup Scores	38
Westfield FFA Cup Seniors	39
2015 Girls & Women's Tables	40
2015 Junior Premier & State League Winners	43
Award Night Tables	46
Honours List	47

---

## 2015 CORPORATE PARTNERS 48

---

# President's Report



By Rauf Soulio



The Annual Report for 2015 is my final report, 10 years after Football Federation South Australia (FFSA) ran its inaugural competition in 2006. That year we moved to the three-tiered competition in what is now the National Premier League (NPL). In the lead up to the kick off that season there had been robust debates, detailed negotiations and lengthy meetings about what the future would hold. Football was in a transitional phase with the National Soccer League, and the South Australia Soccer Federation having ceased activity during 2005. In the first year FFSA had just over 3,000 registered participants, just over \$10,000 in reserves and was operating on a modest establishment grant from the Office of Recreation and Sport. The inaugural President, Trevor Basso, and the first and the interim Directors, volunteered an enormous amount of time in the first year, laying the foundation for a strong organisation which would benefit the whole sport of football.

In the intervening years I have had the pleasure of working with a number of Directors of the organisation who have also volunteered enormous amounts of their time, skill and knowledge for the advancement of football. I have had the pleasure of working with a wide range of people who share a passionate interest in football. Some are focused on the success of their own children; some are focused on the success of their team; some are focused on the success of their club or their branch of football, and others have taken a broader big picture view of what is best for football overall. All of them, in their passion and dedication, have contributed to the advancement of football in this state.

The intervening years have seen much of the football family come together under one umbrella. In addition to running the Men's competition, and the elite junior competitions, from an early stage SAWSA came on board and the FFSA became responsible for Women's football. We were joined by Associations including regional Associations, and later the Collegiate and Masters leagues. In 2015 the FFSA directly coordinated approximately 15,000 matches. In all, there are almost 25,000 registered participants. Football will continue to grow. It is the natural choice of sport for those newly arrived in Australia. At a time when we are the most successful multicultural nation on earth, football can be a uniting force.

With the growth of football, we identified a need for an increase in facilities, so that young players were not turned away from the game. We have worked with governments to provide grant funding for improvements to existing clubs premises.

The establishment of the facility at Burton was a starting point in the direct development of facilities, and from the experiences developed there the excellent practical facilities at The Adelaide Shores and at The Parks emerged, as part of our overarching Football Facility Strategic Plan. We have engaged in an ongoing process





dealing with governments at all levels, which will lead to the development of more high quality venues with artificial pitches able to withstand the vagaries of weather and water shortages, and which will provide a base for clubs to be able to provide a home for the thousands of participants in football, and to deliver football-related programs.

An important part of the role of a peak sporting organisation is the development of programs for talented young footballers, both boys and girls. The performances of the South Australian teams at the national level has been a testament to the success of those programs. The strong performance of our NPL teams at the national level, including in the FFA Cup, are also indicators of the strength of football in South Australia.

We have worked with Futsal SA which contributed greatly by continuing to run that aspect of the game over past years, and we expect to see significant growth in Futsal in the coming years. I also thank Dennis Harlow and the Hall of Fame committee members, and the Museum committee members who are custodians of the history of our game in this State.

Managing our game also involves providing avenues for participation for those who want to participate at a social or community level, for fitness and enjoyment. The facilities that we have developed, and will develop, will make such participation possible.

A crucial component of our game is the availability of independent and trained referees. The programs designed to recruit, and to train and to retain our referees is an important part of the work of the FFSA. Providing training for coaches to improve the experience, and the skills and development of young players is just as important. Increasing the capability and the professionalism of our clubs and associations is also crucial. The move towards fully qualified coaches, and professional administrators or managers, will be seen as a benefit, not a cost, as time goes on. I would like to acknowledge the volunteers in the game who run our associations,

and our clubs, and our supporting organisations. They are the backbone of the sport and although they may do it for love, they do a great service to the sport and to the community.

The management and staff of FFSA, led by Chief Executive Officer Michael Carter, are a very dedicated team of people who have worked selflessly since the establishment of FFSA for the advancement of football. They have shown great vision and ambition for the game, provided great service to the game and to the participants in the game, and have made chairing the organisation a pleasure.

By the time of this report, as is required by the constitution, I and my two remaining fellow interim directors will have retired. New directors will be appointed and new directors will be elected. They will take the reins of an organisation which is in a healthy financial position, which is well placed to further develop and promote our sport, and carry on the tasks of developing facilities and of strengthening our clubs and associations. They will be at the helm of an organisation which enjoys strong relationships with state and local government, with our national federation, with our fellow member federations, and with our partners and sponsors. I thank my fellow directors, present and past, and I look forward to seeing the upward trajectory of our sport in the coming years.

# CEO's Report



By Michael Carter

2015 marks the tenth anniversary of Football Federation SA (FFSA). The major focus has been to establish an organisation that is financially stable, respected, offers a quality experience to its stakeholders and an organisation that has formed strong partnerships with local clubs, associations, corporate partners, the Football Federation Australia (FFA) and all levels of Government. Whilst there are many challenges ahead, a lot has been achieved in the ten years of existence of FFSA.

In 2006 FFSA coordinated competitions internally for approximately 3,000 players. Today we coordinate approximately 15,000 games annually for in excess of 12,000 men, women, girls and boys. Local clubs have welcomed new players to football and have done a fantastic job in providing an environment that encourages participation and a sense of community conducive to future growth.



Financially it has been challenging to ensure that we have had the human resources required to guarantee that a quality service could be provided to our stakeholders whilst confirming the long term viability of the organisation. The Office for Recreation and Sport and FFA have been key partners in providing the necessary funding to ensure that local clubs and associations were not being relied on to fund resources at FFSA. Half of all employees of FFSA are funded through external sources and this has positively impacted on our ability to service our stakeholders. The balance sheet of the organisation looks healthy, however a careful eye will need to be cast to ensure that our financial capacity continues to grow and that will result in future investment in football throughout South Australia.


A key piece of work that was completed in 2011 was the Football Facilities Strategic Plan that has been a guiding tool used by local, state and federal Governments when considering future investment in infrastructure for football in South Australia. Approximately \$11million has been unlocked for Football infrastructure since the plan was released and has resulted in the development of Burton Park, Adelaide Shores, The Parks Football Centre, the Taperoo Primary School site redevelopment and the Kilburn Primary School site earmarked for West Adelaide's new home ground. Football continues to play catch up in terms of the quality and provision of facilities for the code in South Australia. A key focus of FFSA is to continue to build on and create new partnerships and in turn ensure a greater investment in infrastructure for the code is achieved. I am very confident that further developments will result in the near future as a result of the work of clubs and associations and our relationship with local and state governments.

At a competition level the PlayStation 4 National Premier League (NPL) has been introduced for Men and the Women's NPL has been announced for introduction in 2016, the Westfield FFA Cup has been born and the junior competitions have continued to evolve. Futsal has emerged as a sleeping giant and clubs have embraced accreditation of club coaches leading to a better playing experience for participants. Strong links have been forged with regional areas through the introduction of the Regional Round and new clubs have entered the Senior Men's, Women's and Junior Competitions. Football is well positioned to continue to expand and opportunities for players to represent South Australia on the national stage will continue to evolve.

Football is the sport of opportunity at the local, national and international level. The introduction of our Football College to commence in 2016 is a truly exciting opportunity for individuals between 17 and 20 years of age to enter a full time program that focuses on individual player development whilst gaining a dual diploma qualification. The age group mentioned has been identified as having a gap as players exit FFSA high performance programs. Forty eight students have come into the program in year 1 and a future intake will likely see the program double in size in 2017. Opportunities will be offered to girls in 2017 and the program will fast become a great avenue for player development that will directly impact on the quality of players at the local level.

Looking forward, FFSA will shift its focus from start up to focus on development of clubs, associations, education and the promotion of the local competitions offered. A heavy focus on venue infrastructure will continue and maintaining quality partnerships whether corporate or government will ensure that the organisation continues to deliver an improved experience for all involved in football in South Australia.

The 2016 Annual General Meeting will result in the compulsory retirement of three Directors from the FFSA Board - Michael Wright, Oleh Bilyk and President Judge Rauf Soulio. Hall of Fame Member and highly respected Director Ted Iuliano has vacated his Vice Presidency to continue in football at local club level. FFSA will welcome new directors and new opportunities will be created. Stability has been a major positive for the organisation since formation and this has allowed the organisation to develop and grow into one that is financially stable, respected by Government and associated agencies, has built stronger partnerships with local clubs and provides a quality service to players, coaches and match officials. All Directors have contributed a great deal to the organisation and none more than our retiring President who has provided direction, advice, stability and leadership to football in South Australia. Rauf will leave the Board of Directors with an organisation that is in great shape. On behalf of the football family, thank you.






# Senior Men's Competition Report



By Nathan Magill

## OVERVIEW

2015 saw the conclusion of the current license period for all PlayStation 4 National Premier League and State League clubs. The new license period will commence in 2016 and run until the end of the 2018 season. 2015 also saw the continuation of the National Premier Leagues competition across eight (8) Member Federations with PlayStation 4 being the naming right's partner for the competition across the country. Adelaide United Football Club also competed in the State League competition fielding Senior and Reserve Grade teams while the South Australian National Training Centre (SA NTC) competed in the Under 18 competition.

## PLAYSTATION 4 NATIONAL PREMIER LEAGUE AND STATE LEAGUE COMPETITIONS



The thirty (30) Senior Men's Clubs competed across two divisions; fourteen (14) teams competing in the PlayStation 4 National Premier League (NPL), with sixteen (16) teams competing in the State League. As in previous years all teams participating in the PlayStation 4 NPL and State League were required to field a Senior, Reserve and Under 18 team in the competitions.

In the PlayStation 4 NPL, 26 rounds of home and away fixtures were played. At the conclusion of the home and away season, West Adelaide claimed the league premiership with the last kick of the league competition as Pirates held Adelaide Blue Eagles to a stunning draw through a 94th minute equaliser. As a consequence of their success, West Adelaide won the right to represent South Australia in the PlayStation 4 NPL Final Series.

As League Premiers, West Adelaide headed into the South Australia PlayStation 4 NPL Final Series as a clear favourite. The format of the Final Series provided the top six teams with an opportunity to contest the finals, as outlined below.

### WEEK 1

Match	Home Team		Away Team
Match A1	1st Place	vs.	2nd Place
Match B	3rd Place	vs.	6th Place
Match C	4th Place	vs.	5th Place

### WEEK 2

Match	Home Team		Away Team
Match A2	2nd Place	vs.	1st Place
Match D*	Winner Match B	vs.	Winner Match C

### WEEK 3 - PRELIMINARY FINAL

Match	Home Team		Away Team
Match E	Loser Match A1 & A2	vs	Winner Match D

### WEEK 4 - GRAND FINAL

Match	Home Team		Away Team
Match F	Winner A1 & A2 Playoff	vs.	Winner Match E

The conclusion of the Finals Series culminated in Adelaide Blue Eagles and title favourites West Adelaide contesting the Grand Final. As with finals, favouritism counts for very little in a one off game. Adelaide Blue Eagles had previously defeated West Adelaide 4 goals to 1 to win their way into the Grand Final, giving them an edge leading into the final game of the season. West Adelaide dominated the Grand Final by defeating Adelaide Blue Eagles 4 goals to 2 being crowned PlayStation 4 NPL SA Champions in front of 2,600 spectators at Elite Systems Football Centre.

### Season Honours

**League Premiers:** West Adelaide

**League Champions:** West Adelaide

In the State League, 16 teams contested a 30 week home and away season with the top team gaining automatic promotion into the PlayStation4 NPL for 2016. A Play-Off series was also introduced in 2015 to determine the second promotion spot into the NPL for 2016 with the second (2nd) placed team from the State League playing against the eleventh (11th) placed team from the PlayStation 4 NPL in a two (2) leg home and away play-off.

At the conclusion of the home and away season, Adelaide United were crowned champions of the State League and gained promotion into the PlayStation 4 NPL for 2016 on the last day of the season. The title was decided through a stunning draw between Cumberland United and Adelaide Hills Hawks. The 'Hawks' scored in stoppage time to seal a draw, which saw Cumberland United drop to third with Adelaide Olympic gaining second spot and the play-off position for the PlayStation 4 NPL.

The format of the play-off series is outlined below:

#### WEEK 1

Match	Home Team	Away Team
Match A	2nd Place SL	vs. 11th Place PS4 NPL

#### WEEK 2

Match	Home Team	Away Team
Match B	11th Place PS4 NPL	vs. 2nd Placed State League

The Play-Off series was conducted over two weeks with the first leg finishing in a one (1) all draw with Adelaide Olympic dominating the second leg, winning the game four (4) - nil (0). Adelaide Olympic gained promotion with an aggregate score of five (5) - one (1).

#### Overall Season Honours

**League Champions:** Adelaide United

**Playoff Winner:** Adelaide Olympic

The 2015 season saw a total of 1,100 fixtures played across all competitions throughout the season.

#### REGIONAL ROUND

FFSA continued the Regional Round initiative launched in 2013 with three (3) games being conducted across three regional areas. The games were conducted in Whyalla, Mount Gambier and Roxby Downs.

Whyalla played host to Modbury Jets and Raiders, Mount Gambier hosted current PlayStation 4 NPL National Champions MetroStars and Adelaide City and Roxby Downs hosted West Torrens Birkalla and Adelaide Comets with all matches being played across the month of March to increase the coverage and profile of the PlayStation 4 NPL clubs in regional areas. In addition to the match day events, FFSA conducted a number of Game Development Clinics at schools and clubs to promote and expand football in regional South Australia.

#### PLAYSTATION 4 NPL NATIONAL FINALS SERIES

As South Australia's NPL League Premiers, West Adelaide won the right to represent South Australia in the PlayStation 4 NPL National Finals Series.

Going into the PlayStation 4 NPL Final Series West Adelaide first elimination match was against Bayswater SC (Football West) at Adelaide Shores Football Centre. West Adelaide began the game dominantly and took an earlier lead within 12 minutes, which they held going into the half-time break. Bayswater showed their intent after the half-time break and had a number of near misses. Bayswater finally equalised in the 77th and then shattered the hopes of West Adelaide with a second goal in the 80th minute. Bayswater held on to defeat West Adelaide two (2) - one (1).

#### WESTFIELD FFA CUP (WFFA CUP)

2015 saw the full implementation of the Westfield FFA Cup that included each Member Federation conducting the preliminary rounds of the WFFA Cup competition. It was determined that the winner of the WFFA Cup Preliminary Rounds SA would also be crowned FFSA Federation Cup Champions.

The competition commenced in February and culminated in June in a hotly contested final between 2014 Cup Winners, Adelaide City and 2014 League Champions Croydon Kings. Croydon Kings defeated Adelaide City two (2) - nil (0) at Elite Systems Football Centre.

#### Overall Honours

**Champions:** Croydon Kings

**Finalists:** Adelaide City

As Champions of the 2015 WFFA Cup Preliminary Rounds SA, Croydon Kings joined South Australia's other representative MetroStars, who gained entry as reigning PlayStation 4 NPL National Champions, in the Round of 32.

MetroStars first match was away to NSW PlayStation 4 NPL side Blacktown City, who headed into the match as strong favourites. MetroStars went into the half time break down one (1) - nil (0) before coming back to defeat Blacktown by a score of two (2) - one (1). In the other Round of 32 match Croydon Kings were drawn against Brisbane Premier League side Lions FC played at Elite Systems Football Centre in front of a crowd of 1,000. Lions opened the scoring before leading two (2) - nil (0) at the break. Croydon pressed hard and were rewarded by a goal late in the match; unfortunately it was not enough and Croydon were defeated two (2) - one (1).

MetroStars Round of 16 matches was against Victoria side Oakleigh Cannons in front of over 1,200 spectators at Elite Systems Football Centre. MetroStars were defeated by a solitary goal, the score of one (1) goal to nil (0).

#### NEW LICENCE PERIOD

In 2016 FFSA will enter into a new three year licence period for the Senior Men's Competition and the PlayStation 4 National Premier League. The new license period will see the establishment of a third division competition and the alignment of the PlayStation 4 NPL and State League 1 competition to twelve (12) teams in each division. The creation of the State League 2 will provide a pathway to clubs who are not affiliated with FFSA to enter the competitions. In 2016 the competition will see the entry of three (3) new clubs, being Fulham United, Mount Barker and Vipers FC.

The competition structure will consist of the following;

**PlayStation 4 National Premier League - 12 Teams**

**State League 1 - 12 Teams**

**State League 2 - 9 Teams**

Promotion and relegation will occur across all three competitions. In the PlayStation 4 NPL two teams (12th and 11th Place) will be relegated to State League 1 with the League Premier and League Champion of State League 1 gaining promotion to PlayStation 4 NPL. Promotion and relegation from State League 1 to State League 2 competition will consist of one team automatically being relegated from State League 1 (12th Place) with the League Champion of State League 2 gaining promotion into State League 1. The second placed team of State League 2 will play-off against the 11th placed team of State League 1 to determine the final promotion/relegation spot.

#### COMPETITION MANAGEMENT

During 2015 there were a number of key initiatives introduced into the competition with an aim to improve the standard of competition management. The initiatives focused on areas such as Club Governance and Development and Competition Management.

The initiatives launched included the increased usage of the competition management system FoxSports Pulse which saw the introduction of electronic team sheets across all FFSA competitions, this provided clubs with an opportunity to select their teams via the system and print a copy of the team sheet including all of the player's information prior to the match day. The implementation of online team sheets was initiated to reduce the workload of club volunteers.

FoxSports Pulse was also utilised to collate the match results for all senior competitions, with the Match Officials being responsible for entering all scores and player data at the conclusion of the senior grade fixture. This ensured that the information provided to media outlets and available on the website was accurate and provided within 60 minutes of the game being played.

Player registration during 2015 was transitioned to self registration for all Senior Men's competitions utilising the MyFootball Club self registration system. As part of the transition FFSA conducted player and club education sessions to train clubs and educate players in the usage of the MyFootball Club System.

The player education sessions also had a focus on educating players on other key facets of the sport which included topics such as; Anti-Doping, Betting in Sport, Social Media usage and Codes of Conduct.

To further enhance Club Governance and Development, the National Club Accreditation Scheme continues to be rolled out to clubs. All Senior Men's clubs have been awarded level 1 NCAS accreditation with clubs now working towards level 2 NCAS accreditation, all clubs are expected to complete and submit the Level 2 by the end of 2015. In addition to the NCAS, FFSA has implemented a 'Traffic Light' assessment which is designed to assist clubs to undertake a health check of their club as part of the Elite Club Licensing Structure. The review will be conducted annually through face-to-face meetings with each PlayStation 4 NPL club with a copy provided prior to the commencement of the next season to allow time for implementation.

# Girls & Women's Competitions 2015



By Tracey Dycer

2015 saw a large increase in team numbers for all Girls and Women's competitions from elite, community, collegiate and junior leagues. Metro United Women's Football Club claimed the Women's Premier League and Cup double topping off their 10th Anniversary celebrations. The League and Cup double didn't come easy for Metro United, claiming the League title in the final round of the season against arch rivals, Adelaide City. Metro United's success continued in the Reserve competition, where they again edged out Adelaide City for the top spot.



A competitive Women's Premier League competition and FFSA's Elite Pathways provided a solid base for players to be selected into the Lady Reds Westfield W-League squad for season 2015/16. To date, the season has had some outstanding highlights under the guidance of Jamie Harnwell. The Lady Reds are aiming to gain a finals birth for the first time.

The Women's Community and Junior Girls divisions saw yet another consistent year of growth with participation numbers and teams increasing across all divisions and age groups. Participation numbers in the Women's game have shown a steady rise and FFSA value the role of clubs in fostering the growth of the game.

The Girls AIA Vitality MiniRoos leagues have also continued to grow showing that football is increasing in popularity with young females in South Australia. FFSA sees this age group as vital in the growth and development of the sport and will continue to focus on the development of Girls AIA Vitality MiniRoos to encourage participation numbers at this grassroots level.

Individuals were recognised for outstanding achievements during the 2015 Celebration of Football, where all facets of the football family were recognised on the evening.





# Junior Competitions 2015



By Alex Sunasky



## Competitions – Junior Premier League, Junior State League, AIA Vitality MiniRoos & The Parks Junior Futsal

The 2015 season was once again successful most notably with the continued growth in Junior football and futsal, in particular at the community level of the game.

The Junior Premier League gained 2 additional teams, taking the tally to 143 teams competing in 2015. The Junior State League and AIA Vitality MiniRoos programs both experienced an increase in team participation from the previous season. In 2014 a total of 79 teams participated in the Junior State League while in 2015 an additional 17 teams took to the pitch totalling 96 teams. The AIA Vitality MiniRoos team participation increased remarkably with an additional 36 teams this season, resulting in 310 teams being involved in AIA Vitality MiniRoos for 2015.

Across all Junior competitions there has been a total increase of 54 teams from AIA Vitality MiniRoos through to U17's which relates to 549 Junior teams competing across 59 leagues at 37 clubs on a weekly basis from March through to September. This large number of teams would not be able to get onto the pitch without the dedication and commitment of volunteers. The contribution of volunteers can go unnoticed at times, but each individual club volunteer ensures that Football Federation SA (FFSA) can conduct Junior competitions for all participants. FFSA would like to offer our appreciation and say thank you to all volunteers throughout the sport that make the delivery of our game possible.

## Manchester United Premier Cup

The Junior season commenced as in previous seasons with the Manchester United Premier Cup for U15 boys, being fiercely contested over the March Long Weekend. The 2015 edition witnessed a total of nineteen teams participate in the tournament, with the reward to the winners a place to represent South Australia in Sydney at the Pacific Finals.

The final came down to West Adelaide, one of the pre-tournament favourites, against somewhat of a surprise package in Western Strikers. In an extremely tight contest West Adelaide defeated Western Strikers narrowly by 1 goal to nil via a penalty converted by Andrew Koutroumbis.

West Adelaide travelled to Sydney in late May where unfortunately they did not progress out of the group stage. Eventual winners Football NSW Institute's Under 15 squad went on to be one of the teams who earned the opportunity for a once in a lifetime experience to represent Australia and New Zealand on the World Stage.

## Junior Premier and Junior State League

The Junior Premier and Junior State Leagues were once again exciting, full of goals and the brand and level of football on display continues to develop year on year. A greater number of children continue to decide that football is their sport of choice, thus the increase to 25 leagues in the JPL and JSL alone speaks volumes for the demand of children to play our sport and to imitate their heroes.

### Junior Cup Competitions

The 2015 Junior Cup Finals were held on Sunday 16 August at Elite Systems Football Centre. A crowd of 1,585 across the day witnessed exciting football with numerous goals scored in perfect conditions. The Junior Cup competition continues to provide the challenge for Junior State League teams to test themselves against those Junior Premier League outfits.

Football Federation SA congratulates all sides on their success from the Finals.

*U12 Junior Cup 16/08/2015 08:45*

Para Hills Knights 2 (Yaya Dukuly-2)

WT Birkalla 3 (Issac Benouzekri, Terence Lynch, Taine Muscroft)

*U13 Junior Cup 16/08/2015 10:15*

Cumberland United 1 (Thomas Wright)

NE MetroStars 3 (Zackary Klomp, Alessio Melisi, Keshav Shrestha)

*U14 Junior Cup 16/08/2015 12:00*

NE MetroStars 1 (Mpoyi Mutanda)

Adelaide City 3 (Matthew Di Matteo, Blake Favretto, Giorgio Karakitsios)

*U15 Junior Cup 16/08/2015 14:00*

Campbelltown City 1 (Tom Van der Hoeven)

Croydon Kings 0

*U16 Junior Cup 16/08/2015 16:00*

Adelaide City 5 (Thomas Capogreco, Dylan D'Agostino, Cooper O'Donnell,

Domenico Talladira, Mark Talladira)

Noarlunga United 0

*U17 Junior Cup 16/08/2015 18:00*

Playford 1 (Geoffrey Hulls)

Cumberland United 2 (TOG, Balduin Labusch)

### Junior Football, Senior Football & Futsal

The importance of the Junior teams of a club cannot be taken for granted, as the transition between Junior and Senior football continues to occur at an even younger age than in years gone by. Junior teams continue to underpin most notably the U18's and Reserves and to some degree the Senior team. Opportunities for players to gain invaluable experience at a Senior level and clubs to promote Juniors to the Senior setup is encouraging to witness and will in the long term raise the standard of football in the state.

A vast number of both Senior but most notably Junior players are also continuing to develop their game through playing futsal. Futsal is a highly skilled game and a great development tool for those who wish to participate in the outdoor game as well, another aspect that will raise the standard of football here in South Australia.

### Futsal

Futsal has been identified by Football Federation Australia (FFA) and FFSA as a priority for the development of players and a major contributor to the future participation growth in Football nationally and within the state of South Australia.

2015 observed several important developments in regards to futsal in South Australia. The affiliation of Futsal Providers has proved FFSA is committed to participation growth and offering all players with the same opportunity to represent South Australia at National Championships. To ensure that participation numbers increase and those players have the opportunity to be selected for state representative teams, the FFSA will offer affiliation to all Futsal competition providers operating in South Australia.

An affiliation fee of \$25 per player has been set and offered to all competition administrators for Futsal in the State. The fee covers the National Registration Fee, offer Player Insurance and affiliation to the FFSA. Only players who are registered with the FFSA will be eligible for state selection as is the case with the outdoor game.

There is no doubt that Futsal SA have been the pioneer of the game in the State and FFSA is pleased that Futsal SA will continue to run competitions in their zone and offer participant opportunities. FFSA acknowledges the work Futsal SA has undertaken in the development of Futsal in South Australia and we thank Arthur Di Fede, Tony La Scala and the committee for their commitment to Futsal.



### FUTSAL COMPETITIONS

#### The Parks Recreation Centre Junior Futsal Competition

As with the outdoor game futsal participation continues to grow and grow. This is evident through FFSA's futsal competition held at The Parks Recreation Centre between October and December.

In 2014 a total of 14 teams participated in the competition, this year it has more than doubled with 35 teams currently involved in the competition at The Parks. The competition is for boys and girls from U10's through to U19's with a total of 245 players involved.

#### Futsal SA Competitions

Futsal SA continue to run competitions in the east, this year with the redevelopment of Campbelltown Leisure Centre temporary homes have been found at Turramurra Recreation Centre, St Francis of Assisi School and Uni SA's Magill Campus. Over 50 teams currently compete in Juniors, Women's and Men's competitions with over 325 players participating.

#### South Australian Futsal League

The South Australian Futsal League (SAFL) has continued to expand its competitions. Based at the Velodrome at Gepps Cross in Adelaide's north, SAFL currently caters for juniors women's, and senior men with over 70 teams competing at present.

#### SA Futsal Fury

SA Futsal this year have been conducting its competitions at Westminster School, south of the CBD. With over 100 players in almost 20 teams competing across 3 leagues for boys and girls it is a great starting point for years to come.

#### Jamestown

Jamestown Strike Futsal continues to go from strength to strength. In 2015 a total of 28 teams across boys, girls, women's and men competed on a weekly basis at the 'Big Shed' in Jamestown. Over 200 players from across the mid north of the state participated in futsal in Jamestown.

#### Futsal State Team Process Confirmed

Football Federation SA is pleased to confirm that state representative teams participating in the National Futsal Championships in NSW in January 2016 and beyond will be administered and managed by the FFSA. The highly respected FFSA Game Development Officer, Cristiano Dos Santos will be appointed the State Futsal Director of Coaching and will select, mentor and guide all Futsal Coaches in the lead up to and at National Championships.

#### Country Championships

The inaugural Country Futsal Championships were held Saturday 26 September 2015 at the Central Oval Community Sporting Hub in Port Augusta with 17 teams participating across the day. Over 150 kids filled the sides from Port Pirie, Jamestown, Roxby Downs, Port Augusta Futsal, Adelaide Hills and FFSA Futsal Academies.

A total of 41 games were played across 3 courts at the brilliant new facility in Port Augusta. The championships provided children from a variety of locations throughout SA the opportunity to showcase their talent and potential in front of State coaches and against opposition they have never come across previously.

In addition, several referees from Jamestown and Port Augusta Futsal were instructed by State Futsal Referee Coordinators Andrew Murray and James Lesicar across the Championships to further develop and provide opportunities to referees in regional areas.

### State Championships

The State Futsal Talent Identification Championships (SFTIC) were held on Saturday 10 and Sunday 11 October 2015 for boys and girls aged between 12 and 19 years. Games were played at 3 futsal centres across Adelaide including The Parks Recreation Centre, Parafield Gardens and Ingle Farm Recreation Centre.

Over 240 children participated and contested 91 games, including several Country Select players who were identified in Port Augusta at the recent Country State Futsal Talent Identification Championships. There were many talented players from across the state which made the coaches job extremely difficult in selecting a squad of 20 players to trial.

Six Country players were identified to continue to trial for the opportunity to represent South Australia at the Futsal Nationals in Sydney in January. This year has been a first for the Country and State Futsal Talent Identification Championships and aids the process of identifying talented players the opportunity to be selected to represent their State.

### Nationals

The nationals are fast approaching and for the first time in 2016, FFSA will send 11 teams from U12's through to U19's both boys & girls as well as a team from Inclusive Sport SA who will send one team away.

Congratulations to those players who have been selected to represent South Australia in Sydney at the FFA Futsal Nations between 4th – 8th January 2016.

### STATE FUTSAL TEAMS

#### U12 Boys

First Name	Family Name
Callum	Bailey
Haruka	Yanadori
Noah	McNamara
Josh	Kavenagh
Trent	Bulakowski
Alexander	Tsimopoulos
Luka	Jovanovic
Raphael	Borges Rodrigues
Josh	Hillman
Nicholas	Aretzis
Head Coach	Assistant/Manager
Giancarlo Zumbo	Stephen Garden

#### U12 Boys Development

First Name	Family Name
Ned	Styles
Jake	Tones
Jake	Creasey
Luca	Gibb
Joshua	Swan
Darcy	Dawber
Panashe	Madanha
Patrick	Cumming
Lachlan	Fusco
William	Carter
Head Coach	Assistant/Manager
David Nye	Anthony Zumbo

#### U13 Boys

First Name	Family Name
Aivi	Marku
Callum	Martin
Harvey	Halliday
James	Signorello
Jonathan	Kasmeridis
Jordon	Tsimopoulos
Jordan	Garcia
Nathan	Dimou
Brayden	Andermahr
Morgan	Evans
Head Coach	Assistant/Manager
Jim Kallas	Shane Hillman

#### U14 Boys

First Name	Family Name
Alessandro	Ricci
Josh	Benn
Jacob	Powell
Jordon	Mugford
Bora	Thach
Robert	Wilson
Ryan	Mayo
Emmanuel	Verbi
Theo	Doufos
Rian	Del Nido
Head Coach	Assistant/Manager
Steve Whitehead	Gary Ledson

#### U15 Boys

First Name	Family Name
Declan	Burchell
Louis	Nye
Logan	Marley-McFall
Philip	Cash
Lachlan	Gow
Finley	Dunford
Alexander	Muscat
Matheus	Borges Rodrigues
Jett	Weir
Jozef	Kogoj
Head Coach	Assistant/Manager
Chris Higgins	Peter Dawber

#### U16 Boys

First Name	Family Name
Higgins	Mitchell
Christian	Auciello
Gow	Hamish
Liam	Gill
Benjamin	Head
Jakob	Mugford
George	Theodoropoulos
Ethan	Hadley
Paris	Duffield
James	Odenwalder
Head Coach	Assistant/Manager
Raff Frisina	Paul Maio

#### U19 Men

First Name	Family Name
James	Wilson
Paul	Wilson
Santiago	Garcia
Mamadi	Kamara
Wilker	Lino
Finn	Murphy
Matthew	Crooks
Danyon	Loud
Andrew	Dyer
Matthew	Dawber
Head Coach	Assistant/Manager
Rod del Nido	Chris Wilson

#### U12 Girls

First Name	Family Name
Hunter	Strudwick
Emily	Gale
Mia	McGranaghan
Nicola	Scalzi
Alana	Spirou
Alanah	Ursino
Sophie	Mcgrath
Julia	Paneras
Emma	Hauptman
Lauren	Munn
Head Coach	Assistant/Manager
David Martin	Joanne Izzo

#### U14 Girls

First Name	Family Name
Rukshaan	Du Plessis
Alana	Lanuzza
Erin	Murphy
Danielle	O'Donnell
Victoria	Panayiaris
Kirsten	Pett
Millie	Scott
Annie	Green
Ellie	Sparrow
Trinity	Tytler-Kelly
Head Coach	Assistant/Manager
Tony Mansueto	Gina Scalzi

#### U16 Girls

First Name	Family Name
Jessica	Signoriello
Emily	Hodgson
Courtney	Mitchell
Meleri	Mullan
Susan	Roberts
Cammie	Williams
Chelsie	Dawber
Matilda	Comley
Isabella	Paradiso
Mabel	Day
Head Coach	Assistant/Manager
Tony Scalzi	Liz McGrath

#### U19 Women

First Name	Family Name
Alexia	Scalzi
Alison	Atkins
Daphne	McLeod
Helena	Ruggerio
Lucinda	Duxbury
Sarah	Chappel
Valeria	Guajardo
Victoria	Mansueto
Chloe	Craig
Taylor	Garrett
Head Coach	Assistant/Manager
Carlos Cravo	Julie Ocego-Kingsley

# SA Primary/Secondary Schools

## Football Championships Adelaide 2015



By Joe Larecki

For the first time in many years both Primary Schools (U12 Years) and Secondary Schools (U19 Years) State Championships were held at the same time and same venue. Five playing grounds at Adelaide Shores Football Centre, West Beach, were featured, including the new synthetic pitch, for both Boys and Girls teams from November 22 - 28. Though a little warm at times, it was a great week that provided lots of excitement, competition, goodwill and budding talent. Competitors and team management must be congratulated for their co-operation, assistance and good will during the enthralling week.

For the first time ever, these Championships were part of the Pacific School Games (PSG), an International sporting event for school students aged 10-19 years, featuring nine different sports, scattered throughout Adelaide and held in the same week. Most states and a number of overseas teams were represented.

Formal trials for all SA teams, both Girls and Boys commenced early in the year and continued every week until the final squads were finally selected. Trial games against competitive teams were then added to the equation. Selection was generally based on individuals that were team players with skill, positive character and commitment.

All SA squad members, both Boys and Girls, at both Primary and Secondary levels, were provided with opportunities to compete and express themselves against the best Primary/Secondary school players throughout Australia. As is normal practice, the squad members were rotated during the week to be provided with equal playing time, thus sharing the workload and getting adequate chances to express themselves.

At the end of the hectic but challenging week all SA sides came away with positive experiences and good memories, though not necessarily reflected in the final results. The Girls U12 team finished sixth, the Boys U12 team was our best placed outfit finishing the week in equal top position. They played entertaining, free-flowing & creative football that enabled them to score 10 more goals than their nearest opposition.

At the U19 level we struggled at times but when things fell into place our teams looked promising. The Girls played some entertaining football but were unable to capitalise at vital moments in the games. The Boys started the week with a late injury to a key player that kept him out for the entire week. The team played competitively throughout the week with team officials stating that team results were not reflective of their performance. In many games the team created numerous opportunities that were not converted. It's fair to say that an ounce of luck, when needed, wasn't forthcoming. They finished the week in fifth place, as did the Girls.

An Australian squad and a Shadows squad were selected at U19 level. Sarah Chappel was selected in the National Australian Schoolgirls team. This was Sarah's third Championship and is an extremely deserving inclusion, after being selected in the Shadow team last year. Alison Atkins was selected in the Shadow team. This also was Ali's third Championship. It's great to see these girls get the recognition they deserve for their hard work.

There were also some excellent individual performances from the U19 Boys, including those from Aladin Irabona, Ben Head, Jamie Recchia and Damian Canala. Ben Head was selected in the Australian squad and Aladin Irabona was selected in the Shadow squad.

Both individually, and as a group, the SA players were excellent ambassadors for their state, schools, clubs and families. They showed that SA has a great crop of budding stars. Hopefully their development continues to flourish so that we get to see and appreciate their skills at both Club and representative levels at a time not too far away!





## U12 GIRLS

No.	First Name	Surname	School
12	Sophie	Abbott	Burnside Primary
9	Parshuna	Amouei	North Adelaide Primary
11	Elleni	Apostolidis	St John Bosco
4	Michaela	Belmonte	St Francis
5	Sarah	Branford	St Ignatius College
14	Bonnie	Dodds	The Pines Primary
10	Emily	Gale	Burnside Primary
7	Toni	Ingley-Smith	Brompton Primary
13	Alana	Lishmund	St Francis of Assisi
6	Shaeleigh	McCue	Surrey Downs Primary
2	Charlotte	Phillips	St John's Grammar
3	Lara	Quinn	Monash Primary
8	Nicola	Scalzi	St Francis of Assisi
15	Jorja	Schroeder	Pedare Christian College
1	Hunter	Strudwick	Mawson Lakes

## U12 GIRLS

TEAM	P	W	D	L	F	A	Dif	Pts
VIC	6	6	0	0	19	3	16	18
NSW	6	4	1	1	11	4	7	13
ACT	6	3	1	2	5	6	-1	10
WA	6	3	0	3	5	4	1	9
QLD	6	3	0	3	10	8	2	9
SA	6	1	0	5	2	11	-9	3
NT	6	0	0	6	0	16	-16	0



Coach: Mary Fabris, Fulham North Primary

Manager: Marian Lesnicki, SAPSASA

## U12 BOYS

No.	First Name	Surname	School
2	Ethan	Alagich	Mawson Lakes
15	Mohamed	Bility	Blair Athol North
17	Michael	Cittadini	St Francis
1	Ethan	Cox	Bethany Christian
7	Yaya	Dukuly	Blackfriars Priory
8	Massimo	Falco	St Raphael's
4	Stanley	Hlawn Ching	St Paul Lutheran
6	Jason	Konstandopoulos	Westminster
10	Tolomy	Liapis	St Peter's College
16	Rastko	Ljujic	Hendon Primary
11	Noah	McNamara	St Joseph's Hectorville
18	Taine	Muscroft	Morphett Vale Primary
5	Senay	Shahbedin	Torrensville Primary
22	Alexander	Shakib	Pulteney Grammar
9	Keshav	Shrestha	St Andrew's

## U12 BOYS

TEAM	P	W	D	L	F	A	Dif	Pts
NSW	7	5	1	1	21	12	9	16
SA	7	5	1	1	26	9	17	16
WA	7	4	2	1	19	9	10	14
QLD	7	4	1	2	15	7	8	13
VIC	7	2	2	3	14	13	1	8
ACT	7	2	1	4	14	13	1	7
NT	7	1	2	4	8	12	4	5
INDIA								PARTICIPATION

## U12 BOYS

	VIC	SA	NSW	NT	QLD	WA	ACT	IND
VIC		0;5	3;4	0;0	1;3	1;1	3;0	6;0
SA	5;0		2;3	4;1	2;2	4;1	3;2	6;0
NSW	4;3	3;2		3;0	2;0	2;2	1;5	6;0
NT	0;0	1;4	0;3		0;1	1;4	0;0	6;0
QLD	3;1	2;2	0;2	1;0		1;2	3;1	6;0
WA	1;1	1;4	2;2	4;1	2;1		3;0	6;0
ACT	0;3	2;3	5;1	0;0	1;3	0;3		6;0
IND	0;6	0;6	0;6	0;6	0;6	0;6	0;6	



Coach: Theo Mylonas, St Andrew's

Manager: Ian Dickie, Elizabeth Downs Primary

## U19 GIRLS

U19 GIRLS	ACT			NSW			WA			VIC			SA			QLD			TOTAL				
	POINTS	FOR	AGAINST	POINTS	FOR	AGAINST	POINTS	FOR	AGAINST	POINTS	FOR	AGAINST	POINTS	FOR	AGAINST	POINTS	FOR	AGAINST	POINTS	FOR	AGAINST	G/D	PLACE
<b>ACT</b>				0	0	1	0	1	2	0	2	3	0	0	2	0	0	2	<b>0</b>	<b>3</b>	<b>11</b>	<b>-8</b>	<b>6</b>
<b>NSW</b>	3	1	0				3	2	1	0	0	2	3	7	1	3	3	1	<b>12</b>	<b>10</b>	<b>5</b>	<b>6</b>	<b>2</b>
<b>WA</b>	3	2		0	1	2				3	3	1	3	3	0	1	0	0	<b>10</b>	<b>9</b>	<b>4</b>	<b>5</b>	<b>3</b>
<b>VIC</b>	3	3	2	3	2	0	0	1	3				3	1	0	3	1	0	<b>12</b>	<b>8</b>	<b>5</b>	<b>3</b>	<b>1</b>
<b>SA</b>	3	2	0	0	1	7	0	0	3	0	0	1				0	1	5	<b>3</b>	<b>4</b>	<b>16</b>	<b>-12</b>	<b>5</b>
<b>QLD</b>	3	2	0	0	1	3	1	0	0	0	0	1	3	5	1				<b>7</b>	<b>8</b>	<b>5</b>	<b>3</b>	<b>4</b>

No.	First name	Surname	School
1.	Matilda (V-C)	Comley	Gleeson College
2.	Sarah	Chapel	Underdale High School
3.	Stephanie	Christensen	Pembroke School
4.	Melanie	Wilmot	Henley High School
5.	Eva	Grasso	Nazareth Catholic College
6.	Hannah	Doyle	St Francis de Sales College
7.	Velvet	Klass	Brighton Secondary School
8.	Zoe	Spyridonidis	St Aloysius College
9.	Vanja	Todorovic	Pembroke School
10.	Kelsey (Capt)	Zafiridis	Marryatville High School
11.	Alison	Atkins	Roma Mitchell Secondary
12.	Shanna	Collins	Murray Bridge High
13.	Mia	Lundquist	Tatachilla Lutheran College
14.	Clare	Oxenham	St Francis de Sales College
15.	Isabella	Martin	Underdale High School
16.	Phoebe	Edwards	Southern Vales Ch. College



**Coach:** Tom Ballantyne, FFSA

**Manager:** Alice Gorman, Henley High

## U19 BOYS

U19 BOYS	ACT			NSW			WA			VIC			SA			QLD			TOTAL				
	POINTS	FOR	AGAINST	POINTS	FOR	AGAINST	POINTS	FOR	AGAINST	POINTS	FOR	AGAINST	POINTS	FOR	AGAINST	POINTS	FOR	AGAINST	POINTS	FOR	AGAINST	G/D	PLACE
<b>ACT</b>				0	2	7	0	0	5	0	0	1	3	3	2	1	1	1	<b>4</b>	<b>6</b>	<b>16</b>	<b>-10</b>	<b>6</b>
<b>NSW</b>	3	<b>7</b>	2				3	3	0	3	4	2	3	4	0	3	4	1	<b>15</b>	<b>22</b>	<b>5</b>	<b>17</b>	<b>1</b>
<b>WA</b>	3	5	0	0	0	3				0	0	2	0	0	1	1	1	1	<b>4</b>	<b>6</b>	<b>7</b>	<b>-1</b>	<b>4</b>
<b>VIC</b>	3	1	0	0	2	4	3	2	0				1	1	1	3	5	2	<b>10</b>	<b>11</b>	<b>7</b>	<b>4</b>	<b>2</b>
<b>SA</b>	0	2	3	0	0	4	3	1	0	1	1	1				0	0	3	<b>4</b>	<b>4</b>	<b>11</b>	<b>-7</b>	<b>5</b>
<b>QLD</b>	1	1	1	0	1	4	1	1	1	0	2	5	3	3	0				<b>5</b>	<b>8</b>	<b>11</b>	<b>-3</b>	<b>3</b>

No.	First name	Surname	School
1	Damian	Canala	Marryatville High School
2	Matthew	Crooks	Underdale High School
3	Arselan	Dartash	St Columba Secondary School
4	Jordan	Findlay	Christain Brothers College
5	Liam	Gill	Gleeson College
6	Mitchell	Higgins	Trinity College
7	Hudson	Proudman	St Peters College
8	Aladin	Irabona	Blackfriars Priory
9	Sadique	Poredil	Saint Columba College
10	Hamish	Lewis	Cornerstone College
11	Benjamin	Head	St Pauls College
12	Mat	Nichola	Para Hills High School
13	Sopheara	Phin	Prescott College
14	Jamie	Recchia	Cabra Dominican College
15	Joey	Taylor	Wirreanda Secondary School
16	Paris	Duffield	Prince Alfred College



**Coach:** Graham Fowlie, FFSA

**Manager:** Steve DeGiovanniello, St Joseph's Kingswood



# SA Masters Association



By Denis Carey

The 2015 Season was another successful one for the competition. The league now comprises 24 teams which allowed for a new format for the competition. The two new teams, White Hart and St Peters Old Collegians, with the former created from the existing Adelaide Spurs team due to the number of players available to it.

The new competition format created 3 divisions each of 8 teams. The composition of each division was determined by how each team performed in the 2014 season. The exception to this was White Hart which replaced Adelaide Spurs in division 2 with the latter moving to division 3.

Regrettably the size of the league competition could not accommodate a Cup competition and it is anticipated that there will be no cup Competition in 2016.

Barrett Reserve and Adelaide High School were again the venues for the matches. The League thanks Adelaide Shores and Adelaide High School for the support given. The league recorded some concern about the quality of the pitches at Barrett Reserve especially Pitch 1, but it is accepted that this will be addressed before next season. The League looks forward to continuing at these venues in 2016.

The League would like to recognise the support given by FFSA, its staff and of course, the referees.

The League is in a strong financial position due in part to monies obtained through its participation in the People's Choice Lottery. The Executive and team delegates continue to give the Competition great support. Overall meetings were well attended by team delegates. The important role of team delegates cannot be underestimated and given the voluntary nature of the role, delegates discharged their functions admirably. Office holders also discharged their role responsibly and with enthusiasm.

It is pleasing to note that the Disciplinary Committee did not have cause to meet in 2015. Players were suspended during the season for an accumulation of disciplinary points. One team had League points deducted as a result of its players accruing sufficient disciplinary points to warrant a sanction under the competition rules. The Fair Play Code continues to be applied and generally accepted by players.

During the latter stage of the season one team in division 1, Lion United folded which resulted in a number of matches being forfeited.

## DIVISION ONE

This division again produced many high standard games. West Beach were crowned Champions for a second consecutive season ahead of Cove United. College and Lion United were relegated.

## DIVISION TWO

White Hart in its first season prevailed after the season long battle with Phoenix who finished runner-up. It was a keen competition and final places were not decided until the concluding rounds of matches. Whyalla and Adelaide Spartans were relegated.

## DIVISION THREE

West Beach Legends emerged as Champions ahead of Monarchs. This victory reflected the overall strength of the West Beach club in winning the division 1 and 3 competitions. Adelaide Spurs finished in last place.

## SUMMARY

The season was very successful on and off the field. The League entered into a sponsorship arrangement with VIV Sports to obtain a variety of materials for teams and the Competition. The Competition remains in a strong financial position and is actively supported by team delegates. New teams continue to show an interest in joining the Competition.

# SAJSA Report 2015



By Ray Matthews

2015 was a successful year for the South Australian Junior Soccer Association (SAJSA). Once again the two Championships were conducted attracting strong teams with the competition being very competitive. The State Championship attracted 46 teams and again the winning Associations were evenly distributed.

The Country Championships were held in the Riverland this year and had to be relocated late in the year from Barmera to Renmark due to a lack of pitches.

Riverland put on a very well run event and even provided 2 pitches with lights which allowed 4 night games to be played. Having this facility, which was thoroughly enjoyed by the 8 teams and spectators, made sure that the number of games required to be played across the 2 days could be completed.

56 teams entered this event including for the first time 2 teams from Roxby Downs. Having this number can cause problems with the fixtures depending on the numbers in an age group causing a round robin rather than 2 divisions.


At the General Meeting the members voted for Adelaide Hills to be awarded the 2016 Country Championships and it will be held in Strathalbyn, 27th and 28th August, utilising 9 pitches to alleviate fixture problems.

Finally the Associations voted to change the concept in 2017 to try and negate any future problems.

They voted to hold the Country Championships during the June long weekend over 3 days and the State Championships in late August.

This decision has been based upon the number of teams entered for both events during the last four years and will be trialled for 1 year.

The first 3 day Country Championships has been awarded to Whyalla JSC, in 2017, and the State will still be at Barrett Reserve West Beach.



**"The Australian College of Sport provides a unique learning experience for aspiring athletes to gain the skills, knowledge and mindset to become a professional footballer."**

**Phil Stubbins Director of Coaching,  
ACS Football Program – FFSA Campus**



## ACS FOOTBALL PROGRAM - FFSA CAMPUS:

Elite Systems Football Centre,  
2-46 Cowan Street, Angle Park SA 5010

**P** 1300 859 880

**E** [football@collegeofsport.edu.au](mailto:football@collegeofsport.edu.au)

**W** [collegeofsport.edu.au/football](http://collegeofsport.edu.au/football)

[collegeofsport.edu.au/football](http://collegeofsport.edu.au/football)

# Referee's Report



By Stephen Toth

Season 2015 was a challenging year for refereeing in South Australia, but it also brought some great personal achievement for South Australian match officials locally, nationally, and internationally. The developmental achievement of referees in South Australia shows our state's ability to produce top-class match officials.

Football Federation SA (FFSA) experienced a 7% decline in match official numbers across the state in 2015, with 275 registered match officials. This presented a number of challenges for the sport, in particular the coverage of matches. In order to combat this, FFSA developed a Club Referee Program which consisted of a 2 hour education session for club-based volunteers to enable clubs to provide competent and confident people when a FFSA match official was unable to be provided. This Program was embraced by the Football community and over 60 volunteers received referee training over 2 sessions, with some continuing with this education to a Level 4 Referee course and receiving referee accreditation. Their continued support and commitment to their club and the sport is greatly appreciated and should be recognised by the whole community.

FFSA match officials continued to service a number of Competitions in 2015. In addition to FFSA administered competitions, match officials also serviced matches for Collegiate Soccer League, SA Masters League, School Sports SA, African Nations Cup, Australian Masters Games, and Western Border Soccer Association. FFSA thanks those affiliated competitions for their support of refereeing and their keen interest in ensuring its continued growth.

National Referee Training Programs continued to be delivered across the state, including metropolitan Adelaide, Adelaide Hills, and Mt Gambier. A total of 72 referees participated in a Level 4 Referee course, while 38 existing match officials upgraded their accreditation, furthering their own knowledge and education. This increased knowledge allows these match officials to further their skills and continue to improve, providing the sport with increased officiating standards.

## APPOINTMENTS AND SELECTION

### Pacific School Games – Adelaide, 21-29 November

FFSA had 3 referees (Maddison Kennedy, Isabella Blaess, Jarrod Muller) selected by FFA to participate in the Pacific School Games. All three performed very well with Isabella Blaess (Female competition) and Jarrod Muller (Male competition) finishing the week both ranked 1st in their respective groups.

### FFA NTC (Boys) Challenge – Canberra, 30 November-4 December

FFSA had 2 referees (Aaron Galanti and Samuel Kuys) selected by FFA to participate in the NTC Boys Challenge in Canberra. Samuel was ranked 1st following the tournament.

### Westfield W-League 2015/16 Season – Semi Final

Isabella Blaess was appointed to the W-League Semi Final between Melbourne City and Brisbane Roar. This was Isabella's first Semi Final appointment and was achieved in her first year on the National Match Official Panel.

## FIFA & AFC PANELS

### Assistant Referee (Male)

Paul Cetrangolo      Assistant Referee  
Matthew Cream      Assistant Referee

### Referee Assessor

Craig Zetter

### Referee Instructor

Craig Zetter

## Football Federation Australia National Match Official Panel Appointments 2015/16 Season

### Hyundai A-League (5)

Paul Cetrangolo      Assistant Referee  
Matthew Cream      Assistant Referee  
Stephen Toth      Assistant Referee  
Daniel Elder      4th Official  
Rick Schneider      4th Official

This is the highest FFSA representation on the A-League in 2 years.

### Westfield W-League (2)

Isabella Blaess      Assistant Referee  
Maddison Kennedy      4th Official

This is the highest FFSA representation on the W-League in 2 years.

### National Youth League (4)

Daniel Cook  
Aaron Galanti  
Andrew Kite  
Samuel Kuys

## Asian Football Confederation – Project Future Referee Program

FFSA referee Maddison Kennedy was nominated by Football Federation Australia for Project Future which is a development program for young referees from all over Asia. It started in June when Maddison went to Vietnam for a preparatory course where she was ranked in the top 3 officials by AFC instructors. This has led to AFC appointing Maddison to the full program.

Project Future is a two year program with many past graduates going on to become FIFA Referees with some already on the AFC Panel of Referees. The participants attend two development courses in a year. The First Development Course is held in Kuala Lumpur early in the year while the second in the Maldives is held in the latter part of the year.

Maddison is the first South Australian official to be appointed to the full program. She starts the course in 2016.

FFSA acknowledges the dedication and professionalism of all its match officials and looks forward to a successful and positive season 2016.

# Game Development Manager's Report



By John Mundy

## MULTICULTURAL ENGAGEMENT

Football Federation SA (FFSA) Game Development staff are continually focused on developing strong partnerships with Local Council and Government Agencies in the pursuit of excellence in the delivery of quality football programs to multicultural communities. A strong focus has been placed on increasing participation within New Arrivals, Refugees and Asylum seekers through the delivery of educational and health based programs to students with strong multicultural backgrounds and through delivered football programs within multicultural communities.

In March 2015, FFSA were presented with the prestigious Governor's Multicultural Award as Winners of the best 'Community Sector Organisation'. The award was presented by His Excellency the Governor the Honourable Hieu Van Le AO at Government House Adelaide. FFSA Chief Executive Officer Michael Carter stated that the award is due recognition for the work of the FFSA Game Development staff and FFSA organisation as a whole. "Resources provided by the Office for Recreation and Sport through the SRDIP Program have been an integral reason for receiving the Governor's Multicultural Award. Football is the sport of choice for many new arrivals and culturally diverse communities and the development team at FFSA do a great job in providing participation and educational opportunities for individuals of all ages and abilities."

FFSA Game Development staff in conjunction with The City of Port Adelaide Enfield Council continued their multicultural work at the annual Harmony Day event. Harmony Day is held every year on 21 March to coincide with the United Nations International Day for the Elimination of Racial Discrimination and sees junior football players engage in a day of football fun along with recognising cultural respect for everyone who calls Australia home.

Popular events and programs have also included the well supported African Nations Cup tournament, the Rajah Street Reserve after-school program which assists over 30 disadvantaged children in the area and the indigenous football program that focuses on game training and life skills development with participation from the Wiltja Residence, along with the Two Halves program that was held in various schools.



## REGIONAL PROGRAM

The Regional program is a pathway for girls and boys located in regional and geographically isolated areas. Girls and boys are provided the opportunity for training, coach education and referee education and have the opportunity to be selected to take part in an International Tournament in Fiji in December that is also supported by NSW Country and Victoria Country State teams. SA took away an U15 and U17 girls teams as well as an U13 boys team.

This pathway has already seen girls progress to our National Training Centre (NTC) Program and also the Westfield W-League squad.



## REGIONAL CAMP

FFSA held the Annual Regional Camp for Boys and Girls in Berri, Riverland from 6-10 July.

The Camp was established in relation to the FFSA Regional Program - a pathway for Coach's and players located in regional and geographically isolated areas of South Australia. Junior players are provided with the opportunity for training, coach education and referee education. A total of 20 girls and 28 boys were in attendance for the 2015 camp.

FFSA Development Officers Tiarn Powell and Cristiano Dos Santos along with James Kerr (Adelaide Hills), Tony D'Agostino (Inter, Mount Gambier) and Shannon Neilson (Whyalla Wanderers), conducted a variety of sessions throughout the week.

Game Development Manager John Mundy commented on the success of the camp.

*"It was impressive how the Coach's from the Country areas embraced our philosophy and quickly gained the respect of the players. In the couple of days I attended, the improvement of the players was also evident."*

These players then became eligible for selection for squads taking part in an international tournament in Fiji in December. FFSA took an Under 15 and U17 girl's team and an U13 boy's team for the 2015 tournament.

## FII CUP

The Ultimate Fiji Cup was a success, with an U15 and U17 Regional Girls side and Under 13 Regional Boys side representing South Australia.

Day 1 of the Ultimate Fiji Cup started with the opening ceremony with the Fijian Prime Minister in attendance at the Fiji National Training Centre in Ba.

After the ceremony concluded a full day of games began with the U17 and 15 Girls to play NSW first up with the U13 Boys to play two matches against Fiji South and Fiji West with the day providing some mixed results from the SA Teams.



The U17 Girls persevered through a lot of early pressure from NSW to head into the half time break nil all. After the break the girls came out firing and were having their fair share of opportunities without any impact on the score sheet. With ten minutes to play NSW scored on the counter and stuck again five minutes later to see the final score 2-0 to NSW after a tightly contested battle. The U17's had a rest day which saw them recover and prepare for the tough test of facing Fiji West on the Wednesday of the competition.

After playing NSW twice previously in the pre-tournament competition the U15 girls again engaged in a hard fought match, the girls starting strongly and creating many chances but being unable to find the back of the net. NSW scored late in the half heading into the break 1-0 up and then stuck again within minutes of the restart. The SA girls regrouped and put together some good passages of play which resulted in a goal to Kate Kourmouzis from Mt Gambier. The girls battled on to try to even the ledger but NSW scored again with the game concluding with a 3-1 score line.

The Boys Teams started their campaign strongly with a comprehensive 3-0 win over Fiji South. After a short break the boys then took on Fiji West with the conditions starting to have an impact with the game finishing at 1 all. The Boys remaining undefeated at the end of day 1 and Boys Head Coach Cristiano Dos Santos noted that he was happy with the result.

*"The Fiji teams were very physical but I am pleased with the boy's efforts and results so far."*

The Ultimate Fiji Cup concluded with success for all three teams. The Under 17 and Under 15 Girls both placed second while the Under 13 Boys completed the tournament in third place.

A number of players were also named in the Ultimate Fiji Cup All Stars Team:

- Layla Rodgers U15 Girls: *McLaren Vale*
- Esther Heywood Smith: *Nairne*
- Ashleigh Chomik: *Williamstown*
- Eli Petersen: *Stirling*
- Deacon Penn: *Seaford Rise*
- Finn Bucco: *Woodside*

Football Federation SA would like to congratulate all players and managers involved in the tournament and thank them for their commitment to the Regional Program.

## AIA VITALITY MINIROOS

Football Federation Australia (FFA) joined forces with health and wellness program AIA Vitality to launch a new grassroots football initiative for Australian kids.

'AIA Vitality MiniRoos' provides boys and girls aged 4 - 11 years with a fun introduction to the world game. Designed for kids of all abilities, the nationwide initiative uses short, game-based sessions to introduce the sport of football to newcomers in an inclusive way. It focuses on learning new skills, being active, making life-long friends and, potentially, unearthing the next generation of Socceroos or Matildas.

AIA Vitality MiniRoos Ambassador and former Socceroo Brett Emerton said that AIA Vitality MiniRoos is the perfect way for kids and parents to be introduced to the game of football. "I still remember playing football for the first time as a kid growing up in Macquarie Fields and completely falling in love with the game. You can see the happiness that football brings to these kids too when you look at the smiles on their faces as they play today," said Brett



The program aims to influence behaviour related to chronic disease and obesity by using incentives and rewards, such as discounts on gyms, healthy food, shopping, entertainment and travel purchases, to encourage people to adopt and sustain healthy behaviours.

FFA CEO David Gallop said the program comes at an ideal time for football's growth in Australia. "There's no doubt that the game is on a strong growth trajectory at the moment. MiniRoos is a great way to introduce kids and parents to the game of football. In addition, the partnership with AIA Vitality

provides a huge boost to the health of football at the grassroots level and indeed the community more broadly.” he said.

AIA Australia Chief Executive Officer Damien Mu believes AIA Vitality MiniRoos can have a huge impact on the long term health of children, parents and, ultimately, families across Australia.

*“Nothing is more important to a parent than the health and wellbeing of their son or daughter. It provides the foundation for them to grow into healthy adults in future, and to achieve the most out of their lives.*

For more information on the AIA Vitality MiniRoos, visit [www.miniroos.com.au](http://www.miniroos.com.au)



#### AIA Vitality MiniRoos

- 25 registered sites including schools and clubs
- Planned gala days in the North, South, East and West to commence in term 3 or 4.

#### AIA Vitality MiniRoos Kick-Off sites:

- 27 registered sites including schools and clubs
- 6 approved application
- 5 fully set up sites

Numerous parents have been making enquiries in regards to the program and how to get their children involved.



#### Participation

##### Girls clinic at Bonython Park

- Girls aged 4-8, based on introduction to soccer skills which will turn into a Girls only AIA Vitality MiniRoos Site at Highgate Primary School

##### Lady Reds School Holiday Clinic

- 40 participants who also were guests at the W-League game

##### Westfield W-League Football Festival

- 90 participants
- Girls and boys of all age groups
- Lady Reds players involved

##### Vision Impaired SA

- 6 week program
- 2 age groups, 20 students both girls and boys

This program was started to get those who are visually impaired to be a part of a team and learning new skills. This quickly led to a lot of media around them and they were a group asked to be a part of our “Evening with Tim Cahill”. They got to play soccer with Tim and ask him questions; Tim even joined in with them, took photos and signed their memorabilia. This was a great way to encourage the kids and we look for this to be the start of players playing for the State and National Blind Soccer team going forward.

#### TIM CAHILL

Australian football legend Tim Cahill visited Adelaide in conjunction with the release of his autobiography ‘Legacy’. FFSA was delighted to host an exclusive event with Cahill in which he sat down for a one-on-one interview with Channel 9 sports presenter Tom Rehn.



Discussing ‘Legacy’, his illustrious international football career and more, Cahill gave open and honest answers, delighting the crowd of close to 500+ people.

Prior to the formal interview, Cahill engaged with local footballers involved in FFSA’s Visually Impaired program and an Inclusive SA team along with students from St. Peter’s College, the host venue. Stating that it was an ‘unreal experience’, Cahill took to the mini-pitch with the children, also wearing a blindfold with the visually impaired group to gain a better understanding of the challenges the youngsters face. Cahill took to social media to state his enjoyment from the experience: “Thank you Adelaide for the love for LEGACY overwhelmed with the turnout. I want to share my experience today when I met a group of kids that taught me how to play Blind Soccer.



Today was so inspirational to see the kids embrace the game we love through the sound of a rattling football to know where the ball is. I tried so hard and it was one of the most difficult things I have ever done." "Today I spoke to a sell-out crowd of 500 people about the story of my career and helped to inspire kids and families to follow their dreams. All the money raised tonight went to the organisation to help send teams overseas to play football. #LEGACY" "I would particularly like to thank FFSA Game Development Manager John Mundy for organising and coordinating this event."

Futsal and Regional State teams along with Inclusive SA and SA Visually Impaired all had opportunities to raise funds through ticket sales to 'An Evening with Tim Cahill' with FFSA redirecting any further profits from ticket sales back in to Futsal and Regional State Teams.

### ARSENAL CLINIC

From the 21st - 23rd of December Alan Sefton MBE and Daniel Rossetto from Arsenal in the Community visited Adelaide to demonstrate the Arsenal Doubles Club Program. FFSA has had a rewarding partnership with Arsenal in delivering a similar version of the Doubles Club called the Two Halves Program but this is the first time we have hosted the Arsenal in the Community team.



The response to the sessions held at Adelaide Shores Football Centre was so great that a third day was added on the 23rd which was hosted by Ascot Park Primary School. Across the three days Alan, Daniel and Gerard Rossetto, along with help from FFSA staff ran the Doubles Club Program which focussed on 10 and 11 year olds spending an hour in the class room learning literacy through a football theme and then an hour outside doing a practical football session. The aim of the Doubles Club is to motivate and inspire students using Arsenal and Football to show them that learning can be achievable, fun and rewarding. Over 60 Children participated in the program and many local teachers came along to view the sessions for possible implementation in their schools.

### ARSENAL GAP PROGRAMME

In conjunction with representatives from Arsenal coming down under players over the age of 18 were given the opportunity to apply for the Arsenal Gap Programme. This programme allows for an exciting way to develop as a coach, work aboard and use skills to help local communities. Over the course of the Programme participants will have the opportunity to gain skills, qualifications and experience using football to benefit local projects both in the UK and at various destinations around the world.

To find out more about the Arsenal Gap Programme visit:  
[www.arsenal.com/community/gapyear](http://www.arsenal.com/community/gapyear)



### LIVERPOOL CLINIC

Football giants Liverpool FC headed to Australia in July, bringing with them Liverpool Academy Coaches who ran an exclusive training session for lucky U17 aged players.

As an official partner of the Liverpool FC Foundation, the Reagan Milstein Foundation (RMF) made dreams come true for young footballers by providing the opportunity for young footballers to train with the prestigious Liverpool Academy Coaches as a way to give back to those who have supported them.

The Reagan Milstein Foundation is a Melbourne based Not for Profit foundation established to honour the life of 14 year old Reagan Milstein who died in July 2010 after a tragic accident while scuba diving in Malaysia, while returning from attending the 2010 FIFA World Cup with his father. Given Reagans specific love of football and his dedication to assisting those less fortunate, RMF aims to provide footballing opportunities to the youth of various backgrounds, countries and nationalities who would otherwise be financially unable to play.

Young footballers from across the state attended the training session as well as being special guests of the Liverpool Football Foundation at the first team training session at Coopers Stadium.

### COACH EDUCATION

FFSA have been able to run 33 courses, with 662 coaches enrolled across our range of coaching certificates and licences. With most courses being run at full capacity.

A successful State Federation Coaching Conference was also held on November 14th at Burton Park Football Complex.

### FUTSAL

#### Country Futsal Championships

The inaugural Country Futsal Championships were held Saturday 26 September 2015 at the Central Oval Community Sporting Hub in Port Augusta with 17 teams participating across the day. Over 150 kids filled the sides from Port Pirie, Jamestown, Roxby Downs, Port Augusta Futsal, Adelaide Hills and Football Federation SA (FFSA) Futsal Academies.

Several State coaches and the State Futsal Director of Coaching Cristiano Dos Santos as well as FFSA Junior Competition Coordinator Alex Sunasky were in attendance to identify talented players.

FFSA Game Development Manager John Mundy, who was also present said, "It was fantastic to see kids that came from a variety of locations throughout SA being given the opportunity to showcase their talent and their local organisers should be congratulated on having the foresight to acknowledge that Futsal is a highly skilled game and a great development tool for those who wish to participate in the outdoor game as well."

In addition, several referees from Jamestown and Port Augusta Futsal were instructed by State Futsal Referee Coordinators Andrew Murray and James Lesicar across the Championships to further develop and provide opportunities to referees in regional areas.

FFSA would like to thank all involved on the day including players, coaches, referees, staff, volunteers, parents and Port Augusta Council for hosting the event.

#### FFA National Futsal Championships

FFSA Under 15 Boys State Futsal Team were crowned Champions at the recent Football Federation Australia National Futsal Championships in Sydney.

The U15's beat their opposition, New South Wales, in style with a 4-3 defeat in a highly emotive final. The squads Captain Louis Nye was additionally awarded Most Valuable Player of the match, adding to the fantastic result for the side.

Coach Chris Higgins noted that the performance was due to a tournament-long commitment from his side. "It was a really great team effort, with the key factors being consistency and hard work throughout the week, leading to the reward of lifting the prestigious trophy."

FFSA Game Development Manager John Mundy was pleased with the display by South Australian sides as a whole saying "This has been a remarkable tournament for FFSA, with 7 of our 12 teams making the semi finals and with the Under 16 Girls also making the final, unfortunately going down 1-0 to New South Wales in a tightly fought encounter. Having Phillip Cash from Whyalla, a country boy, picking up a winners medal, confirms that there

are some great futsal players in regional areas and that there is an easily accessed, credible talent pathway through FFSA."



#### FFSA FOOTBALL CLINICS

Clinics ran by FFSA staff in Mount Gambier were labelled a success in the lead up to the NSR Australia Regional Round that visited the region in March of 2015.

FFSA Game Development Officer Cristiano Dos Santos held a clinic for 32 juniors aged 9-13 years at Apollo Soccer Club while FFSA Head of Men's Football - National Training Centre, Carl Veart, ran a clinic for 27 boys and girls aged 14-17 years at the International Soccer Club. Cristiano's clinic focussed on the Skill Acquisition phase of the National Curriculum while Carl's clinic focused on the Game Training phase. Additionally, Carl, an ex Socceroo and Adelaide United FC player ran training for the International Soccer Club Seniors following the junior clinic.

A curtain raiser match between International Soccer Club and Apollo Soccer Club was held to support the charity beyondblue prior to the Round 6 fixture between the 2014 National Champions Metro Stars and Adelaide City FC.

#### WESTFIELD FFA CUP

The Westfield FFA Cup continued on its tour of Regional South Australia, visiting Mount Gambier and Whyalla, as part of the NSR Australia Regional Rounds.

Roxby Downs residents and football enthusiasts alike also had the opportunity to see and be photographed with the Westfield FFA Cup ahead of the highly anticipated Adelaide Comets and West Torrens Birkalla match in their Round 8 PlayStation 4 National Premier League fixture.

Football Federation SA Chief Executive Officer Michael Carter said that parading the Westfield FFA Cup illustrated the connection between grass roots and elite football clubs throughout the country. "The Westfield FFA Cup was enthusiastically received by young children, players and spectators in Mt Gambier, Whyalla and Roxby Downs.

#### COMMUNITY STORIES

##### ***Northern Demons engage Moonta, Yorke Peninsula***

FFSA Clubs and Associations came together in regional SA, starting with Northern Demons and Moonta in the Yorke Peninsula. Taking advantage of a Bye in Round 7 of the FFSA Junior Premier League (JPL), Northern Demons U15's travelled to Moonta Area School to take on an Under 17 Yorke Peninsula side in a friendly match.

The game was played in excellent conditions, with perfect weather and a good surface - a credit to the Yorke Peninsula Association. The team have made notable strides in the format of their game over the past couple of years and the match was played competitively and in good spirit.

Northern Demons U15 Coach Steve Garden told that the club are strong supporters of regional football and providing pathways for players.

"At Northern Demons we see ourselves as a pathway for any player wishing to progress further in their footballing that lives in country South Australia, north of Adelaide. The Under 15's have players from far and wide. Whilst based at Port Pirie, players travel from as far as Whyalla and Jamestown; the under 14's boast a player from Ardrossan. The chance to play down on the Yorke Peninsula offers us the opportunity to look at players from that area and vice versa, for players of all areas to be aware of the pathway open to them."

The match between the Port Pirie club and Yorke Peninsula side was just the beginning of a quickly blossoming relationship between the regions.

##### ***NT soccer minnow handed FFA Cup lifeline by SA club***

When soccer minnow Borroloola Cyclones lined up for their FFA Cup debut in the Northern Territory, they could thank a club 3000km away in Ethelton for helping them get on the pitch.

Port Adelaide Pirates came to the rescue when 20 pairs of soccer boots were stolen from the Cyclones' storage shed in the remote community, a 13-hour drive from Darwin. The fledgling club - the first all indigenous side to play in the national knock-out competition - would have been forced to forfeit the match if it could not find equipment to take to the field. Pirates collected and donated more than 50 pairs of boots and four training kits from junior and senior players. With the help of FFSA and Santos, the equipment was couriered to the Top End in time for the clash with Hellenic at Marrara Soccer Stadium.

Long-time Pirates volunteer Heather Combeer said players and supporters were keen to help a club in need, having previously donated boots to communities in Africa. "In this financial climate everyone is struggling, so if we can do something to help someone else out then why not," Combeer said.


Football Federation Northern Territory launched an online appeal encouraging soccer clubs across Australia to donate spare equipment. NT federation coach Mark Wakeling said the Cyclones players, who live in a community of just 926 people, were devastated by the theft.

"The reality of it is that we do not get enough sponsorship money each year to replace this gear as the cost of travel to each tournament is in the thousands, the players were stunned but with their outstanding character they bounced back and put their loss behind them and got on with the training for the big game."

In an interesting twist, the Cyclones are coached by John Moriarty, who played for SA club Port Thistle in the 1950s and '60s. Thistle later merged with Port Adelaide to become the Pirates.

*I would like to thank all of the Game Development team, Tiarn Powell, Cristiano Dos Santos and Igor Negrao for their commitment and dedication in implementing new and existing programs.*

# Hall of Fame Inductees



## R. (Rudi) Alagich OAM\*

### HALL OF HONOUR as a member for OUTSTANDING CONTRIBUTION

Born in Makarska, Dalmacia, Yugoslavia and migrated to Australia in 1932.

Contributed to the game of football as a Player and Administrator, Order of Australia Medal (OAM), SASF Meritorious Service Award, Australian Sports Medal, Life Member Broken Hill Soccer Association and Life Member of the South Soccer Club Broken Hill.

Instrumental in starting the Broken Hill Youth League, High School Soccer Competition, Primary School Soccer and the Broken Hill Ladies Soccer Competition.

Chairman Napredak Youth Soccer Club, President and Secretary Broken Hill Soccer Association.

Associated with the game of football in excess of 60 years.



## A. (Airlie) Keen

### HALL OF HONOUR as a member for OUTSTANDING CONTRIBUTION

Born in Adelaide South Australia in 1969.

Contributed to the game of football as a Player, Referee, Assistant Referee, Administrator and Coach, appointed to the FIFA Assistant Referees Panel each year 2001 to 2011.

Officiated in State and National Men's and Women's football competitions as Referee and Assistant Referee from 1994 to 2011.

Officiated at International level including FIFA Women's World Cups in USA 2003, China 2007, Olympic Games Greece 2004, FIFA Women's U19/U20 World Cup in Canada 2002, Russia 2006 and Chile 2008, also FIFA Women's U/17 World Cup in Trinidad & Tobago 2010 plus the Youth Olympics in Singapore 2010. Games included Quarter Finals, Semi Finals and third place play-offs.

Associated with the game of football in South Australia in excess of 24 years.



# Celebration of Football

## By Arija Molitor

Saturday 10 October marked the annual Football Federation SA's Awards Evening - the 2015 Celebration of Football.

Hosted by football personality Stephanie Brantz at the Adelaide Entertainment Centre, the black-tie event welcomed close to 650 guests from the Football Community, uniting and celebrating the 2015 season.

Under the lights of the Adelaide Entertainment Centre's 'Orb' were legends of the game, past and present along with Hall of Fame Inductee Airlie Keen with nominated players and match officials of the night.

Joining the football family were the integral members of the football community, the tireless and hardworking volunteers, family and friends.

State Liberal Leader Steven Marshall MP attended along with Tim Whetstone Shadow Minister for Recreation and Sport, Member for Croydon, Michael Atkinson MP and Member for Wright Jenifer Rankine MP.

A series of awards were presented to commence the evening including the Under 18 and Reserve Premier and State League players of the year, as well as Women's Competition Referee's Choice awards and Highest Goal Scorer Awards and awards made to promising Match Officials.



Sergio Melta Medal - PlayStation 4 National Premier League South Australia Player of the Year - Ryan Kitto - West Torrens Birkalla

West Torrens Birkalla's Ryan Kitto was awarded the prestigious Sergio Melta Medal - PlayStation 4 National Premier League South Australia Player of the Year. Kitto polled 30 votes in total, 5 ahead of second placed Rocky Visconte from Croydon Kings who took home the title in 2014.

Adelaide Blue Eagles' Kym Harris found third place with 24 votes, fellow team mate Alemayo Kebede came in fourth on 22 while Adelaide City's Nicholas Bucco finished with 20.

West Torrens Birkalla enjoyed a successful evening with Head Coach Steve De Giovanniello awarded the Martyn Crook PlayStation 4 National Premier League

South Australia Coach of the Year and Goal Keeper Julian Torresan taking home the Peter Nikolich PlayStation 4 National Premier League South Australia Goal Keeper of the Year award. Birkalla's Luke Uzzell also won the John Francis PlayStation 4 National Premier League South Australia Under 18 Player of the Year.

The PlayStation 4 National Premier League South Australia Team of the Year was presented, claiming a place in the 11 for 2015 were: Julian Torresan (West Torrens Birkalla), Ryan Kitto (West Torrens Birkalla), Scott Nagel (West Torrens Birkalla), Kym Harris (Adelaide Blue Eagles), Nicholas Bucco (Adelaide City), Matthew Halliday (Adelaide City), Rocky Visconte (Croydon Kings), Ricardo Da Silva (West Adelaide), Robby Lippett (West Adelaide), Michael Matricianni (Campbelltown City), Iain Fyfe (Campbelltown City).

Michael Matricianni was handed the Golden Boot for 2015 due to his 22 goals in the 26 game Season while Para Hills Knights Bailey Truscott took home the John Aloisi Rising Star.

Elvis Kamsoba of Raiders was awarded the Marcellina Player of the Year after the highest culmination of Senior Coach votes through out the season.

Cumberland United celebrated the evening with Jace Cummins announced

as the Bob Telfer NPL State League Player of the Year and Seniors Coach Billy Graves awarded the NPL State League Coach of the Year.

Cummins, a clear standout, polled 43 total votes, taking maximum votes 11 times through out the season.

Matthew Pelizzari from Adelaide Olympic was given the nod for the Les Avory NPL State League Goal Keeper of the Year while Doni Pollock from Adelaide United was awarded the Milan Ivanovic NPL State League Golden Boot.

Metro United Women's Football Club (MUWFC) player Marijana Rajcic was awarded the Shirley Brown Women's Premier League Player of the Year as well as the Women's Premier League Golden Boot for her efforts in the 2015 season.

'MJ' polled 27 votes throughout the season, putting the icing on the cake for the Westfield W-League Lady Reds player. The MUWFC side won the Women's Premier League Cup and League title this season, in their 10th anniversary year as a club no less.

Jonathan Ruse was awarded the Bob Bush Women's Premier League Coach of the Year after leading the Football Federation SA Under 14/15's this season and Sarah Willacy from Adelaide City claimed the Women's Premier League Goal Keeper of the Year.

Daniel Cook was named the Mick O'Malley Young Referee of the Year while Daniel Elder was awarded the Paul Ingham Referee of the Year.

Long standing Adelaide City volunteer Joe Camilleri was given his moment in the spotlight when awarded the Volunteer of the Year for his outstanding 30+ years of commitment to the club and sport while Uni SA coach Inno Muluji took home the Community Coach of the Year award.

Two inductees into the South Australia Hall of Fame were named with both Rudi Alagich and Airlie Keen being rewarded for their years of service in football, entering the Hall of Fame as members for Outstanding Contribution.

Following the formal presentations and awards, DJ Dizzy kicked-off the party which carried on late into the night.

Football Federation SA congratulates all winners from the event as well as all involved in the 2015 season.



Shirley Brown Player of the Year Award - Marijana Rajcic - Metro United WFC  
Women's Premier League Golden Boot - Marijana Rajcic - Metro United WFC



# Sergio Melta Medal

## KITTO CLAIMS PERSONAL HONOUR FOR 2015

West Torrens Birkalla's Ryan Kitto was awarded the Sergio Melta Medal - PlayStation 4 National Premier League South Australia Player of the Year.

Kitto, a clear stand out throughout the season polled 30 votes from the 25 matches played to take home the prestigious award.

Kitto was additionally named in the PlayStation 4 National Premier League South Australia Team of the Year and has since been rewarded for his efforts on the local park with a contract in the Hyundai A-League with the Newcastle Jets.

## 2015 SERGIO MELTA MEDAL (PREMIER LEAGUE PLAYER OF THE YEAR) LEADER BOARD

Name	Team Name	Votes
Ryan Kitto	WT Birkalla	30
Rocco Visconte	Croydon Kings	25
Kym Harris	Adelaide Blue Eagles	24
Alemayo Kebede	Adelaide Blue Eagles	22
Nicholas Bucco	Adelaide City	20



Ted Iuliano, Ryan Kitto, Sergio Melta



Football Federation SA Director Ted Iuliano, Richard Alagich, Hall of Fame Inductee Airlie Keen, Hall of Fame Committee Chairman Tony Henshaw



## CHAMPIONS



### West Adelaide:

PlayStation 4 National Premier Leagues  
South Australia League Premiers

PlayStation 4 National Premier Leagues  
South Australia League Champions



### Adelaide United:

2015 NPL State League Champions



### Croydon Kings:

2015 FFSA Federation Cup Winners



### Metro United Women:

2015 Women's Premier Division Champions

2015 Women's Premier Division Cup Winners



# Technical Director's Report



By Airton Andrioli

## COACH EDUCATION

Coach education in advanced pathways has continued to assist in developing the current level of coaching which is outlined in a logical process through the courses. Coaches are equipped with the necessary tools and a solid foundation to reach their full potential. This is becoming common knowledge and as a result we have seen an increase in the number of coaches attending the courses, therefore improving the standard of coaching in our State and across Australia.

FFSA have increased the number of C Licence courses, (one prior and one at the end of the competitive season) to accommodate for the number of candidates willing to complete an advanced accreditation. Between the end of 2014 and 2015, over 150 coaches have completed C and B licences and 70 more have already enrolled for the February C licence course in 2016

The coaches can now have a more effective and positive impact in the specific areas they are working on, helping to raise the bar in the development of players and football in general across the state.

## STATE COACHING CONFERENCE:

FFSA conducted the 4th Coaching Conference on the 15th November. This event is another great resource offered to local coaches as part of the education process.

The Conference was based around a review of the 2014 World Cup in Brazil and the 2015 Asian Cup in Australia. FFSA also had Adelaide United Head Coach Guillermo Amor and assistant coach Pau Marti as guest speakers.

## 2015 STATE TALENT IDENTIFICATION PROGRAMS (STIC)

STIC continues to play a major role in the identification and development of players in South Australia, in particular in the younger age groups coming through the Skill Acquisition Programs (SAP), with a direct link to the Identification pathways.

The program provided a large number of boys and girls with the opportunity to develop and learn in an environment that incorporates the different stages of development, which is a major factor with young footballers.

Players in this program are monitored by STIC coaches and FFSA Technical Department over a period of 5 months, whereby different stages of physiological changes and adaptation to training/game methods are experienced. This process allows all players the appropriate time to develop and confirm their abilities.

### Programs Period:

- SAP: October to February
- STIC: April to August



### STATE DEVELOPMENT SQUAD PROGRAMS

All the programs were full-time and consisted of 3/4 training sessions per week and a game in the FFSA competition.

#### BOYS

- NTC - played in the State League U18's
- U13's - played in the Junior Premier League U14's
- U14's - played in the Junior Premier League U15's

#### GIRLS

- NTC - played in the Junior Premier League Boys U15's
- U14/15's - Played in the Women's Premier League
- U13's - played in the Junior Premier League Boys U12's

Extra weekly games were organised against teams from other age group to support the individual development of players, particularly those who physically were not ready to compete at the same level.



#### Performances

It has been a very positive year in terms of both progression and performances. All our programs have worked towards establishing the FFA Playing Style, with the NTC and State squads, Boys and Girls, all representing South Australia very well at the National Championships receiving the recognition from the FFA Technical group, commending South Australia's Identification process and the style of football performed across all the age groups.

#### FFSA Competition

All our programs performed well throughout the year in the FFSA local competitions, with regular competitive games against an appropriate level of opposition which is vital in terms of development and evaluation of players.

#### Positive impact

FFSA also believe our programs have a positive impact in the local competition, by focussing on development of players ahead of results as well as playing a style of football that supports this we are able to encourage other clubs, players, coaches and parents across our football landscape to follow a similar method. The main purpose is to provide players with a consistent approach and the best possible opportunity to develop.

### 2015 ACCOMPLISHMENTS

#### Boys U15's NTC Squad

Winners of the FFSA State League Competition (U18's age group)

#### Boys NTC Players selected in the U16 National Team

The below 4 players represented SA in the young Joeys in 2015

Jasper Kelley  
Lachlan Brook  
Marco Krantis  
Ryan Yates

At the conclusion of the NTC challenge more players could be identified for National Teams/AIS program

#### Boys U13's Skilleroos Squad

Winners of the Nationals Championships in Coffs Harbour 2nd in the FFSA Premier league (U14' age group)

#### Girls NTC Players Identified for National Teams

##### U17's

Alexandra Chidiac  
Grace Abbey  
Nora Peat  
Chelsie Dawber

##### U19's

Alexandra Chidiac  
Monique Iannella  
Emily Condon  
Isabelle Hodgson  
Dylan Holmes  
Lauren Steer  
Gabrielle Bentley



# Events



By Wendy Carter

## AFRICAN NATIONS CUP

The African Nations Cup is one of the most important events on the African Community Calendar. Football Federation SA (FFSA) have been hosting the event in conjunction with the African Communities Council of South Australia (ACCSA) for the past three years and during this time the aim has been to review and improve the competition each year.

Following a review of the 2014 event, the stakeholders requested that the competition be expanded to include quarter final games. As a consequence, the three day event was increased to four days in 2015.

The African Nations Cup was conducted across two weekends, 24-25 October at Burton Park and 31 October and 1 November at Elite Systems Football Centre. Round Robin Games were conducted across the first weekend, with the finals being conducted during the second weekend. In total 14 teams participated in the event, an increase of two teams from that of 2014.

The format of the competition consisted of two groups of five teams, and one group of four teams. The teams in each group played each other once. At the conclusion of the round robin games, the top two teams from each group progressed into the quarter-finals with the third placed teams from Group A and B also progressing through to the quarter finals. The winners of the quarter finals won through to the semi-finals with the winners playing off in the Grand Final.

Sierra Leone was crowned African Nations Cup Winners for the first time following a hotly contested final against defending champions Burundi. In a thrilling final that was a testament to the quality of the competition, the two teams put on a five goal thriller that had supporters of both teams on their feet throughout the game. Sierra Leone was crowned champions three goals to two courtesy of a hat-trick by Benjamin Kouakou.

In the curtain raiser game, playoff for third and fourth, Liberia claimed third spot from Ethiopia, winning two goals to nil.

One of the challenges that the communities have in participating in this event is the selection criteria for players to be selected into teams. The selection of players is at the discretion of each of the communities and as a consequence there were a number of players that were recruited from interstate. To address the integrity of the competition, Football Federation SA will be working with ACCSA to develop a selection criteria for player eligibility into the African Nations Cup for 2016.



## CLUB CONFERENCE

Football Federation SA continued to host the Club Conference in 2015 with the focus being to provide volunteers and club officials with relevant information and tools that would assist them in their roles. Volunteers are key to the operations of clubs and associations and Football Federation SA is committed to upskilling and providing resources to enhance the development of clubs.

The Club Conference was offered free of charge to all affiliated clubs and associations, with an option for non affiliated clubs to attend by payment of a minimal fee. Once again the conference was supported by the Office for Recreation and Sport.

The conference provided a cross section of topics covering sport specific sessions as well as themes targeted to enhance the running of a club. In total seven sessions were conducted that included Use of Online Team Sheets, Social Media, How to Deal with Complaints, Risk Management, Succession Planning, AIA Vitality MiniRoos and Injury Prevention.

Over the course of the day in excess of 100 club officials attended the conference. The success of the Club Conference is highlighted not only through the attendance and feedback but with other Member Federations seeking to emulate the concept.

# Award Winners

## COMMUNITY AWARDS



Airlie Keen - HALL OF HONOUR for OUTSTANDING CONTRIBUTION



Rudi Alagich - HALL OF HONOUR as a member for OUTSTANDING CONTRIBUTION (Deceased - accepted on his behalf)



Fair Play Award - Port Adelaide Pirates



Community Coach of the Year Award - Inno Muluji - UniSA FC



Volunteer of the Year Award - Joe Camilleri - Adelaide City FC

## REFEREE AWARDS



Referee Rising Star Development Award - Isabella Blaess



Mike Ingham Referee of the Year - Daniel Elder



David Gardiner Award - Most Improved Level 2 - Robert Dragoljevic



Carlo Barbo Award - Most Improved Level 3 - Drew Faulkner

## WOMEN'S AWARDS



Shirley Brown Player of the Year Award - Marijana Rajcic - Metro United WFC



Women's Premier League Goal Keeper of the Year - Sarah Willacy



Female Player Rising Star - Grace Abby - SA NTC



Women's Reserve Division Player of the Year Award - Chrissy Panagaris - Metro United WFC



Women's Reserve Division Player of the Year - Melanie Comyns - Para Hills Knights



Collegiate League Golden Boot Award - Jordan Doecke - Pembroke Old Scholars



Collegiate League Player of the Year Award - Karin Mitris - Seymour Old Collegians



Division 2 Golden Boot Award - Margarita Fitzharris - Ingle Farm Soccer Club



Division 3 Golden Boot Award - Mariearma Ademosu - Cumberland United WSC



Division 3 Player of the Year Award - Charna Price - Elizabeth Vale Soccer Club



Division 4 Golden Boot & Division 4 Player of the Year Award - Candace Perry - Ingle Farm Soccer Club



Division 5 Player of the Year Award - Donna Coulthard - Tea Tree Gully Soccer Club



**MARCELLINA PLAYER OF THE YEAR**

Marcellina Player of the Year -  
Elvis Kamsoba - Raiders

**Absentees:**

Lynn White - Division 5 Golden  
Boot - Elizabeth Vale SC

Sara Votino - Division 2 Player  
of the Year - Adelaide Jaguars

Natasha Pritchard - Division 1  
Player of the Year - Salisbury Inter

Mick O'Malley Young Referee of  
the Year Award - Daniel Cook

Bob Bush Women's Premier  
League Coach of the Year -  
Jonathan Ruse - FFSA Under  
14/15 Team

PlayStation 4 National Premier  
League South Australia  
Golden Boot Award - Michael  
Matricciani - Campbelltown City

**STATE LEAGUE AWARDS**

Milan Ivanovic Medal - State  
League Golden Boot - Doni  
Pollock - Adelaide United FC



Len Alagich State League  
Reserve Player of the Year -  
Omar Hassan - Adelaide Olympic



Rab Jones State League Under  
18 Player of the Year - Peter  
Capurso - Northern Demons



Les Avory State League Goal  
Keeper of the Year - Matthew  
Pelizzari - Adelaide Olympic



State League Coach of  
the Year - Billy Graves -  
Cumberland United



Bob Telfer Medal - NPL State  
League Player of the Year - Jace  
Cummins - Cumberland United

**PREMIER LEAGUE AWARDS**

John Francis PlayStation 4  
National Premier League SA  
Under 18 Player of the Year  
- Luke Uzzell - West Torrens  
Birkalla



Charlie Caruso PlayStation 4  
National Premier League SA  
Reserve Player of the Year -  
Aladin Irabona - Croydon Kings



Peter Nikolich PlayStation 4  
National Premier League SA  
GoalKeeper of the Year Award  
- Julian Torresan - West Torrens  
Birkalla



John Aloisi Rising Star - Bailey  
Truscott - Para Hills Knights



Martyn Crook PlayStation 4  
National Premier League SA  
Coach of the Year - Steve  
DeGiovanniello - West Torrens  
Birkalla



Sergio Melta Medal -  
PlayStation 4 National Premier  
League South Australia Player  
of the Year - Ryan Kitto - West  
Torrens Birkalla

**PLAYSTATION 4 NATIONAL PREMIER LEAGUE SOUTH AUSTRALIA TEAM OF THE YEAR**

Back Row: Kym Harris  
(Adelaide Blue Eagles),  
Matthew Halliday (Adelaide  
City), Julian Torresan (West  
Torrens Birkalla), Iain Fyfe  
(Campbelltown City).

Front Row: Rocky Visconte  
(Croydon Kings), Ryan Kitto  
(West Torrens Birkalla), Scott  
Nagel (West Torrens Birkalla),  
Ricardo Da Silva (West  
Adelaide).

Absent: Robby Lippett (West  
Adelaide), Nicholas Bucco  
(Adelaide City), Michael  
Matricciani (Campbelltown City)

# Financial Statements

*NB: These are extracts of the Audited Financial Reports.  
The Full Audited Financial reports are available on our website.*


## FOOTBALL FEDERATION SA INCORPORATED

### STATEMENT BY MEMBERS OF THE COMMITTEE


In the opinion of the committee the financial report as set out on pages 1 to 14:

- 1 Presents a true and fair view of the financial position of Football Federation SA Incorporated as at 31 December 2015 and its performance for the year ended on that date in accordance with Australian Accounting Standards - Reduced Disclosure Requirements (including Australian Accounting Interpretations) and the Associations Incorporation Act 1985.
- 2 At the date of this statement, there are reasonable grounds to believe that Football Federation SA Incorporated will be able to pay its debts as and when they fall due.

This statement is made in accordance with a resolution of the committee and is signed for and on behalf of the committee by:



.....  
Committee Member



.....  
Committee Member

Dated this 23 day of March 2016

**STATEMENT OF PROFIT OR LOSS AND OTHER COMPREHENSIVE INCOME FOR THE FOURTEEN MONTHS ENDED 31 DECEMBER 2015**

	Note	Fourteen Months ended 31 December 2015	Year ended 31 October 2014
		\$	\$
<b>REVENUE</b>			
Grant revenue	2	1,925,637	2,299,045
Other revenues	2	3,973,097	3,321,413
Employee benefits expenses		(1,902,308)	(1,544,880)
Goods and Services expenses	3	(2,937,733)	(2,463,052)
Finance Costs		(2,187)	(3,252)
Depreciation and amortisation expenses	8	(239,530)	(125,003)
<b>Current year surplus (deficit) before income tax</b>		<b>816,976</b>	<b>1,484,271</b>
Income tax expense		-	-
<b>Current year surplus (deficit) for the year</b>		<b>816,976</b>	<b>1,484,271</b>
<b>Other comprehensive income</b>		<b>-</b>	<b>-</b>
<b>TOTAL COMPREHENSIVE INCOME FOR THE YEAR</b>		<b>816,976</b>	<b>1,484,271</b>
<b>TOTAL COMPREHENSIVE INCOME ATTRIBUTABLE TO MEMBERS OF THE EQUITY</b>		<b>816,976</b>	<b>1,484,271</b>

**STATEMENT OF CHANGES IN EQUITY FOR THE FOURTEEN MONTHS ENDED 31 DECEMBER 2015**

	Retained Surplus	Capital Replacement Reserve	Total
	\$	\$	\$
Balance at 1 November 2013	1,888,114	-	1,888,114
Net surplus (deficit) for the year	1,484,271	-	1,484,271
Other comprehensive income for the year	-	-	-
<b>TOTAL COMPREHENSIVE INCOME ATTRIBUTABLE TO MEMBERS OF THE EQUITY FOR THE YEAR</b>	<b>1,484,271</b>	<b>-</b>	<b>1,484,271</b>
Movement in Reserve	(20,000)	20,000	-
<b>Balance at 31 October 2014</b>	<b>3,352,385</b>	<b>20,000</b>	<b>3,372,385</b>
<b>Balance at 1 November 2014</b>	<b>3,352,385</b>	<b>20,000</b>	<b>3,372,385</b>
<b>Comprehensive income</b>			
Net surplus (deficit) for the year	816,976	-	816,976
Other comprehensive income for the year	-	-	-
<b>TOTAL COMPREHENSIVE INCOME ATTRIBUTABLE TO MEMBERS OF THE EQUITY FOR THE YEAR</b>	<b>816,976</b>	<b>-</b>	<b>816,976</b>
Movement in Reserve	(40,000)	40,000	-
<b>Balance at 31 December 2015</b>	<b>4,129,361</b>	<b>60,000</b>	<b>4,189,361</b>

**STATEMENT OF FINANCIAL POSITION AS AT 31 DECEMBER 2015**

	Note	31-Dec-15	31-Oct-14
		\$	\$
<b>CURRENT ASSETS</b>			
Cash and Cash Equivalents	4	708,536	1,963,109
Accounts Receivable and Other Debtors	5	348,511	290,736
Inventories on Hand		11,215	5,270
Other Current Assets	6	219,254	198,819
<b>TOTAL CURRENT ASSETS</b>		<b>1,287,516</b>	<b>2,457,934</b>
<b>NON-CURRENT ASSETS</b>			
Property, Plant and equipment	7	4,319,130	3,151,194
<b>TOTAL NON-CURRENT ASSETS</b>		<b>4,319,130</b>	<b>3,151,194</b>
<b>TOTAL ASSETS</b>		<b>5,606,646</b>	<b>5,609,128</b>
<b>CURRENT LIABILITIES</b>			
Accounts Payable and Other Payables	8	741,458	1,780,189
Income in Advance		374,813	174,348
Employee Provisions	9	237,892	203,580
Borrowings	10	17,050	21,330
<b>TOTAL CURRENT LIABILITIES</b>		<b>1,371,213</b>	<b>2,179,447</b>
<b>NON-CURRENT LIABILITIES</b>			
Employee Provisions	9	46,072	36,562
Borrowings	10	-	20,734
<b>TOTAL NON-CURRENT LIABILITIES</b>		<b>46,072</b>	<b>57,296</b>
<b>TOTAL LIABILITIES</b>		<b>1,417,285</b>	<b>2,236,743</b>
<b>NET ASSETS</b>		<b>4,189,361</b>	<b>3,372,385</b>
<b>EQUITY</b>			
Retained Surplus		4,129,361	3,352,385
Capital Replacement Reserve		60,000	20,000
<b>TOTAL EQUITY</b>		<b>4,189,361</b>	<b>3,372,385</b>

**STATEMENT OF CASH FLOWS FOR THE FOURTEEN MONTHS ENDED 31 DECEMBER 2015**

	Note	31-Dec-15	31-Oct-14
		\$	\$
<b>CASH FLOW FROM OPERATING ACTIVITIES</b>			
Cash receipts in the course of operations		5,830,918	5,513,486
Cash payments in the course of operations		(5,660,602)	(3,487,366)
Finance Costs		(2,187)	(3,252)
Interest received		9,776	12,728
<b>Net cash provided by (used in) operating activities</b>		<b>177,905</b>	<b>2,035,596</b>
<b>CASH FLOW FROM INVESTING ACTIVITIES</b>			
Payments for plant and equipment		(1,407,464)	(1,837,744)
Receipts from disposal of plant and equipment		-	-
<b>Net cash used in investing activities</b>		<b>(1,407,464)</b>	<b>(1,837,744)</b>
<b>CASH FLOWS FROM FINANCING ACTIVITIES</b>			
Repayment of Borrowings		(25,014)	(20,063)
<b>Net cash provided by/(used in) financing activities</b>		<b>(25,014)</b>	<b>(20,063)</b>
<b>NET INCREASE (DECREASE) IN CASH HELD</b>		<b>(1,254,573)</b>	<b>177,789</b>
Cash at the beginning of the financial year		1,963,109	1,785,320
<b>CASH AND CASH EQUIVALENTS AT THE END OF THE FINANCIAL YEAR</b>	4	<b>708,536</b>	<b>1,963,109</b>

**NOTES TO THE FINANCIAL STATEMENTS THE FOURTEEN MONTHS ENDED 31 DECEMBER 2015**

<b>NOTE 2 - REVENUE AND OTHER INCOME</b>	Note	31-Dec-15 \$	31-Oct-14 \$
<i>Grant Revenue:</i>			
State & Federal Government Grant Revenue		1,925,637	2,299,045
Total Grant Revenue		1,925,637	2,299,045
<i>Other Revenue:</i>			
Interest		9,776	12,728
Other		3,963,321	3,308,685
Total Other Revenue		3,973,097	3,321,413
<b>TOTAL REVENUE</b>		<b>5,898,734</b>	<b>5,620,458</b>

**NOTE 3 - GOODS AND SERVICES EXPENSES**

Goods and Services expenditure recorded in the Statement of Comprehensive Income comprises:

Audit Fees	11,680	12,500
Bad Debts	265	743
Bank Charges	3,984	3,710
Communication expenses	58,943	62,511
Competition Expenses	676,008	666,484
Development Expenses	394,450	156,704
Facilities Expenses	290,452	252,254
FFA Fees	248,313	241,481
Futsal Expenses	104,746	142,478
Insurance	12,084	6,352
Leasing Expenses	20,230	16,512
Loss on Disposal of Assets	-	-
Occupancy	128,220	91,318
Office Expenses	31,377	35,109
Referee Expenses	312,289	290,528
Sundry Expenses	34,542	26,910
Technical Programs	582,802	435,565
Travel and Accommodation	27,348	21,893
	<b>2,937,733</b>	<b>2,463,052</b>

**NOTE 4 - CASH AND CASH EQUIVALENT ASSETS**

Cash at bank	703,986	1,960,559
Cash on hand	4,550	2,550
15(a)	<b>708,536</b>	<b>1,963,109</b>

The effective interest rate on short-term bank deposits was 1.39% (2014: 1.34%)

Reconciliation of cash

Cash at the end of the financial year as shown in the statement of cash flows is reconciled to items in the statement of financial position as follows:

Cash and cash equivalents	708,536	1,963,109
---------------------------	---------	-----------

**NOTE 5 - ACCOUNTS RECEIVABLE AND OTHER DEBTORS**

Note	31-Dec-15 \$	31-Oct-14 \$
Accounts receivable	356,120	321,531
Sundry Debtors	23,486	300
	379,606	321,831
Less: Provision for Doubtful Debts	31,095	31,095
	<b>348,511</b>	<b>290,736</b>
<b>Past due but not impaired (days overdue)</b>		
<30	165,547	112,966
31-60	38,258	38,544
61-90	14,735	22,213
>90	137,580	147,808
<b>TOTAL</b>	<b>356,120</b>	<b>321,531</b>

**NOTE 6 - OTHER CURRENT ASSETS**

Prepayments	199,667	198,820
Other current assets	19,587	-
<b>TOTAL</b>	<b>219,254</b>	<b>198,820</b>

**NOTE 7 - PROPERTY, PLANT AND EQUIPMENT**

Leasehold Improvements	4,365,975	3,035,177
Less: Accumulated Amortisation	269,641	81,475
	<b>4,096,334</b>	<b>2,953,702</b>
Plant and equipment at cost	392,696	316,031
Less: Accumulated Depreciation	229,758	193,760
	<b>162,938</b>	<b>122,271</b>
Motor Vehicles at cost	91,502	91,502
Less: Accumulated Depreciation	31,644	16,281
	<b>59,858</b>	<b>75,221</b>
<b>TOTAL PROPERTY, PLANT &amp; EQUIPMENT</b>	<b>4,319,130</b>	<b>3,151,194</b>

**Reconciliation**

Reconciliations of the carrying amounts for each class of asset are set out below:

	Leasehold Improvements	Plant & Equipment	Motor Vehicles	Total
Balance at 1 Nov 2014	2,953,702	122,271	75,221	3,151,194
Additions	1,330,799	76,665	-	1,407,464
Disposals at book value	-	-	-	-
Depreciation expense	(188,167)	(35,999)	(15,364)	(239,530)
<b>CARRYING AMOUNT AT 31 DECEMBER 2015</b>	<b>4,096,334</b>	<b>162,937</b>	<b>59,857</b>	<b>4,319,128</b>

**NOTE 8 - ACCOUNTS PAYABLE AND OTHER PAYABLES**
**Current**

Trade Creditors and Accruals	278,001	751,760
Unexpended Grants	315,571	962,583
Bonds	20,912	27,005
Payroll Liabilities	64,299	39,126
GST Payable	62,675	(285)
<b>TOTAL</b>	<b>741,458</b>	<b>1,780,189</b>



<b>NOTE 9 - EMPLOYEE PROVISIONS</b>	Note	31-Dec-15 \$	31-Oct-14 \$
<b>Current</b>			
Provision for Annual Leave		143,677	138,229
Provision for Long service leave		94,215	65,351
		<u>237,892</u>	<u>203,580</u>
<b>Non-current</b>			
Long Service Leave		46,072	36,562
		<u>46,072</u>	<u>36,562</u>

**NOTE 10 - BORROWINGS**

<b>Current</b>			
Hire Purchase loan - Westpac		17,050	21,330
		<u>17,050</u>	<u>21,330</u>
<b>Non-current</b>			
Hire Purchase loan - Westpac		-	20,734
		<u>-</u>	<u>20,734</u>

**NOTE 11 - COMMITMENTS**

<b>Operating Lease Commitments</b>			
Facilities & Office Rent		464,263	557,518
<b>TOTAL OPERATING LEASE COMMITMENTS</b>		<u>464,263</u>	<u>557,518</u>
Operating Lease Commitments are payable:			
- not later than 1 year		70,033	73,183
- later than 1 year but not later than 5 years		394,230	484,335
<b>TOTAL OPERATING LEASE COMMITMENTS</b>		<u>464,263</u>	<u>557,518</u>

*Operating Lease commitments are shown at GST inclusive values.*

**NOTE 12 - KEY MANAGEMENT PERSONNEL**

<b>Key Management Personnel Compensation</b>			
Short Term Benefit		485,789	389,880
Post Employment Benefit		45,391	36,071
<b>TOTAL COMPENSATION</b>		<u>531,180</u>	<u>425,951</u>

**INDEPENDENT AUDITOR'S REPORT TO THE MEMBERS OF FOOTBALL FEDERATION SA INCORPORATED****Report on the Financial Report**

We have audited the accompanying financial report of Football Federation SA Incorporated (the association), which comprises the statement of financial position as at 31 December 2015, the statement of profit or loss and other comprehensive income, statement of changes in equity and statement of cash flows for the year then ended, notes comprising a summary of significant accounting policies and other explanatory information, and the statement by the members of the committee.

**Committee's Responsibility for the Financial Report**

The committee of the association is responsible for the preparation of the financial report that gives a true and fair view in accordance with Australian Accounting Standards - Reduced Disclosure Requirements and the Associations Incorporation Act 1985 and for such internal control as the committee determines is necessary to enable the preparation of the financial report that is free from material misstatement, whether due to fraud or error.

**Auditor's Responsibility**

Our responsibility is to express an opinion on the financial report based on our audit. We conducted our audit in accordance with Australian Auditing Standards. Those standards require that we comply with relevant ethical requirements relating to audit engagements and plan and perform the audit to obtain reasonable assurance whether the financial report is free from material misstatement.

An audit involves performing procedures to obtain audit evidence about the amounts and disclosures in the financial report. The procedures selected depend on the auditor's judgment, including the assessment of the risks of material misstatement of the financial report, whether due to fraud or error. In making those risk assessments, the auditor considers internal control relevant to the association's preparation of the financial report that gives a true and fair view in order to design audit procedures that are appropriate in the circumstances, but not for the purpose of expressing an opinion on the effectiveness of the association's internal control.

An audit also includes evaluating the appropriateness of accounting policies used and the reasonableness of accounting estimates made by the committee as well as evaluating the overall presentation of the financial report.

We believe that the audit evidence we have obtained is sufficient and appropriate to provide a basis for our audit opinion.

**Independence**

In conducting our audit, we have complied with the independence requirements of Australian professional ethical pronouncements.

**Auditor's Opinion**

In our opinion, the financial report of Football Federation SA Incorporated is in accordance with the Associations Incorporation Act 1985 including:

- giving a true and fair view of the association's financial position as at 31 December 2015 and of its performance for the year ended on that date; and
- complying with Australian Accounting Standards - Reduced Disclosure Requirements as described in Note 1 and the Associations Incorporation Act 1985



**Trevor Basso - Partner**  
**Basso Newman & Co**  
**Chartered Accountants**  
**Adelaide**

**Dated this 24th day of March 2016**

Basso Newman & Co  
 ABN 31 980 764 316  
 286 Flinders Street  
 Adelaide, South Australia  
 PO Box 7033 Hutt Street,  
 South Australia 5000  
 Telephone: (08) 8224 0066  
 Facsimile: (08) 8224 0670  
 bnc@bassonewman.com.au  
 www.bassonewman.com.au  
 "Liability limited by a scheme  
 approved under Professional  
 Standards Legislation"

# Statistical Information

## LEAGUE TABLES - NATIONAL PREMIER LEAGUE 2015

### 2015 PlayStation 4 NPL

Pos	Team	P	W	L	D	F	A	GD	Pts
1	West Adelaide	26	14	9	3	52	26	26	51
2	Adelaide Blue Eagles	26	14	8	4	55	28	27	50
3	WT Birkalla	26	15	4	7	57	40	17	49
4	Croydon Kings	26	14	6	6	49	38	11	48
5	Adelaide City	26	14	4	8	69	39	30	46
6	Campbelltown City	26	13	7	6	44	36	8	46
7	MetroStars	26	11	6	9	44	37	7	39
8	Adelaide Comets	26	11	1	14	34	49	-15	34
9	South Adelaide	26	8	6	12	42	56	-14	30
10	Raiders	26	8	3	15	43	45	-2	27
11	Pirates	26	7	6	13	39	60	-21	27
12	Modbury Jets	26	7	6	13	29	55	-26	27
13	White City *	26	2	11	13	26	48	-22	14
14	Para Hills Knights	26	3	5	18	30	56	-26	14

\*White City FC were deducted three (3) competition points by the Disciplinary Committee for breaches of the National Disciplinary Regulations

### 2015 State League

Pos	Team	P	W	L	D	F	A	GD	Pts
1	Adelaide United FC	30	21	3	6	112	33	79	66
2	Adelaide Olympic	30	21	3	6	59	35	24	66
3	Cumberland United	30	20	5	5	92	40	52	65
4	Cove FC	30	18	6	6	84	48	36	60
5	Western Strikers	30	17	4	9	67	40	27	55
6	Adelaide Hills	30	14	8	8	73	59	14	50
7	Playford	30	15	4	11	82	50	32	49
8	Adelaide Victory*	30	16	4	10	70	58	12	46
9	Sturt Lions	30	12	8	10	62	46	16	44
10	Salisbury United	30	12	7	11	55	46	9	43
11	Adelaide Cobras	30	10	4	16	61	77	-16	34
12	Seaford Rangers	30	10	2	18	52	90	-38	32
13	Noarlunga United	30	8	4	18	40	66	-26	28
14	Northern Demons	30	8	4	18	38	69	-31	28
15	Eastern United	30	4	1	25	31	106	-75	13
16	Gawler	30	0	1	29	27	142	-115	1

\*Adelaide Victory were deducted nine (6) competition points by the Disciplinary Committee for breaches of the National Disciplinary Regulations

### 2015 PlayStation 4 NPL reserves

Pos	Team	P	W	L	D	F	A	GD	Pts
1	Croydon Kings	26	19	2	5	97	49	48	59
2	Adelaide City	26	16	5	5	79	45	34	53
3	Campbelltown City	26	14	8	4	49	26	23	50
4	MetroStars	26	15	3	8	66	42	24	48
5	Adelaide Blue Eagles	26	15	3	8	59	39	20	48
6	Adelaide Comets	26	14	6	6	57	38	19	48
7	Raiders	25	10	5	10	45	43	2	35
8	South Adelaide	26	9	4	13	47	61	-14	31
9	WT Birkalla	25	7	7	11	51	60	-9	28
10	Para Hills Knights	26	8	2	16	47	64	-17	26
11	Pirates	26	8	2	16	44	70	-26	26
12	West Adelaide	25	8	0	17	36	67	-31	24
13	Modbury Jets	25	6	3	16	43	73	-30	21
14	White City	26	5	2	19	31	74	-43	17
15	Eastern United	30	4	1	25	31	106	-75	13
16	Gawler	30	0	1	29	27	142	-115	1

### 2015 State League Reserves

Pos	Team	P	W	L	D	F	A	GD	Pts
1	Adelaide United FC	30	27	3	0	128	20	108	84
2	Adelaide Olympic	30	22	4	4	122	49	73	70
3	Sturt Lions	30	21	1	8	77	46	31	64
4	Northern Demons	30	17	6	7	82	49	33	57
5	Cumberland United	29	18	1	10	85	42	43	55
6	Cove FC	30	16	5	9	76	49	27	53
7	Western Strikers	30	16	5	9	72	63	9	53
8	Salisbury United	30	14	4	12	56	51	5	46
9	Noarlunga United	29	13	3	13	38	43	-5	42
10	Playford	30	11	2	17	60	71	-11	35
11	Seaford Rangers	30	9	5	16	59	81	-22	32
12	Adelaide Victory	30	8	7	15	49	66	-17	31
13	Eastern United	30	6	2	22	35	93	-58	20
14	Gawler	30	5	3	22	31	131	-100	18
15	Adelaide Cobras	30	4	2	24	35	81	-46	14
16	Adelaide Hills	30	3	5	22	31	101	-70	14

### 2015 PlayStation 4 NPL Under 18's

Pos	Team	P	W	L	D	F	A	GD	Pts
1	Pirates	26	18	2	6	67	36	31	56
2	Adelaide City	26	14	7	5	59	34	25	49
3	Croydon Kings	26	13	7	6	78	45	33	46
4	Campbelltown City	26	14	3	9	59	43	16	45
5	Modbury Jets	26	13	6	7	56	46	10	45
6	WT Birkalla	26	13	3	10	69	48	21	42
7	MetroStars	26	12	6	8	44	36	8	42
8	Adelaide Blue Eagles	26	10	7	9	47	43	4	37
9	Raiders	26	10	5	11	57	47	10	35
10	Adelaide Comets	26	8	3	15	52	68	-16	27
11	West Adelaide	26	7	6	13	52	78	-26	27
12	South Adelaide	26	5	7	14	39	75	-36	22
13	Para Hills Knights	26	7	1	18	45	90	-45	22
14	White City	26	3	7	16	35	70	-35	16

### 2015 State League Under 18's

Pos	Team	P	W	L	D	F	A	GD	Pts
1	SA NTC	30	26	0	4	148	35	113	78
2	Playford	30	25	2	3	120	44	76	77
3	Adelaide Olympic	30	19	5	6	128	51	77	62
4	Cumberland United	29	20	2	7	97	41	56	62
5	Western Strikers	30	19	3	8	92	38	54	60
6	Adelaide Cobras	30	15	3	12	62	66	-4	48
7	Noarlunga United	28	14	3	11	93	67	26	45
8	Salisbury United	30	11	7	12	63	55	8	40
9	Cove FC	30	11	4	15	52	74	-22	37
10	Northern Demons	29	11	3	15	63	75	-12	36
11	Adelaide Victory	30	10	3	17	53	82	-29	33
12	Eastern United	30	10	2	18	45	96	-51	32
13	Seaford Rangers	30	9	4	17	62	82	-20	31
14	Adelaide Hills	30	5	6	19	53	100	-47	21
15	Gawler	30	2	6	22	43	164	-121	12
16	Sturt Lions	30	2	5	23	43	147	-104	11

## HIGHEST GOAL SCORERS 2015



## PS4 NPL SA

First Name	Family Name	Club Name	Goals
Michael	Matricciani	Campbelltown City Soccer Club	22
Thomas	Briscoe	West Adelaide Soccer Club	20
Kym	Harris	Adelaide Blue Eagles	19
Nicholas	Bucco	Adelaide City FC	15
Ryan	Kitto	WT Birkalla FC	15
Elvis	Kamsoba	Raiders FC	15
Anthony	Costa	Adelaide City FC	14
Paul	Radice	WT Birkalla FC	14
Joel	Allwright	Adelaide City FC	13
Jean-Claude	Boyokino	Adelaide Blue Eagles	13
Rocco	Visconte	Croydon Kings Football Club	13

## Reserves - PS4 NPL SA

First Name	Family Name	Club Name	Goals
Aladin	Irabona	Croydon Kings Football Club	30
Joshua	Farrell	Croydon Kings Football Club	18
Daniel	Filosi	Adelaide City FC	15
Sam	Shoemark	WT Birkalla FC	15
Mohammed	Sumaoro	Croydon Kings Football Club	15
Vincenzo	Talladira	Adelaide City FC	14
Franco	Russo	Campbelltown City Soccer Club	13
Steven	Savino	North Eastern Metrostars Soccer Club	13
Antoni	Panagoulis	Adelaide Blue Eagles	12
Blaze	Esposito	Raiders FC	11
James	Budd	Raiders FC	10

## U18 - PS4 NPL SA

First Name	Family Name	Club Name	Goals
Luke	Uzzell	WT Birkalla FC	29
Dominic	Yuel	Campbelltown City Soccer Club	19
Ninko	Beric	White City Woodville	16
Mohamed	Dahn	Croydon Kings Football Club	15
Joshua	Farrell	Croydon Kings Football Club	14
Connor	McLaughlin	Para Hills FC	14
Kieren	Sullivan	Modbury Jets	14
John	Kananga	WT Birkalla FC	14
Luke	Whittaker	North Eastern Metrostars Soccer Club	12
Anthony	Bellini	Adelaide Comets	12
Nicholas	Bernardi	Adelaide Blue Eagles	12

## State League

First Name	Family Name	Club Name	Goals
Doni	Pollock	Adelaide United - NPL	36
Fausto	Erba	Adelaide Olympic FC	33
Matthew	Gaston	Playford City Soccer & Community Club	26
Oliver	Grant	Cove FC	22
Adrian	D'Alfonso	Western Strikers	21
Dylan	Smith	Adelaide United - NPL	21
Shomari	Sabatho	Playford City Soccer & Community Club	21
Jace	Cummins	Cumberland United Football Club	21
Charlie	Bowman	Adelaide Hills Hawks	19
Thomas	Parks	Cumberland United Football Club	16
Andrew	Kaine	Adelaide Victory FC	16

## State League Reserve Grade

First Name	Family Name	Club Name	Goals
Omar	Hassan	Adelaide Olympic FC	33
Nicholas	Polli	Adelaide United - NPL	27
Michael	Gravas	Adelaide United - NPL	20
Callum	Hutchins	Sturt Lions	18
Daniel	Evers	Seaford Rangers FC	18
Jaylan	Capurso	Northern Demons	16
Ayoub	Hassine	Adelaide Olympic FC	15
Ben	Merrett	Salisbury United Soccer Club Inc	14
Anthony	Karastamatis	Adelaide Olympic FC	14
Blake	Carpenter	Adelaide United - NPL	13
Douglas	Wade	Cove FC	13

## State League Under 18 Grade

First Name	Family Name	Club Name	Goals
James	Tzokas	Adelaide Olympic FC	36
Isaac	Burnett	SA NTC	34
Artiom	Evans	Noarlunga United	28
Jacob	Lavery	Western Strikers	27
Daniel	Lauszus	Playford City Soccer & Community Club	26
Isaac	Robertson	Playford City Soccer & Community Club	23
Mark	Kekez	Adelaide Olympic FC	23
Adam	Martinello	SA NTC	21
Pedro	Rezende	Adelaide Olympic FC	21
Nathan	Lucas	Seaford Rangers FC	20
Ryan	Wood	SA NTC	19

**NPL FINAL SERIES****NPL Premier League - Final Series**

Qualifying Final	Adelaide Blue Eagles	1 v 1	West Adelaide
Elimination Final	Croydon Kings	1 (1) 1 v 1 (1) 3	Adelaide City
Elimination Final	WT Birkalla	0 (0) 5 v 0 (0) 4	Campbelltown City
Elimination Final	WT Birkalla	1 v 0	Adelaide City
Qualifying Final	West Adelaide	1 v 4	Adelaide Blue Eagles
Preliminary Final	West Adelaide	5 v 2	WT Birkalla
Grand Final	Adelaide Blue Eagles	2 v 4	West Adelaide

**NPL Premier League Reserves - Final Series**

Elimination Final	Campbelltown City	0 v 2	Adelaide Comets
Qualifying Final	Croydon Kings	0 v 0	Adelaide City
Elimination Final	MetroStars	0 v 1	Adelaide Blue Eagles
Qualifying Final	Adelaide City	1 v 2	Croydon Kings
Elimination Final	Adelaide Blue Eagles	0 v 3	Adelaide Comets
Preliminary Final	Adelaide City	2 (2) v 2 (3)	Adelaide Comets
Grand Final	Croydon Kings	3 v 2	Adelaide Comets

**NPL Premier League U18 - Final Series**

Qualifying Final	Pirates	1 v 0	Adelaide City
Elimination Final	Croydon Kings	1 (1) 5 v 1 (1) 6	WT Birkalla
Elimination Final	Campbelltown City	0 v 3	Modbury Jets
Elimination Final	WT Birkalla	2 v 0	Modbury Jets
Qualifying Final	Adelaide City	2 v 3	Pirates
Preliminary Final	Adelaide City	1 v 0	WT Birkalla
Grand Final	Pirates	3 v 1	Adelaide City

**WESTFIELD FFA CUP SCORES****Seniors - Round 1**

4/04/2015	Campbelltown City	2 (2)	West Adelaide	2 (3)
4/04/2015	Adelaide City	4	Western Strikers	0
4/04/2015	Apollo SC	0	Cumberland United	1
4/04/2015	Eastern United	1 (2) P3	Modbury Jets	1 (2) P4
4/04/2015	Barmera United	1	Unley Old Scholars	2
4/04/2015	MetroStars	13	International SC	0
4/04/2015	Pirates	5	Adelaide Blue Eagles	3
4/04/2015	Cove FC	1	Croydon Kings	4
4/04/2015	Playford	1	Sturt Lions	3
4/04/2015	Adelaide Cobras	0	Adelaide Victory	1
4/04/2015	White City	1	WT Birkalla	0
4/04/2015	Adelaide Olympic	1	Adelaide Comets	4

**Reserves - Round 1**

4/04/2015	Campbelltown City	2 (6)	West Adelaide	2 (2)
4/04/2015	Adelaide City	5	Western Strikers	1
4/04/2015	Eastern United	1	Modbury Jets	5
4/04/2015	Pirates	1	Adelaide Blue Eagles	3
4/04/2015	Cove FC	0	Croydon Kings	4
4/04/2015	Playford	1	Sturt Lions	4
4/04/2015	Adelaide Cobras	0	Adelaide Victory	1
4/04/2015	White City	1 (1)	WT Birkalla	1 (3)
4/04/2015	Adelaide Olympic	1	Adelaide Comets	2

**U18s - Round 1**

4/04/2015	Campbelltown City	1	West Adelaide	2
4/04/2015	Adelaide City	7	Western Strikers	1
4/04/2015	Eastern United	0	Modbury Jets	3
4/04/2015	Pirates	3	Adelaide Blue Eagles	1
4/04/2015	Cove FC	0	Croydon Kings	5
4/04/2015	Playford	5	Sturt Lions	1
4/04/2015	Adelaide Cobras	5	Adelaide Victory	0
4/04/2015	White City	1	WT Birkalla	4
4/04/2015	Adelaide Olympic	4	Adelaide Comets	5

**Seniors - Round 2**

24/04/2015	Para Hills Knights	2 (2) (7)	Modbury Jets	2 (2) (6)
24/04/2015	White City	2 (4)	Salisbury United	2 (2)
25/04/2015	MetroStars	3	South Adelaide	1
25/04/2015	Croydon Kings	18	Apollo SC	0
25/04/2015	Adelaide City	4	West Adelaide	0
25/04/2015	Adelaide Victory	1 (1)	Sturt Lions	1(4)
26/04/2015	Pirates	1 (2)	Raiders	1 (1)
25/04/2015	Unley Old Scholars	0	Adelaide Comets	11

**Reserves - Round 2**

25/04/2015	Para Hills Knights	1	Modbury Jets	0
25/04/2015	MetroStars	2	South Adelaide	3
25/04/2015	Croydon Kings	3 (3)	Cumberland United	3 (5)
25/04/2015	WT Birkalla	2 (2) (6)	Salisbury United	2 (2) (7)
25/04/2015	Adelaide City	0	Campbelltown	4
25/04/2015	Adelaide Victory	1	Sturt Lions	2
26/04/2015	Adelaide Blue Eagles	3	Raiders	0



**U18s - Round 2**

25/04/2015	Para Hills Knights	2	Modbury Jets	1
25/04/2015	MetroStars	4	South Adelaide	1
25/04/2015	Croydon Kings	1	Cumberland United	2
25/04/2015	WT Birkalla	3	Salisbury United	0
25/04/2015	Adelaide City	3	West Adelaide	1
26/04/2015	Pirates	2	Raiders	1
25/04/2015	Playford	3	Adelaide Cobras	2

**Seniors - Round 3**

9/05/2015	White City	1	MetroStars	0
9/05/2015	Croydon Kings	6	Adelaide Comets	1
9/05/2015	Adelaide City	1 (3)	Para Hills Knights	1 (1)
13/05/2015	Sturt Lions	2	Pirates	3

**Reserves - Round 3**

6/05/2015	Campbelltown	0	Para Hills Knights	2
13/05/2015	Cumberland United	1	Comets	2
13/05/2015	Salisbury United	1	South Adelaide	2
12/05/2015	Sturt Lions	2	Adelaide Blue Eagles	1

**U18s - Round 3**

9/05/2015	WT Birkalla	0	MetroStars	2
9/05/2015	Adelaide City	11	Para Hills Knights	0
13/05/2015	Cumberland United	1 (3)	Comets	1 ((2)
12/05/2015	Playford	5	Pirates	1

**Seniors - Semi Finals**

26/05/2015	Pirates	1	Adelaide City	4
27/05/2015	White City	2 (2) (2)	Croydon Kings	2 (2) (4)

**Reserves - Round 4**

20/05/2015	Sturt Lions	1 (1) (3)	Para Hills Knights	1 (1) (4)
20/05/2015	South Adelaide	1 (2)	Comets	1 (1)

**U18s - Round 4**

20/05/2015	MetroStars	2	Cumberland Utd	0
20/05/2015	Playford	2	Adelaide City	4

**Seniors - Grand Final**

28/06/2015	Adelaide City	0	Croydon Kings	2
------------	---------------	---	---------------	---

**Reserves - Grand Final**

28/06/2015	Para Hills Knights	3	South Adelaide	2
------------	--------------------	---	----------------	---

**U18s - Grand Final**

28/06/2015	Adelaide City	1	MetroStars	2
------------	---------------	---	------------	---

**WESTFIELD FFA CUP SENIORS**

<b>ROUND 1 - Saturday 4th April 2015</b>	Campbelltown City	2v2	EFT 2-3	West Adelaide	Steve Woodcock Sports Centre
	Adelaide City	4v0		Western Strikers	Adelaide City Park
	Apollo SC	0v1		Cumberland United	Apollo
	Eastern United	1v1	EFT 2-2 3-4 penalties	Modbury Jets	Athelstone Recreation Reserve
	Barmera United SC	1v2		Unley Old Scholars	Barmera P1
	MetroStars	13v0		International SC	TK Shutter Reserve
	Pirates	5v3		Adelaide Blue Eagles	Pirate Park
	Cove FC	1v4		Croydon Kings	Cove Sports and Community Centre
	Playford	1v3		Sturt Lions	Ramsay Park
	Adelaide Cobras	0v1		Adelaide Victory	Adelaide Airport Stadium
<b>ROUND 2 - Friday 24th April 2015</b>	White City	1v0		WT Birkalla	Frank Mitchell Park
	Adelaide Olympic	1v4		Adelaide Comets	Elite Systems Football Centre
	Para Hills Knights	2v2	EFT 2-2 7-6 penalties	Modbury Jets	The Paddocks
	White City	2v2	EFT 4-2	Salisbury United	Frank Mitchell Park
<b>Saturday 25th April 2015</b>	MetroStars	3v1		South Adelaide	TK Shutter Reserve
	Croydon Kings	18v0		Apollo SC	Polonia Reserve
	Adelaide City	4v0		West Adelaide	Adelaide City Park
	Adelaide Victory	1v1	EFT 1-4	Sturt Lions	Rushworth Reserve
	Unley Old Scholars	0v11		Adelaide Comets	Adelaide Shores Football Centre
<b>Sunday 26th April 2015</b>	Pirates	1v1	EFT 2-1	Raiders	Pirate Park
<b>ROUND 3 - Saturday 9th May 2015</b>	White City	1v0		MetroStars	Frank Mitchell Park
	Croydon Kings	6v1		Adelaide Comets	Polonia Reserve
	Adelaide City	1v1	EFT 3-1	Para Hills Knights	Adelaide City Park
	Sturt Lions	2v3		Pirates	Adelaide Shores Football Centre
<b>Wednesday 13th May 2015</b>					
<b>SEMI FINALS - Tuesday 26th May 2015</b>	Pirates	1v4		Adelaide City	Adelaide Shores Football Centre
	White City	2v2	EFT 2-2 2-4 penalties	Croydon Kings	Elite Systems Football Centre
<b>Wednesday 27th May 2015</b>					
<b>GRAND FINAL - Sunday 28th June 2015</b>					
	Adelaide City	0v2		Croydon Kings	Elite Systems Football Centre

## 2015 GIRLS &amp; WOMEN'S TABLES

## Women's Premier League

Pos	Team	P	W	L	D	F	A	GD	Pts
1	Metro United WFC	16	14	1	1	95	17	78	43
2	Adelaide City	16	13	2	1	46	13	33	40
3	West Adelaide	16	10	5	1	48	22	26	31
4	Fulham United	16	7	6	3	35	38	-3	24
5	Adelaide University	16	7	6	3	51	57	-6	24
6	Para Hills Knights	16	6	7	3	30	33	-3	21
7	Sturt Marion	16	5	8	3	38	37	1	18
8	Cumberland United	16	1	14	1	16	47	-31	4
9	FFSA U14/15 Girls	16	1	15	0	11	106	-95	3

## Women's Reserve League

Pos	Team	P	W	L	D	F	A	GD	Pts
1	Metro United WFC	16	15	0	1	93	15	78	46
2	Adelaide City	16	13	3	0	67	17	50	39
3	Para Hills Knights	16	9	5	2	52	33	19	29
4	Adelaide University	16	9	7	0	49	43	6	27
5	West Adelaide	15	7	7	1	37	38	-1	22
6	Sturt Marion	14	5	8	1	18	36	-18	16
7	Cumberland United	14	5	8	1	24	46	-22	16
8	FFSA U14/15	15	2	13	0	15	78	-63	6
9	Fulham United	14	0	14	0	12	61	-49	0

## Women's Division 1

Pos	Team	P	W	L	D	F	A	GD	Pts
1	Stirling Districts	16	14	2	0	81	10	71	42
2	Salisbury Inter	16	13	1	2	72	11	61	41
3	South Adelaide	16	12	3	1	57	19	38	37
4	Adelaide University	16	8	6	2	35	27	8	26
5	Metro United WFC	16	8	7	1	34	38	-4	25
6	Para Hills United	16	4	10	2	19	49	-30	14
7	Gawler	16	3	12	1	28	77	-49	10
8	Adelaide Comets	16	3	12	1	18	73	-55	10
9	Seaford Rangers	16	2	14	0	7	47	-40	6

## Women's Division 2

Pos	Team	P	W	L	D	F	A	GD	Pts
1	Adelaide Jaguars	18	13	3	2	59	20	39	41
2	E.E.FC	18	12	2	4	44	22	22	40
3	Raiders	18	12	3	3	64	16	48	39
4	Ingle Farm	18	11	4	3	53	20	33	36
5	Salisbury Inter	18	9	7	2	42	29	13	29
6	Para Hills East	18	9	7	2	26	20	6	29
7	Flinders Flames	18	8	8	2	47	33	14	26
8	Elizabeth Vale	18	3	13	2	20	53	-33	11
9	Adelaide City	18	2	15	1	18	62	-44	7

## Women's Division 3

Pos	Team	P	W	L	D	F	A	GD	Pts
1	Cumberland United	10	9	0	1	37	1	36	28
2	South Adelaide	10	7	2	1	38	17	21	22
3	Stirling Districts	10	7	2	1	30	14	16	22
4	Adelaide University	10	5	4	1	14	15	-1	16
5	Para Hills United	10	5	4	1	23	33	-10	16
6	Elizabeth Vale	10	4	4	2	20	20	0	14
7	Torrens Valley	10	4	4	2	15	19	-4	14
8	Eastern United	10	3	5	2	17	21	-4	11
9	Salisbury Inter	10	1	7	2	7	19	-12	5
10	Hahndorf	10	1	7	2	7	26	-19	5
11	Flinders Flames	10	1	8	1	10	33	-23	4

\* Division 3 was split in to an A and B division after 1 full round of games

\*\* All points and league table stats carried in to second round for A division teams

## Women's Division 3A

Pos	Team	P	W	L	D	F	A	GD	Pts
1	Cumberland United	14	13	0	1	51	3	48	40
2	South Adelaide	14	10	3	1	56	25	31	31
3	Stirling Districts	14	8	5	1	34	26	8	25
4	Adelaide University	14	6	6	2	19	23	-4	20
5	Para Hills United	14	5	7	2	25	46	-21	17

## Women's Division 3B

Pos	Team	P	W	L	D	F	A	GD	Pts
1	Eastern United	5	5	0	0	13	3	10	15
2	Torrens Valley	5	2	1	2	4	3	1	8
3	Hahndorf	5	2	3	0	6	12	-6	6
4	Elizabeth Vale	5	1	2	2	4	4	0	5
5	Salisbury Inter	5	1	3	1	4	5	-1	4
6	Flinders Flames	5	1	3	1	2	6	-4	4

## Women's Division 4

Pos	Team	P	W	L	D	F	A	GD	Pts
1	Metro United WFC	18	15	3	0	63	29	34	45
2	Ingle Farm	18	13	4	1	68	19	49	40
3	UniSA	18	11	6	1	45	28	17	34
4	Elizabeth Downs	17	9	5	3	44	30	14	30
5	Modbury Vista	18	9	8	1	33	38	-5	28
6	Adelaide Jaguars	18	8	7	3	50	35	15	27
7	Adelaide University	17	6	9	2	25	40	-15	20
8	Flinders Flames	18	6	11	1	32	53	-21	19
9	Salisbury Inter	18	3	13	2	20	43	-23	11
10	Brahma Lodge	18	2	16	0	14	79	-65	6

## Women's Division 5

Pos	Team	P	W	L	D	F	A	GD	Pts
1	Angle Vale	18	16	2	0	97	15	82	48
2	Elizabeth Vale	18	15	2	1	102	24	78	46
3	Tea Tree Gully	18	11	4	3	60	20	40	36
4	Para Hills East	18	11	5	2	48	32	16	35
5	Adelaide University	18	7	7	4	32	47	-15	25
6	Para Hills United	18	6	10	2	31	62	-31	20
7	Vipers	18	6	11	1	34	48	-14	19
8	Flinders Flames	18	4	12	2	28	64	-36	14
9	Salisbury Inter	18	4	14	0	14	60	-46	12

## 2015 GIRLS &amp; WOMEN'S TABLES

## Women's Collegiate League

Pos	Team	P	W	L	D	F	A	GD	Pts
1	Mercedes Old Collegians	10	10	0	0	75	5	70	30
2	St Peters Girls	10	8	1	1	63	6	57	25
3	Westminster Old Scholars	10	6	1	3	24	17	7	21
4	Old Ignatians	10	6	2	2	37	11	26	20
5	Seymour Blue	10	6	2	2	47	24	23	20
6	Pembroke Old Scholars	10	3	5	2	21	37	-16	11
7	Mercedes Green	10	3	6	1	25	29	-4	10
8	Pembroke Queens	10	3	6	1	25	56	-31	10
9	Mount Barker United	10	3	7	0	19	69	-50	9
10	Seymour Pink	10	1	9	0	17	49	-32	3

\* Collegiate League was split in to an A and B division after 1 full round of games

\*\* All points and league table stats carried in to second round for A division teams

## Women's Collegiate League A

Pos	Team	P	W	L	D	F	A	GD	Pts
1	Mercedes Old Collegians	14	14	0	0	90	6	84	42
2	St Peters Girls	14	10	3	1	67	14	53	31
3	Old Ignatians	14	8	4	2	46	19	27	26
4	Seymour Blue	14	8	4	2	53	28	25	26
5	Westminster Old Scholars	14	6	5	3	27	33	-6	21

## Women's Collegiate League B

Pos	Team	P	W	L	D	F	A	GD	Pts
1	Pembroke Old Scholars	5	4	0	1	20	7	13	13
2	Pembroke Queens	5	4	1	0	28	9	19	12
3	Mercedes Green	5	2	1	2	12	13	-1	8
4	Sacred Heart Old Collegians	5	2	3	0	9	12	-3	6
5	Mount Barker United	5	1	4	0	10	31	-21	3
6	Seymour Pink	5	0	4	1	4	11	-7	1

## Under 17 Girls Red

Pos	Team	P	W	L	D	F	A	GD	Pts
1	Adelaide Blue Eagles	17	14	0	3	59	10	49	45
2	Metro United WFC	18	12	4	2	36	26	10	38
3	Cumberland United	18	8	9	1	35	41	-6	25
4	Para Hills Knights	18	7	8	3	42	28	14	24
5	Adelaide Comets	18	6	8	4	38	36	2	22
6	Adelaide University Red	17	7	9	1	32	40	-8	22
7	Stirling Districts	16	0	16	0	7	68	-61	0

## Under 17 Girls Blue

Pos	Team	P	W	L	D	F	A	GD	Pts
1	South Adelaide	18	16	1	1	73	9	64	49
2	Adelaide City	18	13	2	3	86	20	66	42
3	Fulham United	18	12	4	2	59	31	28	38
4	Sturt Marion	18	7	11	0	50	59	-9	21
5	Adelaide University Blue	18	5	11	2	33	57	-24	17
6	Gawler	18	3	14	1	17	70	-53	10
7	Adelaide Jaguars	18	2	15	1	17	89	-72	7

## Under 15 Girls Red

Pos	Team	P	W	L	D	F	A	GD	Pts
1	Campbelltown City Red	17	15	1	1	75	11	64	46
2	Fulham United Red	17	10	4	3	32	22	10	33
3	Para Hills Knights	17	8	5	4	50	33	17	28
4	Adelaide City Black	18	8	7	3	25	32	-7	27
5	Cumberland United Red	17	7	7	3	38	32	6	24
6	Adelaide University Red	17	7	8	2	25	33	-8	23
7	Metro United WFC	18	7	9	2	29	40	-11	23
8	Adelaide Comets	17	7	9	1	26	27	-1	22
9	South Adelaide	18	6	10	2	30	55	-25	20
10	Adelaide Jaguars	18	1	16	1	7	52	-45	4

## Under 15 Girls Blue

Pos	Team	P	W	L	D	F	A	GD	Pts
1	Gawler	16	13	2	1	66	14	52	40
2	Campbelltown City White	16	12	1	3	66	10	56	39
3	Munno Para	16	11	1	4	44	11	33	37
4	Para Hills East	16	8	8	0	33	36	-3	24
5	Adelaide University Blue	16	6	9	1	36	29	7	19
6	Cumberland United Blue	15	4	7	4	17	39	-22	16
7	Fulham United Blue	16	4	9	3	27	43	-16	15
8	Para Hills United	15	3	11	1	20	71	-51	10
9	Salisbury Inter	16	1	14	1	16	72	-56	4

## Under 13 Girls Red

Pos	Team	P	W	L	D	F	A	GD	Pts
1	Adelaide City Black	20	20	0	0	92	8	84	60
2	Cumberland United	21	15	4	2	73	27	46	47
3	Adelaide Comets Red	21	13	7	1	64	31	33	40
4	Fulham United	20	12	7	1	73	31	42	37
5	South Adelaide	21	9	9	3	36	28	8	30
6	Adelaide Jaguars	21	6	13	2	26	67	-41	20
7	Campbelltown City	21	1	18	2	11	98	-87	5
8	Para Hills East	21	1	19	1	11	96	-85	4

## Under 13 Girls Blue

Pos	Team	P	W	L	D	F	A	GD	Pts
1	Metro United WFC	18	15	0	3	87	9	78	48
2	Adelaide City White	18	14	1	3	84	10	74	45
3	Adelaide Comets Blue	18	8	8	2	36	30	6	26
4	West Adelaide	18	7	9	2	38	46	-8	23
5	Adelaide University	18	7	9	2	34	63	-29	23
6	Modbury Vista	17	3	10	4	27	43	-16	13
7	Sturt Marion	17	0	17	0	1	106	-105	0

**2015 Girls & Women's League Winners & Runners Up**

Award	Winner	Club
Women's Premier League	Metro United WFC	Adelaide City WFC
Women's Reserve League	Metro United WFC	Adelaide City WFC
Women's Division 1	Stirling Districts	Salisbury Inter
Women's Division 2	Adelaide Jaguars	E.E.FC
Women's Division 3	Cumberland United	South Adelaide
Women's Division 4	Metro United WFC	Ingle Farm
Women's Division 5	Angle Vale	Elizabeth Vale
Women's Collegiate League	Mercedes Old Collegians	St Peters
Under 17 Girls Red	Adelaide Blue Eagles	Metro United WFC
Under 17 Girls Blue	South Adelaide	Adelaide City WFC
Under 15 Girls Red	Campbelltown City	Fulham United
Under 15 Girls Blue	Gawler	Campbelltown City
Under 13 Girls Red	Adelaide City WFC	Cumberland United
Under 13 Girls Blue	Metro United WFC	Adelaide City WFC

**2015 Girls & Women's Cup Winners & Runners Up**

Award	Winner	Club
Women's Premier Cup	Metro United WFC	Adelaide City WFC
Women's Division 1/2/3 Cup	Stirling Districts	Salisbury Inter
Women's Division 4/5/CWL Cup	Seymour Old Collegians	St Peters Girls
Under 17 Girls Cup	Adelaide Blue Eagles	Adelaide Comets
Under 15 Girls Cup	Campbelltown City	Adelaide University
Under 13 Girls Cup	Adelaide City WFC	Fulham United

**2015 Girls & Women's Individual Award Winners**

Women's Premier League Highest Goal Scorer	Marijana Rajcic	Metro United WFC
Women's Reserve League Highest Goal Scorer	Chrissy Panagaris	Metro United WFC
Division 1 Highest Goal Scorer	Natasha Pritchard	Salisbury Inter
Division 2 Highest Goal Scorer	Margarita Fitzharris	Ingle Farm
Division 3 Highest Goal Scorer	Mariearma Ademosu	Cumberland United Womens Soccer Club
Division 4 Highest Goal Scorer	Candace Perry	Ingle Farm
Division 5 Highest Goal Scorer	Lynn White	Elizabeth Vale
Collegiate League Highest Goal Scorer	Jordan Doecke	Pembroke Old Scholars Women
Shirley Brown Premier League Player of the Year Award	Marijana Rajcic	Metro United WFC
Women's Reserve League Referees Choice Award	Melanie Comyns	Para Hills Knights
Division 1 Referee's Choice Award	Natasha Pritchard	Salisbury Inter
Division 2 Referee's Choice Award	Sara Votino	Adelaide Jaguars
Division 3 Referee's Choice Award	Charn Price	Elizabeth Vale
Division 4 Referee's Choice Award	Candace Perr	Ingle Farm
Division 5 Referee's Choice Award	Donna Coulthard	Tea Tree Gully
Collegiate League Referee's Choice Award	Karin Mitris	Seymour Old Collegians
Bob Bush Premier League Coach of the Year Award	Jonathan Ruse	FFSA Girls
Women's Premier League Goal Keeper of the Year	Sarah Willacy	Adelaide City WFC
Women's Rising Star	Grace Abbey	SA NTC





**2015 JUNIOR PREMIER AND STATE LEAGUE WINNERS****2015 Junior Premier League**

Team	Winner	Runner-Up
Under 12 Blue JPL	Para Hills Knights	Croydon
Under 12 Red JPL	WT Birkalla	South Adelaide
Under 12 Yellow JPL	White City	Metrostars
Under 13A JPL	Metrostars	Modbury Jets
Under 13B JPL	Para Hills Knights	WT Birkalla
Under 13C JPL	Salisbury United	Noarlunga United
Under 14A JPL	Adelaide City	Skilleeroos Boys
Under 14B JPL	Campbelltown City	Pirates
Under 14C JPL	Salisbury United	Northern Demons
Under 15A JPL	Adelaide City	West Adelaide
Under 15B JPL	Adelaide Blue Eagles	Metrostars
Under 15C JPL	Modbury Jets	Northern Demons
Under 16A JPL	Adelaide City	WT Birkalla
Under 16B JPL	Noarlunga United	South Adelaide
Under 17A JPL	Metrostars	Cumberland United
Under 17B JPL	Croydon	Modbury Jets

**2015 Junior State League**

Team	Winner	Runner-Up
Under 12 Blue JSL	Cumberland United Gold	WT Birkalla
Under 12 Red JSL	Metrostars	Modbury Vista
Under 12 Yellow JSL	Adelaide City Grey	Croydon Kings
Under 13 Blue JSL	Fulham United	Cumberland United Green
Under 13 Red JSL	SA Central Red	Para Hills Knights
Under 14 Blue JSL	Vipers	Plympton Bulldogs
Under 14 Red JSL	Cumberland United	Adelaide Comets
Under 15 JSL	Para Hills Knights	Plympton Bulldogs
Under 16 JSL	Cumberland United Gold	Para Hills Knights

**U12 Blue JPL**

Pos	Team	P	W	L	D	F	A	GD	Pts
1	Para Hills Knights	21	21	0	0	166	14	152	63
2	Croydon	21	17	4	0	91	39	52	51
3	Playford City	21	10	9	2	77	76	1	32
4	Adelaide Olympic	21	10	10	1	100	61	39	31
5	Modbury	21	9	10	2	66	58	8	29
6	Adelaide Victory FC	21	9	12	0	53	76	-23	27
7	Eastern United	21	3	18	0	27	142	-115	9
8	Pirates	21	2	18	1	26	140	-114	7

**U12 Red JPL**

Pos	Team	P	W	L	D	F	A	GD	Pts
1	WT Birkalla	18	16	1	1	87	20	67	49
2	South Adelaide	18	14	2	2	110	22	88	44
3	Cumberland United	18	14	3	1	101	24	77	43
4	Seaford	18	9	7	2	57	45	12	29
5	Adelaide Cobras	18	9	7	2	41	34	7	29
6	Skilleeroos Girls	18	5	10	3	26	58	-32	18
7	Noarlunga United	17	5	11	1	28	74	-46	16
8	Cove	17	5	12	0	34	71	-37	15
9	Sturt Lions	18	4	12	2	26	67	-41	14
10	Adelaide Hills	18	1	17	0	11	106	-95	3

**U12 Yellow JPL**

Pos	Team	P	W	L	D	F	A	GD	Pts
1	White City FC	21	16	3	2	73	30	43	50
2	NE MetroStars	21	15	3	3	73	46	27	48
3	Raiders FC	21	15	4	2	86	47	39	47
4	Adelaide City	21	14	7	0	84	38	46	42
5	Adelaide Blue Eagles	21	6	12	3	52	60	-8	21
6	West Adelaide	21	4	14	3	39	77	-38	15
7	Campbelltown City	21	3	16	2	35	84	-49	11
8	Adelaide Comets	21	2	16	3	28	88	-60	9

**U13A JPL**

Pos	Team	P	W	L	D	F	A	GD	Pts
1	NE MetroStars	16	16	0	0	86	15	71	48
2	Modbury Jets	18	13	4	1	52	26	26	40
3	Adelaide City	18	11	5	2	71	33	38	35
4	Raiders FC	18	10	7	1	58	44	14	31
5	Cumberland United	17	8	5	4	46	34	12	28
6	The Cove FC	18	7	9	2	43	58	-15	23
7	Campbelltown City	18	7	10	1	26	42	-16	22
8	Adelaide Blue Eagles	18	6	10	2	54	61	-7	20
9	Playford City	18	3	14	1	37	64	-27	10
10	South Adelaide	17	0	17	0	23	119	-96	0

**U13B JPL**

Pos	Team	P	W	L	D	F	A	GD	Pts
1	Para Hills Knights	21	19	2	0	148	16	132	57
2	WT Birkalla	21	17	3	1	122	32	90	52
3	Adelaide Cobras	21	17	4	0	123	19	104	51
4	Eastern United	20	10	10	0	73	66	7	30
5	Adelaide Comets	21	8	13	0	63	67	-4	24
6	White City FC	21	7	13	1	45	101	-56	22
7	West Adelaide	20	3	16	1	29	136	-107	10
8	Western Strikers	21	0	20	1	14	180	-166	1

**U13C JPL**

Pos	Team	P	W	L	D	F	A	GD	Pts
1	Salisbury United	21	15	4	2	88	48	40	47
2	Noarlunga United	20	13	5	2	77	44	33	41
3	Adelaide Hills	21	12	8	1	75	61	14	37
4	Sturt Lions	21	11	9	1	76	48	28	34
5	Croydon Kings	20	10	9	1	78	61	17	31
6	Seaford	21	7	11	3	61	67	-6	24
7	Adelaide Olympic	21	6	13	2	73	76	-3	20
8	Pirates FC	19	2	17	0	46	169	-123	6

**U14A JPL**

Pos	Team	P	W	L	D	F	A	GD	Pts
1	Adelaide City	17	13	3	1	52	23	29	40
2	Skilleeroos Boys	17	9	5	3	54	45	9	30
3	NE MetroStars	18	8	8	2	50	45	5	26
4	Adelaide Comets	18	8	8	2	40	36	4	26
5	Cumberland United	18	7	7	4	42	34	8	25
6	Modbury Jets	18	7	8	3	52	56	-4	24
7	Raiders FC	18	6	7	5	33	32	1	23
8	Playford City	18	7	9	2	26	41	-15	23
9	Para Hills Knights	18	6	8	4	31	38	-7	22
10	Adelaide Blue Eagles	18	4	12	2	33	63	-30	14

**U14B JPL**

Pos	Team	P	W	L	D	F	A	GD	Pts
1	Campbelltown City	18	14	3	1	76	20	56	43
2	Pirates	18	13	4	1	57	28	29	40
3	Western Strikers	18	12	4	2	49	18	31	38
4	West Adelaide	18	11	4	3	42	23	19	36
5	WT Birkalla	18	11	5	2	48	21	27	35
6	Croydon Kings	18	8	9	1	52	43	9	25
7	Seaford	18	4	12	2	26	42	-16	14
8	South Adelaide	18	4	13	1	20	83	-63	13
9	Adelaide Hills	18	3	14	1	26	70	-44	10
10	Eastern United	18	3	15	0	17	65	-48	9

**U14C JPL**

Pos	Team	P	W	L	D	F	A	GD	Pts
1	Salisbury United	21	16	2	3	92	26	66	51
2	Northern Demons	21	14	3	4	78	32	46	46
3	White City FC	21	14	7	0	62	49	13	42
4	Adelaide Cobras	20	9	8	3	58	37	21	30
5	Sturt Lions	21	9	11	1	57	62	-5	28
6	Adelaide Victory FC	21	8	12	1	51	54	-3	25
7	The Cove FC	20	4	13	3	40	63	-23	15
8	Gawler	21	1	19	1	19	134	-115	4

**U15A JPL**

Pos	Team	P	W	L	D	F	A	GD	Pts
1	Adelaide City	20	16	2	2	68	28	40	50
2	West Adelaide	22	15	5	2	86	40	46	47
3	Western Strikers	22	14	5	3	84	36	48	45
4	Para Hills Knights	22	14	7	1	67	32	35	43
5	Campbelltown City	22	12	7	3	58	35	23	39
6	Cumberland United	22	12	8	2	43	33	10	38
7	WT Birkalla	22	8	11	3	28	47	-19	27
8	Raiders FC	22	7	10	5	61	59	2	26
9	Croydon Kings	21	6	14	1	38	73	-35	19
10	U14 Skilleroos Boys	22	6	15	1	48	89	-41	19
11	Playford City	22	6	15	1	61	118	-57	19
12	Salisbury United	21	1	18	2	21	73	-52	5

**U15B JPL**

Pos	Team	P	W	L	D	F	A	GD	Pts
1	Adelaide Blue Eagles	21	17	2	2	84	19	65	53
2	NE MetroStars	21	15	2	4	82	39	43	49
3	Sturt Lions	21	10	6	5	53	48	5	35
4	Adelaide Cobras	21	7	12	2	40	58	-18	23
5	South Adelaide	20	6	10	4	38	57	-19	22
6	NTC Girls	20	7	13	0	41	49	-8	21
7	White City	21	5	11	5	30	67	-37	20
8	Adelaide Comets	21	3	14	4	32	63	-31	13

**U15C JPL**

Pos	Team	P	W	L	D	F	A	GD	Pts
1	Modbury Jets	18	14	1	3	155	22	133	45
2	Northern Demons	18	13	2	3	99	27	72	42
3	Eastern United	17	11	3	3	74	41	33	36
4	Pirates	18	7	8	3	47	70	-23	24
5	Noarlunga United	18	5	11	2	38	84	-46	17
6	The Cove FC	18	3	13	2	38	98	-60	11
7	Adelaide Olympic	17	0	15	2	25	134	-109	2

**U16A JPL**

Pos	Team	P	W	L	D	F	A	GD	Pts
1	Adelaide City	22	19	2	1	88	15	73	58
2	WT Birkalla	22	17	2	3	69	19	50	54
3	Campbelltown City	22	14	4	4	76	22	54	46
4	Cumberland United	22	13	6	3	52	26	26	42
5	Para Hills Knights	22	11	7	4	49	43	6	37
6	MetroStars	21	11	8	2	53	33	20	35
7	Adelaide Comets	22	8	9	5	44	35	9	29
8	Raiders	21	6	9	6	34	33	1	24
9	Modbury	22	6	11	5	50	53	-3	23
10	Playford City	22	3	15	4	22	75	-53	13
11	Western Strikers	22	3	18	1	19	89	-70	10
12	West Adelaide	22	1	21	0	17	130	-113	3

**U16B JPL**

Pos	Team	P	W	L	D	F	A	GD	Pts
1	Noarlunga United	18	13	1	4	52	26	26	43
2	South Adelaide	18	10	3	5	49	28	21	35
3	White City	18	11	5	2	38	29	9	35
4	Croydon	17	9	8	0	46	23	23	27
5	Pirates	16	6	6	4	36	35	1	22
6	Adelaide Blue Eagles	18	6	8	4	30	32	-2	22
7	Salisbury United	18	6	9	3	41	44	-3	21
8	Seaford	18	5	8	5	26	35	-9	20
9	Sturt Lions	17	4	10	3	39	39	0	15
10	Adelaide Victory FC	18	3	15	0	30	96	-66	9

**U17A JPL**

Pos	Team	P	W	L	D	F	A	GD	Pts
1	MetroStars	18	14	2	2	66	25	41	44
2	Cumberland United	18	13	2	3	92	30	62	42
3	Raiders FC	18	12	4	2	61	39	22	38
4	Playford	18	10	5	3	44	31	13	33
5	Para Hills Knights	18	10	7	1	49	37	12	31
6	Adelaide City	18	9	6	3	46	29	17	30
7	Adelaide Comets	18	5	11	2	22	39	-17	17
8	Campbelltown City	18	3	14	1	25	67	-42	10
9	Adelaide Hills	17	2	14	1	24	75	-51	7
10	White City FC	17	2	15	0	22	79	-57	6

**U17B JPL**

Pos	Team	P	W	L	D	F	A	GD	Pts
1	Croydon	18	14	2	2	74	27	47	44
2	Modbury Jets	18	11	2	5	67	21	46	38
3	West Adelaide	18	11	3	4	73	35	38	37
4	Fulham United	16	9	4	3	56	23	33	30
5	Eastern United	17	8	7	2	35	36	-1	26
6	Adelaide Cobras	18	7	10	1	51	56	-5	22
7	Salisbury United	18	5	10	3	32	46	-14	18
8	Pirates	18	4	9	5	29	49	-20	17
9	Vipers FC	18	4	12	2	28	96	-68	14
10	Paralowie Eagles	17	1	15	1	19	75	-56	4

**U12 JSL Red**

Pos	Team	P	W	L	D	F	A	GD	Pts
1	NE MetroStars JSL	18	15	3	0	75	28	47	45
2	Modbury Vista	18	14	3	1	82	28	54	43
3	Adelaide City Black JSL	18	12	4	2	72	18	54	38
4	Para Hills Knights JSL	18	9	6	3	67	26	41	30
5	Cumberland United Green JSL	18	9	6	3	51	35	16	30
6	Raiders FC JSL	18	8	5	5	66	46	20	29
7	Modbury Jets JSL	17	6	11	0	37	70	-33	18
8	Adelaide Blue Eagles JSL	18	4	11	3	28	77	-49	15
9	Campbelltown City JSL	18	2	15	1	24	93	-69	7
10	Salisbury United JSL	17	1	16	0	13	94	-81	3

**U12 JSL Blue**

Pos	Team	P	W	L	D	F	A	GD	Pts
1	Cumberland United Gold JSL	21	18	0	3	118	29	89	57
2	WT Birkalla JSL	21	14	2	5	96	34	62	47
3	South Adelaide JSL	21	13	5	3	75	46	29	42
4	Plympton Bulldogs	21	11	7	3	68	51	17	36
5	Sturt Lions Orange JSL	21	7	14	0	45	80	-35	21
6	Seaford JSL	21	5	14	2	39	66	-27	17
7	Henley Heat	21	3	15	3	48	101	-53	12
8	Sturt Lions Blue JSL	21	3	17	1	32	114	-82	10

**U12 JSL Yellow**

Pos	Team	P	W	L	D	F	A	GD	Pts
1	Adelaide City Grey JSL	18	17	1	0	105	7	98	51
2	Croydon Kings JSL	18	15	2	1	83	18	65	46
3	Fulham United	17	13	4	0	82	16	66	39
4	Cumberland United White JSL	18	12	5	1	64	38	26	37
5	Adelaide City White JSL	18	6	8	4	51	61	-10	22
6	Adelaide Comets JSL	18	6	10	2	43	71	-28	20
7	Adelaide University	17	6	10	1	32	79	-47	19
8	West Adelaide JSL	18	3	11	4	20	62	-42	13
9	Adelaide Cobras JSL	18	3	15	0	19	68	-49	9
10	Adelaide Olympic JSL	18	1	16	1	21	100	-79	4

**U13 JSL Red**

Pos	Team	P	W	L	D	F	A	GD	Pts
1	SA Central Red	22	18	0	4	133	40	93	58
2	Para Hills Knights JSL	22	17	3	2	95	33	62	53
3	NE MetroStars JSL	22	15	6	1	105	66	39	46
4	Adelaide City JSL	22	12	7	3	73	49	24	39
5	Paralowie Eagles	22	12	9	1	61	52	9	37
6	Cumberland United Gold JSL	21	11	8	2	77	64	13	35
7	Modbury Vista	22	9	11	2	57	51	6	29
8	Raiders FC JSL	21	9	11	1	85	83	2	28
9	Vipers FC	21	6	14	1	33	95	-62	19
10	Campbelltown City JSL	21	5	14	2	48	55	-7	17
11	Adelaide Blue Eagles JSL	22	5	16	1	43	103	-60	16
12	West Adelaide JSL	22	1	21	0	27	146	-119	3

**U13 JSL Blue**

Pos	Team	P	W	L	D	F	A	GD	Pts
1	Fulham United	18	18	0	0	132	8	124	54
2	Cumberland United Green JSL	18	12	2	4	76	24	52	40
3	WT Birkalla JSL	18	11	4	3	77	35	42	36
4	The Cove FC JSL	18	9	6	3	59	51	8	30
5	Adelaide Comets JSL	18	9	8	1	51	50	1	28
6	Plympton Bulldogs	18	8	9	1	52	73	-21	25
7	Adelaide Cobras JSL	18	4	9	5	31	52	-21	17
8	Sturt Lions JSL	18	3	13	2	33	86	-53	11
9	South Adelaide JSL	18	3	14	1	38	110	-72	10
10	SA Central Yellow	18	2	14	2	18	78	-60	8

**U14 JSL Red**

Pos	Team	P	W	L	D	F	A	GD	Pts
1	Cumberland United JSL	18	17	0	1	116	20	96	52
2	Adelaide Comets JSL	18	14	2	2	96	26	70	44
3	Para Hills Knights JSL	18	11	5	2	67	36	31	35
4	WT Birkalla JSL	18	11	7	0	70	53	17	33
5	Campbelltown City JSL	18	10	6	2	66	51	15	32
6	Adelaide City JSL	18	7	10	1	52	69	-17	22
7	Raiders FC JSL	18	7	11	0	54	60	-6	21
8	Western Strikers JSL	18	3	14	1	22	88	-66	10
9	Modbury Jets JSL	18	3	15	0	19	89	-70	9
10	West Adelaide JSL	18	2	15	1	27	97	-70	7

**U14 JSL Blue**

Pos	Team	P	W	L	D	F	A	GD	Pts
1	Vipers FC	20	19	1	0	142	22	120	57
2	Plympton Bulldogs	21	14	5	2	91	57	34	44
3	The Cove FC JSL	21	12	8	1	76	43	33	37
4	Seaford JSL	21	10	10	1	45	70	-25	31
5	Fulham United	20	8	10	2	50	65	-15	26
6	Adelaide Cobras JSL	20	6	12	2	32	82	-50	20
7	Henley Heat	21	4	15	2	42	90	-48	14
8	Adelaide University	20	3	15	2	49	98	-49	11

**U15 JSL**

Pos	Team	P	W	L	D	F	A	GD	Pts
1	Para Hills Knights JSL	20	19	0	1	103	11	92	58
2	Plympton Bulldogs	20	13	5	2	74	33	41	41
3	Western Strikers JSL	20	11	5	4	65	50	15	37
4	Campbelltown City JSL	20	10	8	2	67	54	13	32
5	Playford City JSL	20	9	9	2	47	44	3	29
6	SA Central	20	9	10	1	54	62	-8	28
7	Adelaide City JSL	20	8	9	3	41	53	-12	27
8	Modbury Vista	19	7	9	3	33	39	-6	24
9	Adelaide Comets JSL	20	7	11	2	45	59	-14	23
10	Fulham United	19	3	15	1	25	73	-48	10
11	West Adelaide JSL	20	2	17	1	29	105	-76	7

**U16 JSL**

Pos	Team	P	W	L	D	F	A	GD	Pts
1	Cumberland United Gold JSL	22	20	0	2	108	24	84	62
2	Para Hills Knights JSL	24	19	4	1	102	13	89	58
3	Plympton	24	17	4	3	85	30	55	54
4	Adelaide City JSL	23	15	5	3	78	31	47	48
5	Fulham United	23	13	6	4	86	39	47	43
6	Cumberland United Green JSL	23	13	8	2	76	45	31	41
7	Adelaide Comets JSL	23	10	10	3	39	57	-18	33
8	Modbury Vista	24	10	12	2	68	57	11	32
9	Campbelltown City JSL	23	10	11	2	57	49	8	32
10	Sturt Lions JSL	24	6	17	1	45	90	-45	19
11	Adelaide University Red	24	4	19	1	38	100	-62	13
12	Pirates FC JSL	23	2	21	0	23	142	-119	6
13	Seaford JSL	22	0	22	0	9	137	-128	0

## AWARD NIGHT TABLES

SERGIO MELTA PLAYSTATION 4 NPL  
PLAYER OF THE YEAR

First Name	Last Name	Team Name	Votes
Ryan	Kitto	WT Birkalla	30
Rocco	Visconte	Croydon Kings	25
Kym	Harris	Adelaide Blue Eagles	24
Alemayo	Kebede	Adelaide Blue Eagles	22
Nicholas	Bucco	Adelaide City	20
Elvis	Kamsoba	Raiders	18
Mitchell	Nicholson	West Adelaide	18
Jean-Glaude	Boyokino	Adelaide Blue Eagles	17
Nikola	Mileusnic	White City	17
Steven	Grelli	MetroStars	17

BOB TELFER STATE LEAGUE  
PLAYER OF THE YEAR

First Name	Last Name	Team Name	Votes
Jace	Cummins	Cumberland United	43
Matthew	Gaston	Playford	32
David	Paladino	Adelaide Victory	30
Doni	Pollock	Adelaide United FC	29
Dylan	Smith	Adelaide United FC	23
Jordan	Pudler	Adelaide United FC	23
Adrian	D'Alfonso	Western Strikers	22
Yannick	Skull	Cumberland United	21
Harley	Gepp	Cumberland United	20
Aaron	Taye	Adelaide Victory	20
Karl	Phelps	Adelaide Hills	20

## PLAYSTATION 4 NPL TEAM OF THE YEAR

First Name	Last Name	Team Name
Ian	Fyfe	Campbelltown City
Matthew	Halliday	Adelaide City
Scott	Nagel	West Torrens Birkalla
Robby	Lippett	West Adelaide
Kym	Harris	Adelaide Blue Eagles
Michael	Matricciani	Campbelltown City
Ricardo	Da Silva	West Adelaide
Rocky	Visconte	Croydon Kings
Ryan	Kitto	West Torrens Birkalla
Nicholas	Bucco	Adelaide City
Julian	Torresan	West Torrens Birkalla

## RESERVES LEAGUES

CHARLIE CAPURSO PLAYSTATION 4 NPL  
RESERVE PLAYER OF THE YEAR

Aladan Irabona Croydon Kings

LEN ALAGICH STATE LEAGUE  
RESERVE PLAYER OF THE YEAR

Omar Hassan Adelaide Olympic

JOHN FRANCIS PLAYSTATION 4 NPL  
UNDER 18 PLAYER OF THE YEAR

LukeUzzell West Torrens Birkalla

RAB JONES STATE LEAGUE  
UNDER 18 PLAYER OF THE YEAR

Peter Capurso Northern Demons

PLAYSTATION 4 NPL COACH OF THE YEAR  
(Martyn Crook Award)

Steve De Giovanniello West Torrens Birkalla

## STATE LEAGUE COACH OF THE YEAR

Billy Graves Cumberland United

PLAYSTATION 4 NPL GOALKEEPER OF THE YEAR  
(Peter Nikolich Trophy)

Julian Torresan West Torrens Birkalla

STATE LEAGUE GOAL KEEPER OF THE YEAR  
(Les Ivory Trophy)

Matthew Pelizzari Adelaide Olympic

## PLAYSTATION 4 NPL GOLDEN BOOT WINNER

Michael Matricciani Campbelltown City  
22 goalsSTATE LEAGUE GOLDEN BOOT AWARD  
(Milan Ivanovic Medal)Doni Pollock Adelaide United NPL  
36 goals

## JOHN ALOISI RISING STAR AWARD

Bailey Truscott Para Hills Knights

## MIKE INGHAM REFEREE OF THE YEAR

Daniel Elder

MICK O'MALLEY  
YOUNG REFEREE OF THE YEAR

Daniel Cook

## FAIR PLAY AWARD 2015

Port Adelaide Pirates

## LEAGUE CHAMPIONS &amp; CUP WINNERS 2015

## 2015 PLAYSTATION 4 NPL

League Champion	West Adelaide
Runner Up	Adelaide Blue Eagles
3rd Place	WT Birkalla
4th Place	Croydon Kings
5th Place	Adelaide City
6th Place	Campbelltown City
League Premiers	West Adelaide

## 2015 STATE LEAGUE

League Champion	Adelaide United FC
Runner Up	Adelaide Olympic
3rd Place	Cumberland United
4th Place	Cove FC
5th Place	Western Strikers
6th Place	Adelaide Hills

## Promotion Playoff

Winners	Adelaide Olympic
---------	------------------

## 2015 PLAYSTATION 4 NPL RESERVES

League Champion	Croydon Kings
Runner Up	Adelaide City
3rd Place	Campbelltown City
4th Place	MetroStars
5th Place	Adelaide Blue Eagles
League Premiers	Croydon Kings

## 2015 STATE LEAGUE RESERVES

League Champions	Adelaide United FC
Runners Up	Adelaide Olympic
3rd Place	Sturt Lions
4th Place	Northern Demons
5th Place	Cumberland United

## 2015 PLAYSTATION 4 NPL UNDER 18's

League Champion	Pirates
Runner Up	Adelaide City
3rd Place	Croydon Kings
4th Place	Campbelltown City
5th Place	Modbury Jets
League Premiers	Pirates

## 2015 STATE LEAGUE UNDER 18's

League Champions	SANTC
Runner Up	Playford
3rd Place	Adelaide Olympic
4th Place	Cumberland United
5th Place	Western Strikers

## 2015 WFFA CUP

Winners	Croydon Kings
Runner Up	Adelaide City

## 2015 WFFA CUP RESERVES

Winners	Para Hills
Runner UP	South Adelaide

## 2015 WFFA CUP UNDER 18's

Winner	MetroStars
Runner Up	Adelaide City



## HONOURS LIST

**Football Federation SA**  
**SA Football Honours**  
**Current Status - 06 FEBRUARY 2015**

					Total Awards (includes dual awards)						269	-	-		
					ACTUAL Recipients						206	98	108		
Recipient	Hall of Fame	Life Member	Player Life Member	Mentorship Service											
Ainsley W.R*		X			Economos A			X	Lister F (Frank)	X	X	Pozza H*		X	
Alagich DM (Dianne)	X		X		Evans J (John)		X		Lomman G (Gene)		X	Reynolds B (Barry)			X
Alagich R (Richie)	X				Farrugia T.J		X		Low R (Bob)*		X	Roberts R (Ron)			X
Alagich S.L (Len)*	X	X			Federwicz F			X	Lukovich M (Mike)*		X	Rodda D.S (Debra)	X	X	
Alagich R (Rudolf) OAM*	X			X	Flounders N			X	Maclachlan R*		X	Romaine C (Cindy)			X
Ashworth W*		X			Forde J.T (Tom)*	X			Maginnis T (Truffly)		X	Romanowicz R (Roger)	X		X
Avory L (Les)		X			Geiser F*			X	Marafiotti P (Peter)*	X		Ross J*			X
Badenoch S (Sid)*		X			Gentile B.V (Vic)	X	X	X	March J.H*		X	Rossis D (Jim)	X		
Bailetti M. CAV*	X	X			Gibbons A (Ann)	X			Marshall J*		X	Rowley E.P (Ted)*	X	X	
Bailetti G (Guillio)*		X			Giordano A *			X	Martella T (Tony)	X		Santrac A (Adrian)	X		
Barker S (Sarah)			X		Giordano R (Rep)	X			Mather J (Jack)	X	X	Scarsella B. (Basil) AM	X	X	
Beattie A (Alex)			X		Gossland W.I.S (Iain)*	X	X		Matic Z. (Zoran) OAM	X		Schaible K*			X
Bianco N (Nick)	X				Graham N (Norm)	X			Matthews R (Ray)		X	Sereda A*			X
Billington J (Jim)				X	Graham W (Billy)	X			Maxwell S.A (Steve)	X	X	Sergeant A (Ann)		X	
Birch W (Billy)	X	X			Greenbank J.R*		X		McCabe J (Jim)*		X	Sharp C.M*	X		
Black S (Sharon)	X	X			Haines J.A *		X		McGachey N (Neil)	X		Sharp F*	X		
Bonaguro A*			X		Hall J. (Joan) MP	X			McGregor W (Bill)		X	Sillitoe A.S (Alf)*	X		
Bonthuis J (Jan)*			X		Hardy J*	X			McKain T (Tom)*	X		Simmons P (Paul)			X
Bootes W.O*		X			Harlow D (Denis) OAM	X	X	X	McMillan A*		X	Simpson W*	X		
Brebner C.R*		X			Harvey E.A (Joe)*	X	X		McRobert L (Linda)		X	Sinclair J.W*	X		
Brodie S*		X			Hastings A (Alex) BEM*		X		Melta S (Sergio)	X		Smith J (Jack)	X		X
Brooks M (Michael)	X	X			Hearn B.K (Bryan)	X		X	MenecHELLa Dan		X	Stephens T.C*	X		
Brown S.P (Shirley)	X	X			Henshaw T		X		Metanomski K*		X	Stewart J.D (Jimmie)*	X	X	
Bush H.R (Bob)*	X				Hewitson D (Dave)	X	X		Miller J (John)	X		Stockley H (Harry)*			X
Campbell D. (Donald) AM	X			X	Holford T (Tom)*	X			Mitchell D (David)	X	X	Storr F (Frank)*	X	X	
Campbell-Smith C*		X			Holiday R.J*		X		Mitchell F (Frank)*		X	Swaffer K (Kristyn)	X		X
Caputo G (Joe)*	X				Holmes E*		X		Monsieur J		X	Tattersall W (Bill)		X	
Carapetis D (Jim)		X			Horvath K (Charlie)	X		X	Mori D (Damian)	X		Telfer R (Bob)*	X	X	X
Carter W.J (Wendy)	X	X			Huffa M (Max)	X			Moulden Frank B* Sir	X		Templin H.J (Rudi)*	X		
Caruso C (Charlie)	X	X			Hunter T (Toby)*		X		Mullen J (Joe)	X		Thomas C.N*		X	
Casling R				X	Iuliano T (Ted) OAM	X	X		Natale J (Joe)		X	Thompson H (Harry)*			X
Caudo S (Chic)	X				Ivanovic M (Milan)	X		X	Nikolic S (Steve)		X	Thompson T.T* MP	X		
Christison F (Fran)				X	Jackson W*			X	Nikolich P (Peter)*	X	X	Tobin A (Alex) OAM	X		X
Cichanowski A (Alex)	X	X			Jenkins T (Tracy)			X	Noah D.L.G (Des)*		X	Tkachuk W (Wally)	X	X	
Cmielewski A. (Alex) OAM*	X	X			Johnson F (Frank)*		X		Norman E (Eric)		X	Trimboli L (Leanne)			X
Coley H*		X			Joynes N.E (Norm)*	X		X	Nurse F (Frank)		X	Upton S*			X
Connell J (Jim)	X	X			Karadzic Z (Zoran)	X			Nyskohus B. (Bohdan) OAM	X	X	Veart C (Carl)	X		X
Connolly C (Cliff)		X			Keen A (Airlie)	X			Nyskohus J (John)	X	X	Vidmar A (Aurelio)	X		X
Connolly T (Tom)*		X			Kierno J (Jan)	X			O'Brien B (Bev)		X	Vidmar T (Tony)	X		X
Cox R.J (Bob)*	X				Kolecki H (Henry)	X		X	Olenjnik K*		X	Walker A (Bert)*	X	X	
Crisp A.T (Allan)*	X			X	Kolecki L (Leon)*			X	O'Malley M (Mick)*	X		Walker T*		X	
Croger J.A*		X			Kosmina A (Alex)*	X	X		Pamula I (Irena)		X	Wallace G (George)*		X	
Crook M.A (Martyn)*	X				Kosmina J (John)	X		X	Pantelis N (Nick)*	X	X	Wallace J.B*		X	
Danks H (Harry)*		X			Kreft E (Edmund)	X			Penna L (Lou)*		X	Wallace K (Keith)*		X	
Darby M (Maria)		X			Krzys J			X	Perczak S*		X	Waterman H*		X	
DiBartolo C (Charlie)	X		X		Langley N. (Noel) OAM*	X			Perilli A (Aldo) OAM	X		Wells M (Mike)	X	X	
DiBartolo F (Franca)				X	Latimar J (Jill)			X	Perin J (John)	X	X	Welsh K (Kath)		X	
DiCarlo O (Orazio)	X	X			Lawrenson J.W (Jim)	X			Petelesij M*		X	White A.T.R (Alf)*	X		
Di Fede A (Arthur)	X	X			Legedza J*			X	Pickard G.W (Gordon) AM	X		Willoughby J.R*		X	
Docherty G (George)*				X	Lesnicki S. OAM			X	Pine W.G (Freddie)*	X		Yates M (Mark)			X
Draper F.S (Frank)*	X	X			Linarello G. (Joe) CAV*		X		Pirone M (Michael)		X				
Dunbar M.M (Malcolm)*	X				Lindquist J (John)*	X	X		Pollock W*		X				

# 2015 Corporate Partners

## PROUDLY SUPPORTED BY



**Government of South Australia**  
Office for Recreation and Sport



## MAJOR SPONSOR



## PARTNER



## PARTNER



## PARTNER



## PARTNER



## PARTNER



## PARTNER



## PARTNER



## PARTNER



## PARTNER



## PARTNER



## PARTNER



MAJOR SPONSOR



MAJOR SPONSOR



MAJOR SPONSOR



PARTNER



PARTNER



PARTNER



PARTNER



PARTNER



PARTNER



PARTNER



PARTNER



PARTNER





**FFSA**

**FOOTBALL FEDERATION SA**

ph) 8340 3088 e) [info@ffsa.com.au](mailto:info@ffsa.com.au)

[www.ffsa.com.au](http://www.ffsa.com.au)

[www.nplsa.com.au](http://www.nplsa.com.au)