

FFSA

2016 ANNUAL REPORT



**Westfield
FFA CUP**
THEFFACUP.COM.AU

Proudly
Sponsored
by

Westfield



CONTENTS

FFSA Team	4
-----------------	---

REPORTS

President's Report.....	6
CEO's Report	8

COMPETITIONS

Senior Men's Competition	10
Girls & Women's Competition	14
Junior Boy's Competition	16

COACHING & DEVELOPMENT

Referee Report.....	20
Game Development Report	22
Technical Report	28

EVENTS

African Nations Cup	32
Club Conference	34
Hall of Fame Inductees	37
Celebration of Football	38
Award Winners.....	40
Champions	42

Financial Statements.....	44
---------------------------	----

STATISTICAL INFORMATION

League Tables - National Premier League 2016 ...	52
Highest Goal Scorers 2016	53
NPL Final Series.....	54
Westfield FFA Cup Results	55
2016 Girls & Women's Tables.....	56
2016 Junior Premier & State League Winners	60
Award Night Tables	64
Honours List	65

2016 Corporate Partners	66
-------------------------------	----

FFSA TEAM

BOARD OF DIRECTORS



SAM CICCARELLO
President



WENDY BARRY
Director



ESTELLE BOWMAN
Director



ORAZIO DI CARLO
Director



GIUSEPPE FRANCO
Director



DAVID HEWITSON
Director



DAVID POLLOCK
Director



TONY TAORMINA
Director



FRANCIS WONG
Director

STAFF

<i>Chief Executive Officer</i>	MICHAEL CARTER
<i>Finance Manager</i>	LEAH MERCURI
<i>General Manager - Business Services</i>	STUART SIMPSON
<i>Commercial and Sponsorship Manager</i>	SCOTT HOCKENHULL
<i>Venues Manager</i>	TRISTAN OWEN
<i>Game Development Manager</i>	JOHN MUNDY
<i>Coach Education Manager</i>	CRISTIANO DOS SANTOS
<i>Regional Game Development Officer</i>	MATTHEW MAYS
<i>Multicultural Development Officer</i>	VICTOR CLAYE
<i>Aldi Australia MiniRoos Development Officer</i>	JAKE BRINDLEY
<i>Technical Director</i>	AIRTON ANDRIOLI
<i>Skills & Acquisition Coach (FFA)</i>	RICHIE ALAGICH

<i>Head Coach Men's NTC</i>	CARL VEART
<i>FFSA U14/15 State Coach</i>	JONATHAN RUSE
<i>Operations Manager</i>	WENDY CARTER
<i>Senior Men's Football Manager</i>	NATHAN MAGILL
<i>Women's Competitions Coordinator</i>	TRACEY DYCKER
<i>Junior Competition Coordinator</i>	ALEX SUNASKY
<i>State Manager of Referee Development</i>	DANIEL GOODWIN
<i>League Operations and Referee Assistant</i>	ANDREW MURRAY
<i>Media, Communications and Events Manager</i>	LUKE SALE
<i>Administration Assistant & Events</i>	ISABELLA RICCIARDI

Thank you to FFSA's hard-working volunteer photographers who's work features prominently throughout this report



Football Federation SA Inc

Address	Coopers Stadium, Gate 5 Holden Street Hindmarsh SA 5007
Postal	PO Box 593 Hindmarsh SA 5007
Phone	+ 61 8 8340 3088
Email	info@ffsa.com.au
Web	www.ffsa.com.au

PRESIDENT'S REPORT



AS THE NEWLY ELECTED PRESIDENT TO FOOTBALL FEDERATION SA, I AM COGNISANT OF AND ACKNOWLEDGE THE CONSIDERABLE CONTRIBUTION MADE TO THE ADMINISTRATION AND WELL-BEING OF FOOTBALL IN OUR STATE FROM IMMEDIATE PAST DIRECTORS, JENNY HART; AND TED IULIANO, HON MICHAEL WRIGHT AND OLEH BILYK - WHO EACH SERVED FOR 8 YEARS ON THE BOARD, BUT WITH PARTICULAR THANKS AND ACKNOWLEDGMENT TO FORMER PRESIDENT, JUDGE RAUF SOULIO.

As a refreshed Board we are fortunate to have talented, professionally experienced and strongly-networked individuals who desire to contribute to the advancement of Football. Former MetroStars Soccer Club Chairman Tony Taormina, Adelaide Hills Hawks President Estelle Bowman and FFSA Life Member David Hewitson joined fellow Directors Joe Franco, Orazio Di Carlo, Francis Wong OAM, David Pollock, Wendy Barry and myself as the newly elected President. I know the Board has high expectations regarding its role and the outcomes that it aspires to and will provide a lot of energy and enthusiasm in pushing ahead with our agenda.

In doing this, we have strengthened our Governance and Risk Committee; reactivated the Commercial and Marketing committee to build upon and develop new partnerships and commercial opportunities and established the Club Development Committee to look at providing additional support to clubs and their operations.

There is indeed a big agenda and of course opportunity for Football in the State. As Football continues to grow and evolve at a national and state level, a 3 to 5 year Strategic Plan is being completed that will strengthen the position of Football in South Australia.

A key platform in our strategy is to ensure that we have positive relationships with all the clubs and associations that make up the Football Family and also the state government, local councils, the business sector and the community so that we can be strong and respected advocates on behalf of Football.

As you are aware, the State Government recently announced a number of initiatives for sport including \$10m towards building and upgrading female change rooms at sporting clubs across South Australia, and importantly an announcement of \$10m was made to the FFSA in June 2016 for the establishment of seven new artificial pitches. This is the most significant level of funding that Football in South Australia has ever received.

On your behalf, our sincere thanks go to the SA Government

and the Minister for Recreation and Sport, The Hon Leon Bignell; and Treasurer, Tom Koutsantonis for their commitment to Football.

That Football Family is made up of people who love and care for our sport; As club presidents, officials, players, coaches or volunteers, you are the life blood of our community and we thank you for your contribution to making Football so great.

An important part of the preservation of our history is being led by hard working volunteers on the Football Museum Committee, FFSA Life Membership Committee and The Hall of Fame Committee. A special thank you to our historian Dennis Harlow OAM and his team of volunteers who continue their tireless work in cataloguing and curating our sport's history as we step closer to the establishment of a permanent museum for Football in South Australia.

Football's participation levels are at an all-time high in South Australia and nationally and I look forward with a lot of positiveness and enthusiasm to the challenges our team faces as we strive for the shared objectives of continuing and furthering the development, growth, advancement and well-being of our sport.

Thank you to the Members on the Zone Council and Advisory Groups. The Board is cognisant that we need to develop an improved engagement plan, which is an area of our attention in 2017.

Congratulations to the teams who got through to the 2016 finals. MetroStars for taking out the 2016 Westfield FFA Cup, Campbelltown City for winning the PlayStation 4 NPL Final Series and Adelaide City for finishing the top of the table as Premiers, Fulham United for taking out the 2016 Women's Premier & State League Cup; and Metro United WFC for achieving both the PS4 WNPL Champions and Premiers titles.

Congratulations to Adelaide United Football Club on winning the A-League double of Premiers and Grand Final Champions.

On behalf of the Board and the South Australian Football Family, congratulations to our CEO Michael Carter who was in November, awarded the 2016 Sport SA, Arthur J. Gallagher

Administrator of the year at the KPMG South Australian Sports Award. The award is a wonderful personal and professional recognition and acknowledgment of his great work as a leading administrator of sport in SA, particularly of course, Football.

It has been a successful and positive 2016 for Football in South Australia but that success is particularly due to the combined willingness, commitment and passion of our associations, clubs, participants, volunteers and the dedicated staff at FFSA. I would also like to thank my fellow directors for their considerable contribution and great value that they bring in providing strong representation, advocacy and governance of the Federation and Football in South Australia.

Yours sincerely

SAM CICCARELLO

CEO'S REPORT



SEASON 2016 WAS CELEBRATED AT THE ANNUAL CELEBRATION OF FOOTBALL WHERE A RECORD CROWD OF OVER 750 GUESTS ATTENDED THE BLACK TIE EVENT. THE EVENT IS THE LARGEST STATE SPORTING AWARDS NIGHT IN THE STATE AND IS FAST BECOMING A MUST ATTEND EVENT WHERE THE FOOTBALL FAMILY COMES TOGETHER TO CELEBRATE OUR GREAT GAME.

2016 was an important year for Football in the state. Aspirational events such as Adelaide United winning the Hyundai A-League Grand Final, the Socceroos playing in Adelaide in a World Cup Qualifier as well as the Matildas competing at the Olympics in front of 70,000 Brazilians provides an aspirational and inspirational reference point for men, women, boys and girls who choose football as their sport of choice.

The profile of the game continues to grow and participation rates are at all time highs. Participation shows no sign of slowing however, may only be limited by available space to play. Pressure on club resources and available infrastructure is substantial and

our great challenge is to address this strategically.

Advocacy on behalf of all football stakeholders has become an important function of Football Federation SA. A great deal of time and planning centres around our communication with key stakeholders, namely the Office for Recreation & Sport, the State Government through our Minister for Sport, Leon Bignell and Treasurer Tom Koutsantonis and local Governments.

The State Government's announcement of \$10 million to Football Federation SA towards the development of 7 new artificial pitches throughout metropolitan Adelaide was an important step forward for Football in the state. The table and diagram below illustrates the list of projects that have been completed, planned or have part funding committed since 2011.

Status	Key	Name of Facility
Works current or complete	1	Adelaide Shores Football Centre
	2	Kilburn
	3	Taperoo Stage 1
	4	Parks Football Centre
	5	Burton Park Football Centre
	6	Modbury Jets
	7	Adelaide City
Fully Funded (works to commence)	8	West Torrens Birkalla Soccer Club (Novar Gardens)
	9	South Adelaide Panthers (O'Sullivan Beach)
	10	Seaford Rangers (Port Noarlunga South)
Part Funded	11	Taperoo Stage 2
	12	Playford Central Community Club Facility
	13	O'Halloran Hill
	14	Mount Barker Regional Sport Facility

Importantly, the location of investment is geographically spread to maximise benefit to the local football community. We are committed to working with clubs and associations as we strive to unlock further funding for Football infrastructure that will positively affect our ability to not only cater for our current participation base but welcome new players to the code in South Australia. A key priority in the New Year is to refresh the Football Facilities Development Plan and in doing so consult with local clubs and associations to understand developments of priority.

Senior men's, women's, girls and boys competitions were administered and coordinated in a consistent, professional manner and the entire competitions team are to be commended for their tireless efforts and commitment to providing quality competitions to the football family.

The partnership established with Triple M and The Advertiser provided an increased level of exposure to the PlayStation 4 National Premier League competition. A weekly feature article, team lists and consistent results were well received by the Football Family. Exposure received on Triple M through their social media channels and weekly advertising spots created an informative, high traffic promotion of the local competition and illustrated the sheer size and reach of

Football in South Australia. A special thanks to Triple M's Chris Dittmar and General Manager - James Pederson for their commitment to the local game.

At a competition level the men's PlayStation 4 National Premier League competition proved to be a very tightly contested season with the ultimate prize going to Campbelltown City after Adelaide City finished the home and away season on top of the table. Para Hills and Cumberland gained promotion from State League 1, while Noarlunga were promoted from State League 2. Modbury Vista, Adelaide University and University of SA will each join the State League 2 competition in 2017 and in doing so complete a three tier 12 team competition for each of the senior men's leagues in South Australia.

Launching the Women's National Premier League this year proved to be a very positive move for the women's and girls game. Players, coaches and spectators enjoyed double headers at the Adelaide Shores and Parks Football Centres on Friday nights. Playing at high Quality venues impacted positively on the standard of games. Participation in the girls and women's competition continues to grow with new teams entering in social divisions and mini roos age levels.

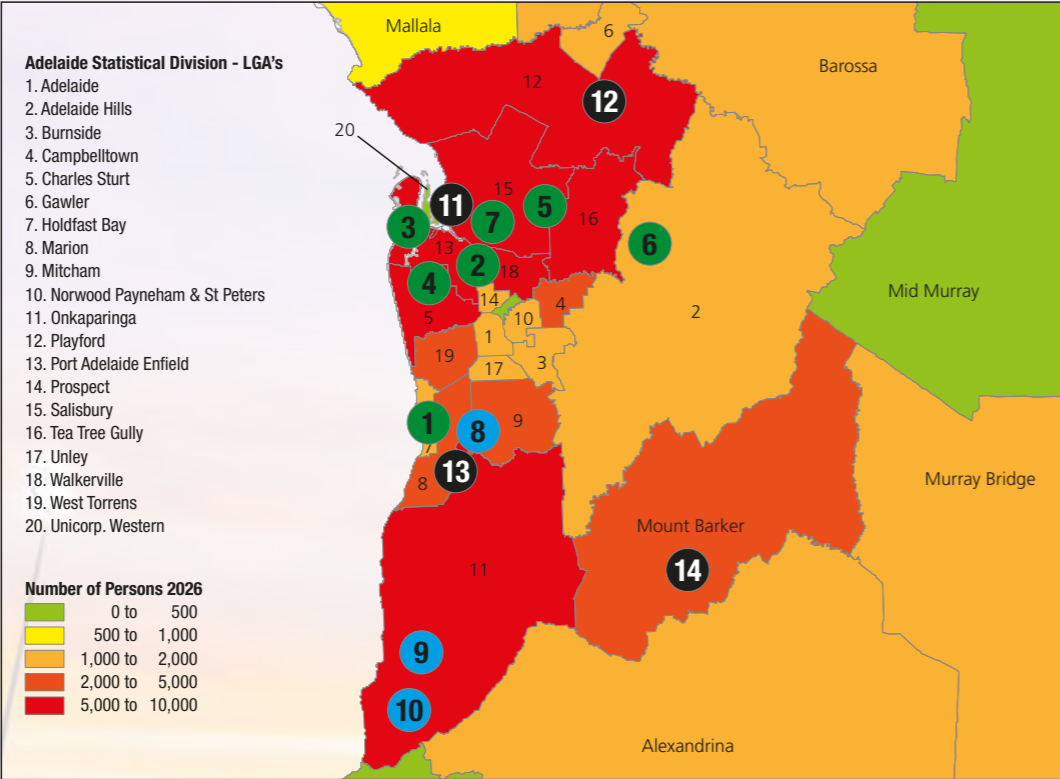
I would like to acknowledge our long standing former Directors Oleh Bilyk, Ted Iuliano and thank Judge Rauf Soulio for his dedication and support throughout his time as President of Football Federation SA. There has been a great deal of change in recent years and I can assure you that the current Board lead by Sam Ciccarello are highly credentialed, experienced and ambitious.

As mentioned throughout my report the past twelve months has been a very positive period for Football in South Australia. I would like to thank the countless numbers of volunteers who contribute above and beyond and make football what it is today.

MICHAEL CARTER

Map 1: Regional Level Football Facility Sites with Funding Approval or Under Construction (Mapped over potential future market for football [outdoor] participation by LGA [all persons, 2026])

- Facility under construction or completed
- Facility Planned - Funding Fully Approved (construction not commenced)
- Facility Planned - Part Funding Approved (construction not commenced)



SENIOR MEN'S COMPETITION REPORT

NATHAN MAGILL

2016 SAW THE IMPLEMENTATION OF A THREE DIVISION STRUCTURE WITH THE ADDITION OF THREE NEW CLUBS, WELCOMING FULHAM UNITED, MOUNT BARKER AND VIPERS FC INTO THE FOOTBALL FEDERATION SA COMPETITIONS.

The National Premier Leagues competition continued again in 2016 across eight Member Federations, with PlayStation 4 being the naming right's partner across the country.

NATIONAL PREMIER LEAGUES SA, STATE LEAGUE 1 AND 2 COMPETITIONS

The thirty three Senior Men's Clubs competed across three divisions; twelve teams competing in the PlayStation 4 National Premier League (NPL), twelve 12 teams competing in the State League 1 and nine teams competed in the State League 2 competitions.

In the PlayStation 4 NPL, 22 rounds of home and away fixtures were played. At the conclusion of the home and away season, Adelaide City claimed the league premiership with a few weeks remaining in the competition. As a consequence of their success, Adelaide City won the right to represent South Australia in the PlayStation4 NPL Final Series.

As league premiers, Adelaide City headed into the South Australia PlayStation4 NPL final series as a clear favourite. The format of the final series provided the top six teams with an opportunity to contest the finals, as outlined below.

WEEK 1			
Match	Home Team	vs.	Away Team
Match A1	1st Place	vs.	2nd Place
Match B	3rd Place	vs.	6th Place
Match C	4th Place	vs.	5th Place

WEEK 2			
Match A2	2nd Place	vs.	1st Place
Match D	Winner Match B	vs.	Winner Match C

WEEK 3 - PRELIMINARY FINAL			
Match E	Loser Match A1 & A2	vs.	Winner Match D

WEEK 4 - GRAND FINAL			
Match F	Winner A1 & A2 Playoff	vs.	Winner Match E

The conclusion of the finals series culminated in Campbelltown City and title favourites Adelaide City contesting the Grand Final. Adelaide City had qualified for the Grand Final after defeating Campbelltown City 4-1 on aggregate in the qualifying semi finals. As with finals, favouritism counts for very little in a one off game. Campbelltown City won the Grand Final by defeating Adelaide City one goal to nil through a Thomas Strain header. Campbelltown City were crowned PlayStation 4 NPL SA Champions in front of over 3,000 spectators at Coopers Stadium.

Season Honours

League Premiers	Adelaide City
League Champions	Campbelltown City

In 2016 the State League 1 replicated the same structure as the NPL with 12 teams contested a 22 week home and away season with a top six finals series conducted.

At the conclusion of the home and away season, Cumberland United was crowned League Premiers of the State League 1 and gained promotion into the PlayStation4 NPL for 2017. The race for the top six was strongly contested in the final rounds before Modbury Jets sealed sixth position on the final day of the season.

The format of the final series provided the top six teams with an opportunity to contest the finals, as outlined below.

WEEK 1			
Match	Home Team	vs.	Away Team
Match A1	1st Place	vs.	2nd Place
Match B	3rd Place	vs.	6th Place
Match C	4th Place	vs.	5th Place

WEEK 2			
Match A2	2nd Place	vs.	1st Place
Match D	Winner Match B	vs.	Winner Match C

WEEK 3 - PRELIMINARY FINAL			
Match E	Loser Match A1 & A2	vs.	Winner Match D

WEEK 4 - GRAND FINAL			
Match F	Winner A1 & A2 Playoff	vs.	Winner Match E

Cumberland United headed into the finals series as favourites and maintained their momentum as they qualified for the grand final after defeating Para Hills Knights in the qualifying semi final. As Cumberland United had already gained promotion this resulted in the team who qualified for the Grand Final as the second team to be promoted to the PlayStation 4 National Premier League in 2017. Para Hills Knights played Sturt Lions who appeared in their first final series. Para Hills won through in a tense Penalty Shoot Out after the teams could not be separated after normal and extra time.

The Grand Final saw a rematch of the Qualifying Semi Final with Cumberland United taking on Para Hills Knights. The 'Foxes' claimed the double after a goal in the final minutes of play was enough to seal victory.

Overall Season Honours

League Premiers	Cumberland United
League Champions	Cumberland United

In the State League 2 competition, Noarlunga United were crowned champions and were promoted to the State League 1 for 2017. The State League 2 second placed side Gawler





Eagles took on the eleventh placed State League 1 side Adelaide Hills for a spot in the State League 1 competition. The structure of this play off series was as follows;

WEEK 1			
Match	Home Team		Away Team
Match A	2nd Place SL	vs.	11th Place PS4 NPL

WEEK 2			
Match B	11th Place PS4 NPL	vs.	2nd Placed State League

Gawler started the play off series strong after a comfortable three goals to nil win at home. Adelaide Hills faced a tough challenge to maintain their spot in the State League 1 competition, came home strong to win the second leg by five goals to nil. This result saw Adelaide Hills win on aggregate five goals to three.

Overall Season Honours

League Premiers Noarlunga United
Runners Up Gawler SC

The 2016 season saw over 1,280 fixtures played across all competitions throughout the season.

REGIONAL ROUND

FFSA continued the Regional Round initiative launched in 2013 with four (4) games being conducted across three regional areas. The games were conducted in Whyalla, Mount Gambier, Riverland and Roxby Downs.

Whyalla played host to Adelaide City and Adelaide Comets, Mount Gambier hosted MetroStars and Campbelltown City and Riverland hosted Adelaide United and current PlayStation 4 National Premier League Champions West Adelaide with all matches being played across the months of March and April to increase the coverage and profile of the PlayStation4 NPL clubs.

PS4 NPL NATIONAL FINALS SERIES

As South Australia's NPL League Premiers, Adelaide City won the right to represent South Australia in the PlayStation 4 NPL National Finals Series.

Going into the PlayStation4 NPL Final Series Adelaide City first elimination match was against Sydney United FC in Sydney. Sydney United FC C began the game dominantly and took an earlier lead within 22 minutes before doubling their lead within 35 minutes. Adelaide City fought back to reduce the lead before halftime through Joel Allwright. Sydney United FC held a two goals to one lead going into the half-time break. Both teams showed their intent after the half-time break and had a number of near misses. Sydney United FC added another goal to their lead before Adelaide City scored twice quickly to level the scores with 20 minutes to play. Sydney United FC scored again in the 77 minute with score looked destined for a draw Anthony Costa snatched a late equaliser in the 89 minute. However, Sydney United FC snatched the win through a goal in third minute stoppage

time. Adelaide City was defeated by Sydney United FC five (5) - four (4).

WESTFIELD FFA CUP (WFFA CUP)

2016 saw the continuation of the Westfield FFA Cup that included each Member Federation conducting the preliminary rounds of the WFFA Cup competition. It was determined that the winner of the WFFA Cup Preliminary Rounds SA would also be crowned FFSA Federation Cup Champions.

The competition commenced in February and culminated in June in a hotly contested final between MetroStars and Adelaide Comets. MetroStars were crowned Champions after defeating Adelaide Comets one (1) -nil (0) at Coopers Stadium.

Champions MetroStars SC
Finalists Adelaide Comets FC

As Champions of the 2016 WFFA Cup Preliminary Rounds SA winner, MetroStars represented SA in the round of 32.

MetroStars first match was against Victoria side Bentleigh Greens in front of over 1,000 spectators at Elite Systems Football Centre. MetroStars were defeated in a Penalty Shoot Out after the team could not be separated at the conclusion of extra time in a six goal thriller.

2017 COMPETITION

In 2016 FFSA entered into a new three year licence period for the Senior Men's Competition and the PlayStation4 National Premier League. The new license period will see the establishment of a third division competition and the alignment of the PlayStation4 NPL and State League 1 competition to twelve (12) teams in each division. The creation of the State League 2 will provide a pathway to clubs who are not affiliated with Football Federation SA to enter the competitions. In 2016 the competition will see the entry of three (3) new clubs, being Fulham United, Mount Barker and Vipers FC

The competition structure will consist of the following;

- PlayStation 4 National Premier League - 12 Teams
- State League 1 - 12 Teams
- State League 2 - 9 Teams

Promotion and relegation will occur across all three competitions. In the PlayStation4 NPL and State League 1 two teams (12th and 11th Place) will be relegated to State League 1 and State League 2 respectively with the League Premier and League Champion of State League 1 and State League 2 gaining promotion to the PlayStation 4 National Premier League and State League 1 respectively.

COMPETITION MANAGEMENT

During 2016 there were a number of key initiatives continued in the competition with an aim to improve the standard of competition management. The initiatives focused on areas such as Club Governance and Development and Competition Management.

The initiatives launched included the increased usage of the competition management system FoxSports pulse which saw the introduction of electronic team sheets across all FFSA competitions. This provided clubs with an opportunity to select their teams via the system and print a copy of the team sheet including all of the player's information prior to the match day. The implementation of online team sheets was initiated to reduce the workload of club volunteers.

FoxSports Pulse was also utilised to collate the match results for all senior competitions, with the Match Officials being responsible for entering all scores and player data at the conclusion of the senior grade fixture. This ensured that the information provided to media outlets and available on the website was accurate and provided within 60minutes of the game being played.

Self registration was continued in 2016 for all senior men's competitions utilising the MyFootball Club self registration system. As part of the transition FFSA conducted player and club education sessions to train clubs and educate players in the usage of the MyFootball Club System.

The player education sessions also had a focus on educating players on other key facets of the sport which included topics such as; Anti-Doping, Betting in Sport, Social Media usage and Codes of Conduct.

To further enhance Club Governance and Development, the National Club Accreditation Scheme continues to be rolled out to clubs. In addition to the NCAS, FFSA has implemented a 'Traffic Light' assessment which is designed to assist club to undertake a health check of their club as part of the Elite Club Licencing Structure. The review will be conducted annually through face-to-face meetings with each PlayStation 4 NPL club with a copy provided prior to the commencement of the next season to allow time for implementation.



GIRLS & WOMEN'S COMPETITION REPORT

TRACEY DYCKER

THE 2016 SEASON SAW A CHANGE IN THE ELITE STRUCTURES FOR THE GIRLS AND WOMEN'S COMPETITIONS WITH THE INTRODUCTION OF THE PLAYSTATION 4 WOMEN'S NATIONAL PREMIER LEAGUE (WNPL) AND WOMEN'S STATE LEAGUE (WSL) COMPETITIONS.

The inaugural season of the top flight Women's competition commenced on Friday 18 March with Adelaide City, Adelaide University, Cumberland United WFC, Fulham United, Metro United WFC, Para Hills Knights, Sturt Marion and West Adelaide all competing in the maiden year of the competition.

Senior matches were played as double headers at FFSA Venues throughout the season on Friday nights.

2016 also saw the inclusion of a first ever Finals Series following the home and away season; this added a new dimension to the elite women's competition, increasing the excitement and suspense at the crucial stage of the season.

Metro United WFC claimed bragging rights by winning the League Premiership and Championship in the inaugural season.



The Junior Girls Football season saw approximately fifty teams competing across six leagues, ranging in age groups from Under 13's to Under 17's. These junior competitions are vital for the development of young talent as players strive to reach the highest level of female football.

The Women's Community leagues continue to grow and develop with over fifty teams participating in six divisions in 2016. These leagues are a significant component in providing participation options for players of all ages and abilities.

The commitment of clubs and volunteers to increase participation levels in the MiniRoos age group saw a large increase in team numbers in 2016.

The Girls MiniRoos Competitions saw an increase of nine additional teams affiliating as well as the inclusion of the first Girls Under 6 league.

The 2016 Season was very exciting and successful for all teams involved.

The hard work and dedication from all stakeholders is a vital component and Football Federation SA values the role these individuals play in the development and growth of the game.

Individual award winners from the 2016 season were recognised during the Celebration of Football, where all aspects of the Football Family are acknowledged on the evening.



JUNIOR BOY'S COMPETITION REPORT

ALEX SUNASKY

THE 2016 JUNIOR FOOTBALL AND FUTSAL SEASON AGAIN OBSERVED AN INCREASE IN PARTICIPATION ACROSS THE BOARD FROM MINIROOS, JUNIOR PREMIER LEAGUE, JUNIOR STATE LEAGUE AND FUTSAL.

With Junior Football participation continuing to rise, the Junior Premier League (JPL), Junior State League (JSL) and MiniRoos promise to keep raising the bar in terms of junior football development in South Australia.

It was a very successful year for junior football with many young talents working hard in training during the week and showcasing their skills on a match day every weekend.

2016 continued the trend of increased participation in junior football, totaling 578 teams participating from Under 6's to Under 17's, an increase of 30 teams or 380 players from the 2015 junior football season.

JUNIOR PREMIER AND JUNIOR STATE LEAGUES

The 26 JPL and JSL seasons kicked off on the 20th March 2016 after months of training and friendly fixtures throughout the summer. Over 250 teams in the JPL and JSL competed weekly across these leagues in addition to their respective cup competition from March through to late September.

There were many challenges throughout the year due to the continual wet weather causing disruption to fixtures, however clubs must be congratulated for their hard work to ensure fixtures were played and not too many matches were lost to the weather.

The JPL Under 12 Blue & Red Divisions were fiercely competitive, with only a few points proving to be the

difference at the top.

Para Hills Knights managed to secure top place over Adelaide Olympic by a single point in the Blue Division, whilst Adelaide Hills held off Noarlunga United for top place in the Red.

It was a slightly different story at the top in the JPL Under 12 Yellow Division, however, with MetroStars having a very successful season finishing comfortably on top.

It was also very close at the top across the three Under 12 Junior State League competitions, with Para Hills Knights Black, Modbury Vista and Fulham United claiming glory in the Blue, Red & Yellow Divisions respectively.

Raiders & MetroStars battled it out for top spot in the Under 13 JPL A Division, with the former edging out the latter by less than a handful of points to take home the league at the end of the season.

The Under 13 JPL B Division was extremely competitive in mid-table, with only five points separating third and eighth.

It was Adelaide Blue Eagles who ended up on top, by quite a comfortable margin against second placed Noarlunga United.

It was a nail-biting end to the season in the U13 JPL C Division, with Gawler Eagles finishing just inches ahead of Adelaide Comets and Fulham United by one and two points respectively.

MetroStars JSL, Modbury Vista and Cumberland United Green all comfortably secured their spot as champions in the U13 Junior State League Red, Yellow and Blue Divisions.

In the Under 14 Junior Premier League A Division, it was MetroStars finishing on top, just two points clear of the FFSA Under 13 Boys.

Adelaide Comets finished the season on top by just two points in the U14 JPL B Division over a resilient Adelaide Cobras team.

Fulham United Under 14's fought their way to become champions in the C Division, after a close battle with Adelaide Victory over the latter course of the season.

SA Central Gold championed the Junior State League Red Division after a stellar season, which was a phenomenal achievement for the new up and coming club.

In the U14 JSL Blue Division, Cumberland United Gold ended the season on top; five points clear of nearest rivals Adelaide University.

Adelaide Comets were the champions of the Under 15 JPL A Division, on the back of an impressive eleven wins in their last twelve games in the second half of the season.

West Torrens Birkalla and Adelaide Vipers FC finished the year as champions in the U15 JPL B and C Divisions respectively.

Adelaide City JSL team claimed victory in the Under 15 JSL age group this year, finishing as champions by just 2 points.

Campbelltown City were the stars of the show in the Under 16 JPL A Division, winning all but two games along their road to the league title. Para Hills Knights also had an extraordinary

year, finishing second to Campbelltown City after losing just one game all season.

In the Under 16 JPL B Division, Gawler Eagles flew high above their competition, finishing the season comfortably on top. In the State League competition, it was

Modbury Vista 16's securing another Junior league for the Club, who have had a very successful year in 2016.

Para Hills Knights Under 17 A Squad had a tremendous season, taking home the top honours in both the League and the Cup. It wasn't easy for the Knights however, as Croydon Kings were hot on their heels throughout the entirety of the season.

In the Under 17 B Division, it was Para Hills Knights again finishing on top, this time thanks to the work put in by their JSL team who were able to hold off

Salisbury United and Sturt Lions in the second half of the season.

Overall it was a very exciting and successful 2016 for all those involved.

Not everyone can be winners but everyone can participate and compete, while making friendships and memories along the way playing the sport we all love.

JUNIOR CUP COMPETITIONS

Spectacular conditions greeted some of the best junior football talent in the State at Elite Systems Football Centre for the 2016 Junior Cup Finals on Sunday 14 August.

The feast of football featured six FFSA Junior Cup Finals from the early morning kick-off for the Under 12's through to the twilight evening game for the Under 17's.

Throughout the day, a hugely impressive crowd of over 1800 people passed through the Cowan Street gate ensuring every game was played before a fantastic atmosphere.

The action on the pitch lived up to the hype all day long; the results of the games are as follows:

U12 Junior Cup Final 08:45am

Raiders 2 (Creasey 49, 59) v Adelaide City 0

U13 Junior Cup 10:15am

Adelaide City 2 (Falco 24, Turnbull 57)
v MetroStars 4 (Hewson 19, Trimboli 28, 63, Palushaj 36)

U14 Junior Cup 12:00

MetroStars 8 (O'Reilly 2, 10, 12, 65, 67, Melisi 24, 68, Disney 58) v Modbury Jets 0

U15 Junior Cup 14:00

Adelaide City 4 (Bilardo 32, Di Matteo 54, Howie 73, Karakitsios 80) v WT Birkalla 1 (Nunan 80)

U16 Junior Cup 16:00

Cumberland United 1 (Robertson 70)
v Para Hills Knights 2 (Herraman 24, Barr 44)

U17 Junior Cup 18:00

Para Hills Knights 2 (Goels 36, 69) v Adelaide City 1 (Mayol 73)





FUTSAL

Futsal continues to evolve and participation as with the outdoor game is growing. Futsal has been identified by Football Federation Australia (FFA) and Football Federation SA (FFSA) as a fantastic way to develop players and a major contributor to the future participation growth in Football nationally and within the state.

The Parks Recreation Centre Junior Futsal Competition as in 2015 was a fantastic success. 10 rounds were played from October through to the finals on Saturday 17 December 2016.

18 teams from U10-U14 competed in the competition, with the U13/14 winners Fury defeating Harambe in the final 3-2 while in the U11/12 Olympic winning 5-2 v the All Stars.

Football Federation SA must acknowledge all players, coaches, referees, parents and volunteers throughout the year who have contributed to MiniRoos, the Junior Premier Leagues, Junior State Leagues and or any futsal competitions.

All of these would not have been made possible without the tireless work and effort put in behind the scenes from parents and volunteers working at the clubs.

FFSA would like to say thank you to all of you and to the football community for your fantastic support in 2016 and we look forward to continuing to improve and develop football and futsal in 2017.



AIA VITALITY MINIROOS

The importance of MiniRoos at a club cannot be taken for granted, as the beginning of ones football life starts here.

Participation, enjoyment and learning the game all start at MiniRoos leave between U6-U11.

The 33 MiniRoos leagues commenced on Sunday 3 April 2016 with 20 rounds across the year concluding on Sunday 18 September 2016.

2016 witnessed several clubs schedule and encourage MiniRoos fixtures to be played on Friday evenings at their club and/or in conjunction with their senior teams on some Saturday afternoons across the year.

This connection between junior and senior teams is vital to develop and provide MiniRoos players the opportunity to witness and feel involved with some of their club heroes.

By all accounts this has proved to be very positive and will continue in 2017.



REFEREE REPORT

DANIEL GOODWIN

SEASON 2016 BROUGHT SOME GREAT PERSONAL ACHIEVEMENT FOR SOUTH AUSTRALIAN MATCH OFFICIALS LOCALLY, NATIONALLY, AND INTERNATIONALLY.

The achievement of referees in South Australia shows our State's ability to produce top-class Match Officials.

Football Federation SA maintained a similar number of total Match Official numbers across the State in 2016, with 270 registered Match Officials. This still presented a number of challenges for the sport, in particular the coverage of matches.

In order to assist in the recruitment of referees, Football Federation SA continued a Club Referee Program set up last year which consisted of a two-hour education session for club-based volunteers to enable clubs to provide qualified club based officials when a FFSA Match Official was unable to be appointed.

Their continued support and commitment to their club and the sport is greatly appreciated and should be recognised by the football community.

FFSA has been working hard since the conclusion of the 2016 Season to understand why so many referees did not return last season (75.25%).

The Referees Department conducted a survey of non-returning Match Officials to identify the main causes of why the Match Official did not register in 2016.

The outcome of the survey will see the Referees Department expanding the mentor program to provide new referees with more support as part of their experience. We will continue to strive with our Match Officials to ensure that the experience is an enjoyable one for all involved.

Football Federation SA Match Officials continued to service a number of Competitions in 2016. In addition to FFSA administered competitions, Match Officials also serviced matches for Collegiate Soccer League, SA Masters League, School Sports SA, African Nations Cup, Limestone Coast Football Association and Riverland Soccer Association.

Football Federation SA thanks those affiliated competitions for their support of refereeing and their keen interest in ensuring its continued growth.

National Referee Training Programs continued to be delivered across the state, including metropolitan Adelaide, Adelaide Hills, and Mt Gambier.



FIFA & AFC PANELS

Assistant Referee (Male)

Paul Cetrangolo - Assistant Referee (FIFA/AFC Elite)
Matthew Cream - Assistant Referee (FIFA/AFC Elite)

Referee Assessor Craig Zetter

Referee Instructor Craig Zetter

Fitness Instructor Rhiannon Creaser

Rhiannon has recently been appointed by the AFC to oversee the recent AFC Elite Seminar in Kuala Lumpur.

FOOTBALL FEDERATION AUSTRALIA NATIONAL MATCH OFFICIAL PANEL APPOINTMENTS 2015/16 SEASON

Hyundai A-League (6)

Daniel Elder - Referee
Paul Cetrangolo - Assistant Referee
Matthew Cream - Assistant Referee
Rick Schneider - 4th Official
Craig Zetter - Assessor
Nathan Magill - Assessor

Daniel is the first referee that Football Federation SA has had appointed to the A-league in 3 seasons and officiated three matches this season along with a FFA Cup Quarter-Final in Tasmania.

Paul and Mathew were both appointed to the Hyundai A-League Grand Final at Adelaide Oval with Mathew acting as an Assistant Referee and Paul as 4th Official.

Paul was appointed to the FFA Cup Final between Melbourne City and Sydney FC as an Assistant Referee. Paul is also about to reach 100 A-League matches, the first Assistant Referee in the country to reach that mark.

Westfield W-League (4)

Isabella Blaess - Assistant Referee
Maddison Kennedy - 4th Official
Airlie Keen - Assessor
Michelle Smith - Assessor

Maddison recently made her debut as a referee on the W-League in the match between Western Sydney and Melbourne City.

Foxtel National Youth League (6)

Aaron Galanti
Andrew Kite
Drew Faulkner
Samuel Kuys
Airlie Keen - Assessor
Michelle Smith - Assessor

Puma F-League Futsal (2)

Sean Grimmond
Andrew Murray

ASIAN FOOTBALL CONFEDERATION - PROJECT FUTURE REFEREE PROGRAM

FFSA Match Official Maddison Kennedy has continued her Project Future program throughout the year. Project Future is a development program for young referees from all over Asia.

Project Future is a two year program with many past graduates going on to become FIFA Referees with some already on the AFC Panel of Referees. The participants attend two development courses in a year. The First Development Course is held in Kuala Lumpur early in the year while the second in the Maldives is held in the latter part of the year.

Maddison is the first South Australian official to be appointed to the full program.

FA English exchange program

Football Federation SA Match Official Rick Schneider was selected by Football Federation Australia to participate in the FFA English Exchange Program.

As part of the program, Rick travelled to the UK and has refereed several matches in the Premier League 2 (U23) and also a Senior Cup match between Fleetwood Town (Football League 1) and Wigan (Football League Championship).

Rick has also spent time training with the top panel referees that take charge of EPL matches and matches throughout the Football Leagues structure and also traveling to grounds to view the different pre-match requirements in the varying leagues.

FIFA Futuro III Instructors Course

Nathan Magill was selected to represent FFA and FFSA by attending a FIFA Futuro III Instructors course held in Bangkok, Thailand between the 11 - 18 November, 2016.

Football Federation SA acknowledges the dedication and professionalism of all its match officials throughout season 2016 and looks forward to a successful and positive season in 2017.

GAME DEVELOPMENT REPORT

JOHN MUNDY

REGIONAL DEVELOPMENT

There has been a record number of Regional participants engaging in our 'Regional Pathway Programs' culminating in four teams (two Girls) taking part in International tournaments and one in a Interstate National Championship. Over two hundred players have been involved in the process, with eighty two being successful in the final selections. It has been logistically challenging organising training sessions and having access to quality coaching in geographically isolated areas, but the outcomes of having Country players proudly representing their State and in some cases their Country, has been rewarding in itself.

Our traditional sporting rivals in Regional SA, are unable to compete with these initiatives, as they look to recruit more girls to their code.

- The FFSA Regional U14 boys travelled to Singapore for the 2016 Singa Cup - Singapore's Premier International Youth Football Tournament on the 07 - 11 November.
- The FFSA Regional U15 boys, U15 and U17 Girls

travelled to Fiji to play against their national teams as well as NSW in December. This tournament prepares the Fijian National teams for the World Youth Cup and the Olympics and it works, Fiji making it through to both and unfortunately Australia missing out.

- For the first time FFSA sent away a Futsal Regional Under 14 boys team to the Nationals which was held in Sydney in January.

We are also pleased to report that South Australia has the highest growth in participation in the country for MiniRoos, and FFA were particular impressed with how we lead all the other states in engagement with Regional areas.

As a 'State' organisation, we have to look to embrace all South Australians.

NPL Regional Round

Football Federation SA has continued to expand the Regional Round since its inception three years ago. The concept commenced with one game being hosted in Whyalla, last

year this has grown to four regional areas, being; Mount Gambier, Renmark, Roxby Downs and Whyalla.

Benefits of Regional Round

- Contribution to the local economy through accommodation, travel, meals and leisure activities
- Financial return to the local Association through gate, food and beverage sales.
- Promotion of the Regional area to hundreds of visitors from metropolitan South Australia and the broader football family
- Promotion of the sport in the regional areas with a focus on participants pursuing an active healthy lifestyle through participation in physical activity

An Example of activities conducted at the Riverland Regional Round

- School Coaching Clinics, for children aged 5 - 16 years of age. Over 300 students participated.
- Coaching Clinics conducted by players involved in the Regional Round
- Local teams involved in curtain raisers leading up to the main game, Riverland Under 12s, Riverland Select Team and Riverland Women's Teams.
- Adelaide United and West Adelaide, two very high profile teams played in the main game.

Regional Futsal

Our second ever Regional State Futsal Talent Identification Championships was held recently at the state of the art Central Oval Community Sporting Hub in Pt Augusta and was a resounding success.

On display was the best regional futsal talent from across the State with boys and girls competing from U12's through to U16's. This year the Country Futsal Championships had an increase in the number of regional teams involved and regional centres represented. Forty-two matches were played across the day with teams from Jamestown, Roxby Downs, Yorke Peninsula, Pt. Pirie, Pt. Augusta and the Adelaide Hills, with an increase of almost 50 regional players participating in comparison to last year

The Country Futsal Championships is not only the first step in the process for selection for the 2017 National Futsal Championships for players, but also provides the opportunity for experienced futsal referees in Andrew Murray and Marco Iammarino to train and develop regional referees. The standard of futsal on display was very encouraging as the level continues to increase, as the demand for futsal also grows in regional South Australia.

Many players have been identified to participate in the State Futsal Talent Identification Championships to be held in early October, from which teams will be selected for the 2017 FFA Futsal Nationals.

FFSA would like to thank Pt Augusta Futsal for again assisting FFSA in hosting the country futsal championships, especially in light of the Centre Management being unable to provide any staff on the day.

Regional Camp

Players from all over the state (120+) headed to West Beach for our selection camp that allows players from geographically isolated areas to get selected to represent SA in international tournaments, e.g., Fiji and Singapore.



MULTICULTURAL

The Office for Recreation and Sport sponsored program has had a strong focus on building partnerships with local councils, government agencies, schools and football clubs as it looks to increase participation from new arrivals and people from culturally and linguistically diverse backgrounds. The program has seen success throughout the year, with over 250 participants in weekly programs and nearly 1500 participants in come-and-try and carnival events. Highlights included the African Nations Cup, Refugee week tournament, the Thebarton Senior College Women Football Program and Rajah Reserve Football program.

The FFSA organised its most successful African Nations Cup to date, with 16 teams participating in the yearly tournament, one of the African community's most popular events. The tournament also included a women's exhibition match, and 14 of the African Nations Cup Coaches completing the Senior Football Certificate prior to the tournament as the tournament continues to improve in quality each year.

The Refugee week tournament flourished in its celebratory atmosphere as both male and females shared their love for the game in the tournament. The tournament included food, entertainment, live performances and a coaching workshop.

The women's program at Thebarton senior college saw over 30 young women from new arrival backgrounds playing football at the adult re-entry school. The keen footballers show a range of ability, but all share one passion for the game. For most participants the program offers an opportunity they have never had access to in a fun and enjoyable atmosphere. The program also presented an opportunity for our young trainee, who has African heritage to develop her coaching and skills. The program is also providing a pathway for participants to continue playing through partnerships with local clubs, and coaching through the Grassroots Football Certificate.

FFSA Development staff along with the Roger Rasheed Sports Foundation, City of Marion and City of Playford came together to deliver football programs for over 50 school-aged participants throughout the year. Highlights of the program were the participation of newly arrived Syrian refugees, and the transition of players from the program to the Sturt Lions Football Club. Both programs took place in revitalised public spaces revitalised by the Roger Rasheed foundation, giving disadvantaged children opportunities to engage with the local community through football.





FUTSAL

Football Federation South Australia’s 12 squads enjoyed a competitive week at the 2016 FFA National Futsal Championships in Sydney with our Under 13 and Under 16 Boys finishing runner-up.

Capping a strong tournament for South Australia’s representatives, our Under 15 Boys lost their semi-final in a penalty shootout whilst the Under 14 Boys and our Open Athletes with a Disability squad also fell at the penultimate hurdle.

South Australia’s Under 15 Girls, and Under 12 Blue & Red Boys each qualified from their Group but were eliminated at the quarter-final stage.

In the Under 13 Boys Final, South Australia trailed by the lone goal for much of the game - only to be stung by two Football NSW Metro goals late in the close contest played in front of a spectacular atmosphere which both State’s contributed to create.

The Under 16 Boys Final, also against Football NSW Metro, was reportedly one of the games of the entire week and in particular Finals Day. Locked at 0-0 for just about the entirety of the clash, NSW found the back of the net inside the last 30 seconds of the game to send the home support into delirium

and compound the disappointment felt by our boys. Hard luck, lads!

In all, South Australia’s traveling party to the event featured 157 players, coaches and team officials as well as supporting parents.

Squad lists for each of our twelve squads in Sydney for the tournament can be found [here](#).

Results and tables from the tournament are available on the tournament’s website [here](#).

Photos and replays of livestreamed fixtures at the tournament are available on the tournament’s Facebook [here](#).

Football Federation SA congratulates all Players, Coaches and Match Officials who proudly represented the State in Sydney and thanks all parents for their great support

AIA VITALITY MINIROOS

We have seen an increase of 9% in MiniRoos Club Football for 2016 with over 8000 participants playing football for clubs in South Australia. Furthermore, the national introductory program (AIA Vitality MiniRoos Kick-Off Program) has seen a massive participation increase of 145% in 2016 with 48 sites running across the state.

Socceroos vs Tajikistan and the A-League Grand Final 2016

The Socceroos and the Grand Final graced the Adelaide Oval this year creating the opportunity for 18 clubs ranging from Mount Gambier to Roxby Downs, the opportunity to be apart of the half-time activations out on the pitch. Not only did it create an opportunity for AIA Vitality MiniRoos to compete at Half-Time but it also enabled a select few to walk out with the players as mascots.

The MiniRoos from Roxby Downs were provided with a once in a lifetime opportunity thanks to NAB. As a valued NAB customer and active AIA Vitality MiniRoos club with participation numbers very strong for such a small town, Roxby Downs were chosen to have a Hyundai A-League Grand Final experience.

NAB provided a bus for all participants to travel to Adelaide and back on as well enabling the opportunity for the junior players to experience what it is like to play on the big stage. The AIA Vitality MiniRoos participated in small sided games at half-time of the Grand Final between Adelaide United and Western Sydney Wanderers at Adelaide Oval.

Regional Success for AIA Vitality MiniRoos

2016 has been a fantastic year for the AIA Vitality MiniRoos national introductory program, MiniRoos Kick-Off program. Ranging from Mount Gambier to Roxby Downs, regional areas has a combined total of 16 Kick-Off sites running across the state with 300 MiniRoos participating in AIA Vitality Kick-Off programs in regional South Australia.

Tatiara Soccer Association has only been operational for just over 12 months, yet they have 4 Kick-Off sites running with just over 100 MiniRoos participating in their AIA Vitality MiniRoos Kick-Off programs.

Schools Are Choosing to Run AIA Vitality MiniRoos Kick-Off Programs

Schools are starting to warm to introducing the AIA Vitality MiniRoos Kick-Off program to their curriculum with 6 schools running a program in 2016. This has enabled 200 children to take part in the MiniRoos experience, capturing children who are new to the game and introducing them to our great sport.

More schools are to be confirmed in the New Year due to the success and positive impression the AIA Vitality MiniRoos Kick-Off program has had on schools across the state.

Significant Increase in Female Participation for AIA Vitality MiniRoos 2016 has brought about a significant rise in female participation for the AIA Vitality MiniRoos. The national introductory program has seen female participation numbers triple in 2016 with now over 100 females participating in Kick-Off programs across the state. As a result of the rise in female participation in AIA Vitality MiniRoos Kick-Off, MiniRoos Club Football has also seen an increase the number of females in a MiniRoos team.

2016 ACHPER Physical Education Week - Metro Come and Try days

A total of 40 schools and over 1800 students took part in the 2016 Physical Education Week where the MiniRoos program was a huge hit among the participants.

MiniRoos Come and Try Activities

Around 200 participants have been involved in MiniRoos Come and Try activities in 2016. The majority of these participants are now registered MiniRoos in the national introductory program that is AIA Vitality MiniRoos Kick-Off.

Kick-Off Sites

2016 has brought a significant increase in participation in the MiniRoos age group. Furthermore, more Program Managers and Game Leaders have invested their time into the MiniRoos space enabling this age group to continue to grow. FFSA now has 48 registered Kick-Off Sites ranging from metro to regional areas, with a lot more expected to be active in the New Year.





TECHNICAL REPORT

AIRTON ANDRIOLI
COACH EDUCATION

Football continues to evolve in all areas, in particular coach education where we have seen a growth in terms of number of coaches attending courses in the advance pathway.

This area continues to grow and the number of accredited coaches in the advance pathway is consistently increasing.

The education of coaches is vital for the growth of the game and gives our local clubs the capacity to select coaches equipped with the necessary tools and skills to have a more effective and positive impact in the areas they are working on. This will also help to raise the bar in the development of players and football in general across the state.

Numbers of coaches that attended and completed an AFC/ FFA C & B Licence courses over the last five years:

C Licence:	
2012 = 24	
2013 = 47	
2014 = 50	
2015 = 55	
2016 = 62	B Licence: = 76
Total = 314 Coaches	

STATE COACHING CONFERENCE

Over 90 coaches attended Football Federation SA's State

Conference held at Burton Football Centre and Elite System on Saturday 26 and Sunday 27 November.

The 2016 Conference agenda incorporated theory and practical sessions with a specific focus on 'Player Centered Learning'.

The keynote speaker was renowned tennis coach Roger Rasheed, his presentation was centered around the psychology and mind set of elite athletes.

STATE DEVELOPMENT & IDENTIFICATION PROGRAMS

This process has proven to be effective and is consistently improving.

Our pathway is designed to see the best in South Australians, from as young as 10 years of age, follow a stream that sees them constantly working on their technique and football IQ.

The program gives us not only the prospect to make better and more accurate assessments in the identification of players, but also opportunities for coaches to be mentored and supported in their education process.

Everyone agrees that when it comes to Talent Identification there is no magical formula. There are so many aspects to consider when assessing and identifying young players.

FFSA holistic approached where game related exercises involving perception, decision and execution are a constant part of our training methods.

The program also caters for the different stages of development which is a major factor with young kids.

Our Identification Program continuous to offer potential young players in South Australia the opportunity to develop and learn in an environment that incorporates the above elements of player development.

The program provides an enhanced environment for player development through regular training, high quality competition and coaching. Throughout this process players have had the opportunity to improve their game and learn to

play a style of football that can be carried forward through their football career.

It also creates a more structured approach for player identification, to ensure the best young players in South Australia are identified.

Players move on from our Skill Acquisition Programs (SAP) into this process and then spend around 5 months going through the different stages of physiological changes and adaptation to training methods, giving them plenty of time to develop and confirm their abilities.

It is only after this lengthy process that a player is selected into any of our fulltime elite and part-time development programs.

The other important aspects of the program is coach education. Coaches for the program are identified and selected by FFSA Technical Department, workshops are then conducted to explain the process and equip coaches with the necessary tools (training sessions, methods of teaching etc.) They also have the chance to improve their skills by coaching one of the selected elite squads in the program.

The FFSA team would like to take the opportunity to recognise and express its appreciation to all coaches involved with the identification program; they play a big part in the development & improvement of young players and also the overall standard of football in South Australia, without the dedication and commitment of these coaches the program wouldn't exist

SAP

Our Skill Acquisition Program (SAP) continues to grow, with more than 300 boys and girls part of the system in 2016. SAP targets boys aged 9 - 12 and girls aged 9 - 13, providing a pathway into Development Squads/State Teams through football training and education that will help them improve technically, tactically, physically and socially.

The Girls Skill Acquisition Program was only introduced this year and we expect more young girls to come into the

program in 2017.

The challenge for this age group is to make sure the quality is not diluted too much at club level and at the same time provide a broader number of players the opportunity to learn fundamental skills during the foundations of their development.

This also give us the opportunity to expose more coaches to an environment where they can learn how to apply the FFSA/ FFA methodology and consequently improve as coaches. We are very pleased with the way this program is progressing.

STATE DEVELOPMENT SQUADS

The programs continue to offer both males and females in South Australia the chance to represent our State Nationally and as a bigger picture send visual message to local clubs and coaches, showcasing a playing style model for Football in South Australia.

The main purpose is to provide players with a consistent approach and the best possible opportunity to develop and learn the appropriate skills and knowledge required to be an elite footballer, overall we were very pleased with how our teams progressed this year.

All the squads have embraced our playing style and the standard of football displayed was excellent throughout the year.

Players at this level need a training environment that resembles the game, where players are presented with football problems and challenged to solve them.

Playing in the FFSA competition tested players on different levels every week, particularly when facing older and physically stronger teams, which proved to be challenging at times, but also creating learning opportunities, highlighting the importance of these programs for young player's development.

Objectives and tasks are a constant part of the training and games methodology, encouraging players to overcome obstacles and improve individually and as a group.

2016 U13'S - U14'S & NTC SQUADS BOYS

2016 Squads Boys		
NTC	U14's	U13's
Cameron O'Doherty	Jamie Signorello	Rastko Ljubic
Christopher Vivian	Charlie Yull	Rhys Thompson
Elliot Sims	Luis Benedetti	Noah McNamara
Gideon Arok	Daniel Bressan	Nicholas Pedicini
Cooper Nunn	Yaya Dukuly	Darcy Barry
Ryan Mayo	Morgan Evans	Marco Talladira
Liam Andijanto	Luke Frangakis	Theo Sprumont
Taras Gomulka	Noah Holmes	Michael Cittadini
Jai King	Matthew Jones	Taine Muscroft
Jay Barnett	Luis Lawrie-Lattanzio	Keshav Shrestha
Noah Benouzekri	Raymond Muhoma	Julian Ionni
Giullermo Amor	Paul Pavlou	Dion Meggetto
Abdul Balamba	Alexandar Popovic	Mohamed Bility
Jaiden Diamantis	Raphael Rodrigues	Nicholas Aretzis
Stefan Casalbore	Dylan Silvestri	Luca Callisto
Domenic Costanzo	Kerrin Stokes	Adam Leombruno
Adam Iommazzo	Noah Blazeka	Stanley Hlawn Ching
Peter Katsambis	Jordan Garcia	Senay Shahbedin
Antony Piscioneri	Zade Heinicke	Tolomy Liapis
Charlie Mavros	Adam D'Agostino	Isaac Benouzekri
Noah Smith	Jordan Tsimopoulos	Jason Konstandopoulos
Anthony Mavrolambados	Max Williams	Christian D'Argenio
Patrick Griffin	Ophir Yanchman	Ethan Alagich
Jasper Kelley	Tommy (Anastasios) Tsakyrios	
Luca Meggetto		
Coaching Staff	Coaching Staff	Coaching Staff
Head Coach: Carl Veart	Head Coach: Elvis Markov	Head Coach: Richie Alagich
Assistant Coach: Mike Harkness	Assistant Coach: Paul Vanis	Assistant Coach: Valdo Blazeka
Physio/Trainer: Deane Stephens	Physio/Trainer: Josh Avery	Physio/Trainer: Mark Elsey
Team Manager: Stephen Claridge	John Meijer	

2016 U13'S - U14'S & NTC SQUADS BOYS

2016 Squads GIRLS		
NTC	U14's	U13's
Catlin White	Xiaoxing Bachmann	Eleni Apostolidis
Chelsie Dawber	Olivia Beer	Michaela Belmonte
Meleri Mullan	Talia Bilardo	Sarah Branford
Cammie Williams	Katie Bowler	Natalie Frantzis
Grace Abbey	Georgia Box	Jasmine Franks
Nora Peat	Gabriella DeMarco	Emily Gale
Elena Psaroulis	Charlotte Grant	Kira Glinz
Georgie Nicola	Nikki Henkens	Abby Gurnett
Georgia Bailey	Georgia Iannella	Yasmina Kasumovic
Micaela Quinn	Ivana Jaric	Abby-Rose MacDonald
Emily Hodgson	Madison Jones	Sophie McGrath
Harriet Burnett	Alana Lanuzza	Emilia Murray
Mabel Day	Gemma Macfarlane	Lexi Panagiotidis
Courtney Mitchell	Claudia Morena	Charlotte Phillips
Elle Printzis	Laura Niejalke	Nicola Scalzi
Susan Roberts	Dani O'Donnell	Hunter Strudwick
Chanel Todino	Aless Raschella	Alanah Ursino
Chanel Todino	Hannah Roffe	Ereni Vitoulkas
Sharni Tansell	Millie Scott	Charlotte Waters
Evelyn Goldsmith	Zoe Tolland	Hannah Freer
Isabella Zunic	Ella Tonkin	
Georgia Iannella	Trinity Tytler-Kelly	
Coaching Staff	Coaching Staff	Coaching Staff
Head Coach: Michael Matricciani	Head Coach: Jonathan Ruse	Head Coach: Neil Fleming
Assistant Coach: Marijana Rajcic	Assistant Coach: Maria Jose Rojas	Assistant Coach: Filipe Nogueira
Physio/Trainer: Corrie Abbey	Physio/Trainer: Julie Adams	Physio/Trainer: Ashleigh Mitchell
Team Manager: Geoff Hodgson	Team Manager: Carli Pfltzner	Team Manager: Liz McGrath

PLAYERS IDENTIFIED THROUGH THE FFSA PROGRAM

Our vision continuous to be long term and we are starting to see some positive results. It is particular pleasing to see a number of players that have been part of the FFSA program receiving the opportunity at the top level of the game in Australia, with Adelaide United and other A League clubs as well as our NPL competition.

Players Identified Through The FFSA Program (Last 5 Years)				
AIS Joeys S	AU Youth Team	FFSA NPL	A League	Overseas
Joshua Barresi (AIS)	Daniel Margush	Adam Piscioneri (Campbelltown City)	Daniel Margush (Adelaide United)	Stefan Mauk (Socceroos/Holland)
John Karatzas (AIS)	Riley McGree	Nicholas Polli (WT Birkalla)	Riley McGree (Adelaide United)	Awer Mabil (Denmark)
Jacob Melling (AIS)	Jordan Maricic	Dylan Smith (Adelaide City)	Dylan Smith (Adelaide United now Adelaide City)	Thomas Deng (Holland)
Dylan Picket (AIS)	Tommy Stokes	Anthony Trimboli (Adelaide Blue Eagles)	Ben Warland (Adelaide United)	Franz Pjetri (Italy/Udinese)
Ben Warland (AIS/Joeys)	Alec Maiolo	Jordan Pudler (Adelaide City)	Marc Marino (Adelaide United)	
Jordan Pudler (AIS/Joeys)	Isaac Richards	David Signore (Adelaide Olympic)	Mark Ochieng (Adelaide United)	
Mark Ochieng (AIS/Joeys)	Ben Warland	Carlo Armiento (Adelaide City)	Joshua Barresi (Newcastle Jets)	
Marc Marino (AIS)	Jordan O'Doherty	John Karatzas (West Adelaide)	Brandon Borrello (Brisbane Roar)	
Dylan Smith (AIS)	Jordan Maricic	Alex Solari (Adelaide Blue Eagles)	Ryan Kitto (Adelaide United)	
Christian Verbi (AIS)	Apostolos Stamatelopoulos	Chris Skull (WT Birkalla)	Ben Garrucio (Adelaide United)	
Zak Waters (AIS /Joeys)	Marc Marino	Zach Hristodouloupoulos (Adelaide Comets)	Jacob Melling (Adelaide United, Melbourne City, Western Sydney)	
Riley McGree (Joeys)	Aladdin Irabona	Elvis Kamsoba (Melbourne Knights)	Jordan Elsey (Adelaide United)	
Tommy Stokes (Joeys)	Mrck Ochieng	Michael Gravas (Sturt Lions)	Jordan O'Doherty (Adelaide United)	
Charlie Devereux (AIS /Joeys)	Blake Carpenter	Alexander Woodlands (Adelaide Comets)	Lachlan Brook (Adelaide United)	
Stefan Mauk (AIS, Joey)	Ryan Yates	Bailey Truscott (MetroStars)		
Lachlan Brook (AIS/ Joeys)	Charlie Devereux	Liam Miller (Modbury Jets)		
Ryan Yates (Joeys)	Zak Waters	Jack Yull (West Adelaide)		
Marco Krantis (Joeys)	Paul Wilson	Allan Welsh (Adelaide Comets)		
Japer Kelley (Joeys)	Lachlan Brook	Bradley Corbo (Adelaide City)		
Louis D'Arrigo (AIS/Joeys)	Bailey Truscott (MetroStars)	Paul Radice (Croydon Kings)		
Melad Ahmad (AIS)		Shaun Harvey (Campbelltown City)		
		Dion Kirk (Campbelltown City)		
		Anthony Costa (Adelaide City)		

AFRICAN NATIONS CUP

WENDY CARTER

THE AFRICAN NATIONS CUP CONTINUES TO BE ONE OF THE MOST SIGNIFICANT EVENTS ON THE AFRICAN COMMUNITY CALENDAR AS WELL AS THE ANNUAL FOOTBALL CALENDAR. THE EVENT HAS GAINED A REPUTATION AS BEING ONE OF THE MOST SUCCESSFUL AFRICAN NATIONS CUP IN AUSTRALIA AND AS SUCH ATTRACTS PLAYERS FROM ACROSS COUNTRY.

Football Federation SA has been conducting the African Nations Cup since 2013 with the support of the Office for Recreation and Sport and the African Communities Council of South Australia (ACCSA). Each year the event is reviewed, with stakeholders providing feedback through an online survey. The review is utilized to determine the success of the event on and off the field, if the event was conducted within budget and any suggested recommendations to be considered for future tournaments.

The 2015 event highlighted the following areas to be addressed in preparation for the 2016 tournament;

- 1. The maximum number of players that each team could select.
- 2. Selection process for players to be eligible to participate.
- 3. Selection of teams into groups.
- 4. Value adding to the tournament.

Prior to the 2016 African Nations Cup a meeting was held with ACCSA and nominated liaison officer. The role of the liaison officer was to be the conduit between FFSA and the team managers, ensuring that information leading up to and during the tournament was clearly communicated. This initial meeting addressed the areas highlighted from 2015 as well as establishing timelines for the 2016 tournament.

The following changes were implemented for the 2016 tournament;

- 1. The maximum number of players that each team could select was capped at 24.
- 2. Teams were placed in pools according to their finishing position from the 2015 tournament or based on being a new team entry in 2016. Once teams were allocated to pools, teams were selected into groups, with a minimum of one team from each pool being placed into a group. This selection process alleviated the potential of the top teams being selected into the same group.

3. Value adding to the tournament.

This was a key objective of Football Federation SA. In 2016 all head coaches of each of the participating teams was provided with the opportunity to undertake a Senior Coaching Course. The course was provided free of charge and on completion each coach gained a coaching accreditation, providing an avenue to pursue other opportunities in coaching outside of the African Nations Cup. A total of 16 coaches achieved a coaching accreditation, ensuring that all teams that participated in the African Nations Cup were coached by an accredited coach.

Football is a sport for everyone. It is played by males and females of all ages and as such Football Federation SA implemented a number of activities that show cased this during the event. A women’s game was held in the lead up to the Grand Final and a number of come and try activities for juniors were conducted throughout the four day event. Information was made available to link participants to ongoing programs and/or clubs.

The 2016 African Nations Cup was conducted from 1-3 and 8 October 2016 at Elite Systems Football Centre with a total of sixteen teams participating in the event, an increase of two teams from that of 2015. A total of 348 players participated in the tournament.

1. Liberia	2. South Africa	3. South Sudan	4. Zimbabwe
5. Burundi	6. DR Congo	7. Kenya	8. Rwanda
9. Sierra Leone	10. Congo Brazaville	11. Eritrea	12. Malawi
13. Ethiopia	14. Guinea	15. Egypt	16. Ghana

Four new teams participated in the 2016 African Nations Cup, Kenya, Malawi, Rwanda and Zimbabwe. Two teams did not participate from that of 2015, Somalia and Uganda, due to player availability.

The format of the competition consisted of four groups of four teams, with teams in each group playing each other once. At the conclusion of the group stage, the top two teams from each group progressed into the quarter-finals, the full format of the finals is outlined below;

Quarter Finals

Quarter Final 1:	Winner of Group A	v	2nd Placed Team in Group B
Quarter Final 2:	Winner of Group B	v	2nd Placed Team in Group A
Quarter Final 3:	Winner of Group C	v	2nd Placed Team in Group D
Quarter Final 4:	Winner of Group D	v	2nd Placed Team in Group C

Semi-Finals

The winning teams from the Quarter-Finals progressed into the Semi-Finals;

Semi-Final 1:	Winner of QF 1	v	Winner of QF 4
Semi-Final 2:	Winner of QF 2	v	Winner of QF 3

Grand Final and 3rd and 4th Playoff

The two winning teams from the semi-finals progressed into the Grand Final, the two losing teams competed in the third and fourth play-off game;

3rd/4th Play-Off	Losing Team SF1	v	Losing Team SF2
Grand Final	Winning Team SF1	v	Winning Team S

The Grand Final was played between, Burundi and DR Congo. At the conclusion of the game, Burundi were crowned 2016 African Nations Cup Champions defeating DR Congo by four goals two.

DR Congo player Shomari Sabatho gained the Highest Goal Scorer award while Burundi player, Elvis Kamusoba, was awarded the Player of the Tournament.

The main challenge that organisers encountered with the event was the extreme weather conditions in the lead up to and during the tournament. The group stages of the event were to be held at Burton Park, a three field facility. Due to the extreme rainfall, the fields were unplayable and the event was moved to Elite Systems Football Centre. The schedule of games were adapted to accommodate the changes in venue and all teams should be commended in their approach to work collectively to overcome the challenges presented due to the weather conditions.

The African Nations Cup continues to show case the significant talent that exists within the African Communities and the passion that the players, team officials, community leaders and spectators have for the event. It should be noted that players from this tournament have been identified and signed by Adelaide United, Hyundai A-League Club. Football Federation SA recognises the importance and prestige of this event and is committed to providing first class facilities, match officials, administration and support personnel to conduct the tournament.



CLUB CONFERENCE

FOOTBALL FEDERATION SA CONTINUED TO HOST THE CLUB CONFERENCE IN 2016 WITH THE FOCUS BEING TO PROVIDE VOLUNTEERS AND CLUB OFFICIALS WITH RELEVANT INFORMATION AND TOOLS TO ASSIST THEM IN THEIR ROLES. VOLUNTEERS ARE KEY TO THE OPERATIONS OF CLUBS AND ASSOCIATIONS AND FOOTBALL FEDERATION SA IS COMMITTED TO UPSKILLING AND PROVIDING RESOURCES TO ENHANCE THE DEVELOPMENT OF CLUBS.

The Club Conference was offered free of charge to all affiliated clubs and associations, with an option for non affiliated clubs to attend for a minimal fee.

The conference provided a cross section of subject matter covering sport specific sessions as well as topics that provide d professional development for volunteers and overall club development support.

The program for the day is outlined here;

8:45am		Registration of Participants
9.00am	Session 1	The Role of a Ground Steward
10.00am	Session 2	The Role and Responsibilities of a Club Board/Committee
11.00am		Morning Tea
11.15am	Session 3	Team App Team App is a platform that allows teams and social groups to improve communication by creating their own smartphone app.
12.00pm	Session 4/5	Obligations of clubs in relation to Employees and Volunteers Concussion/Injury Prevention
1.00pm		Lunch
1.45pm	Session 6/7	Use of Social Social Media Sports Taping
2.45pm		Afternoon Break
3.00pm	Session 8	How to Recruit and Retain Volunteers?

Over the course of the day in excess of 100 club officials attended the conference. FFSA is committed to building on this event and working with clubs to identify relevant subject matter as well as value add to the conference for all attendees.





HALL OF FAME INDUCTEES

S. (Simon) Catanzaro

**HALL OF CHAMPIONS as a member for
OUTSTANDING PERFORMANCE**

Born in Blacktown, New South Wales

Contributed to the game of football as a Player
and Coach

Been involved in the game as a Player in excess of 26
years and has represented South Australia 5 times, was
also U20 Young Socceroo Squad Member 1999-2001

The first of only two (2) players to win the Player
of the Year Award (Sergio Melta Medal) three
(3) times, 2005, 2007 & 2008, 2005 while with
Adelaide Olympic FC and twice with Campbelltown
City 2007 & 2008 both while Captain of the Club. In
2005 was also Club Player of the Year with Adelaide
Olympic FC and in 2008 & 2009 won Pre-Season Cup
winners Medals with Campbelltown City



J. (Jason) Trimboli

**HALL OF CHAMPIONS as a member for
OUTSTANDING PERFORMANCE**

Born in Torrensville, South Australia

Contributed to the game of football as a Player
and Coach

Played over 400 games in South Australia scoring
in excess of 285 goals and represented the State
13 times, also represented the State at SAASL level,
was a Member of the Premier League Team of the
Year in 2003

Won the SASF-FFSA Golden Boot Award 6 times
and the SAASL Golden Boot Award twice, won the
Individual club Top Goal Scorer Award on 20 different
occasions 16 times in the Pro-League and 4 times
in the SAASL. Won Premier League Championship
Medals 1998 & 2002 and a Fed Cup Winners Medal
in 2003 along with Summer Cup Winners Medals
2004 & 2007, also won SAASL Championship
Medals 2012 & 2014 plus SAASL Challenge Cup
Winners Medal 2012



CELEBRATION OF FOOTBALL

THE ANNUAL CELEBRATION OF FOOTBALL, HELD THIS YEAR AT THE ADELAIDE CONVENTION CENTRE - WAS THE FEDERATION'S LARGEST TO DATE, WITH OVER 750 MEMBERS OF THE STATE FOOTBALL COMMUNITY IN ATTENDANCE.

Included in this ever-growing number of people, for the first time, was the State Treasurer, Mr. Tom Koutsantonis MP who addressed the packed Exhibition Hall in between speeches from FFSA President, Sam Ciccarello and Federation CEO, Michael Carter.

From there, the night was expertly hosted by Fox Sports and ABC Commentator Stephanie Brantz and Nova 91.9 and Socceroos Stadium Host, Jarrod Walsh.

To separate the Community Awards from the Senior Elite Competitions, FFSA's two new Hall of Fame inductees - Simon Catanzaro and Jason Trimboli delivered their acceptance speeches after our Volunteers of the Year, Bianca Simeoni and Antonio Fedele, had been recognised for their immense contribution in not just 2016 but for a number of years that have grown the sport of football in South Australia.

With the establishment of a PlayStation 4 Women's National Premier League and a Senior Men's State League Two Competition, the quantity of award winners celebrated at this evening continues to expand.

FFSA congratulates each and every award winner on the night - headlined by a tied vote count for the Sergio Melta Medal PlayStation 4 National Premier League Player of the Year between Adelaide Blue Eagles forward, Jean-Claude Boyokino and Adelaide Comets defender, Allan Welsh.

Adelaide City FC's Daniela Di Bartolo streaked ahead of Adelaide University's Golden Boot winner, Marie Jose Rojas in the final rounds of the inaugural PlayStation 4 Women's National Premier League Season to claim the Shirley Brown Medal as the Women's Premier League Player of the Year.

Adelaide City's Premiership-winning Coach, Damian Mori claimed NPL Coach of the Year whilst Fulham United's Max Primaro, claimed the Bob Bush Women's NPL Coach of the Year following his side's Premier and State League Cup win.

Recipients of a new PlayStation 4 as the NPL and WNPL Rising Stars were Ryan Yates, 16 year-old midfielder at West Torrens Birkalla and Claudia Jenkins, Fulham United's 18 year-old goalkeeper.



Shirley Brown Medal -
Daniela Di Bartolo, Adelaide City



Coach of the Year -
Damian Mori, Adelaide City - 2016 Premiers

AWARD WINNERS

Absentees:

PlayStation 4 National Premier League Awards:
Sergio Melta Medal - Allan Welsh, Adelaide Comets

PlayStation 4 National Premier League Team of the Year: Goalkeeper - Nicholas Harpas, Campbelltown City

PlayStation 4 Women's National Premier League Awards: Bob Bush Coach of the Year - Max Primaro Fulham United - 2016 Women's Premier & State League Cup Champions.

Referee Awards: Mike Ingham Referee of the Year - Daniel Elder

Community and Group Awards: Carlo Barbo Award - Most Improved Level 3 Referee - Jack Robinson

Women's Collegiate League Golden Boot - Jordan Lambert, Seymour Old Collegians

Women's Division 2 Golden Boot - Patty Vanduin, Flinders Flames

Women's Collegiate League Player of the Year - Claudia Addicott, Westminster Old Scholars

Women's Division 3 Player of the Year - Samantha Decena, Adelaide University

Women's Division 2 Player of the Year - Molly Fletcher, Flinders Flames

State League Two Under 18's Player of the Year - Pasifiqueb Niyongable, Gawler Eagles SC

Women's State League Reserves Player of the Year - Ashleigh Fairhead, Stirling District

PLAYSTATION 4 WOMEN'S NATIONAL PREMIER LEAGUE AWARDS *continued*



PS4 Pathway Award & Rising Star Award - Claudia Jenkins, Fulham United



Goalkeeper of the Year - Sarah Willacy, Adelaide City



Ann Sergeant Player of the Year - Alexandra Chidiac, Campbelltown City



Coach of the Year - Paul Morris, Salisbury Inter



Golden Boot Award - Natasha Pritchard, Salisbury Inter



Goalkeeper of the Year - Izabel Czechowicz, Campbelltown City

PLAYSTATION 4 NATIONAL PREMIER LEAGUE AWARDS



Sergio Melta Medal - Jean-Claude Boyokino, Adelaide Blue Eagles



Marcellina Player of the Year - Fabian Barbiero, MetroStars



Defender - Matthew Halliday, Adelaide City



Defender - Iain Fyfe, Campbelltown City



Defender - Jake Halliday, Campbelltown City



Defender - Scott Nagel, West Torrens Birkalla

PLAYSTATION 4 NATIONAL PREMIER LEAGUE TEAM OF THE YEAR



Midfielder - Fabian Barbiero, MetroStars



Midfielder - Nicholas Bucco, Adelaide City



Midfielder - Adam Piscioneri, Campbelltown City



Forwards - Jean-Claude Boyokino, Adelaide Blue Eagles



Forwards - Nikola Mileusnic, Adelaide City



Forwards - Anthony Costa, Adelaide City

STATE LEAGUE ONE AWARDS



Coach of the Year - Damian Mori, Adelaide City - 2016 Premiers



PS4 Pathway Award & John Aloisi Rising Star Award - Ryan Yates, West Torrens Birkalla



Player of the Year - Bob Telfer Medal - Jace Cummins, Cumberland United



Coach of the Year - Chris Goddard, Sturt Lions



Milan Ivanovic Golden Boot - Kyle Markham, The Cove FC



Les Ivory Goalkeeper of the Year - Samuel Lennon, White City FC

STATE LEAGUE TWO AWARDS



Player of the Year - Daniel Stavrakis, Seaford Rangers



Coach of the Year - Steve Kitchin, Noarlunga United



Golden Boot Award - Armstrong Gaye, Gawler Eagles SC



Goalkeeper of the Year - Marc Talbot, Seaford Rangers



Shirley Brown Medal - Daniela Di Bartolo, Adelaide City



Golden Boot Award - Maria Jose Rojas, Adelaide University

PLAYSTATION 4 WOMEN'S NATIONAL PREMIER LEAGUE AWARDS

REFEREE AWARDS



Mick O'Malley Young Referee of the Year - Daniel Cook



David Gardiner Award - Most Improved Level 2 Referee - Maddison Kennedy



Referee Rising Star Development Award - Nick Elagin



Women's Division 5 Golden Boot - Justyna Dul, University SA Soccer Club



Women's Division 4 Golden Boot - Donna Coulthard, Tea Tree Gully



Women's Division 3 Golden Boot - Azalea Graham, Metro United

COMMUNITY AND GROUP AWARDS



Women's Division 1 Golden Boot - Helena Ruggiero, Eastern Elite



Women's Collegiate League Player of the Year - Amy Wiseman, Pembroke Old Scholars



Women's Division 5 Player of the Year - Joanna Dgiacoma, Barossa United



Women's Division 4 Player of the Year - Tegan Broome, Elizabeth Downs



Women's Division 4 Player of the Year - Enya Tunn, Mount Barker United



Women's Division 1 Player of the Year - Alysia Panagakos, Adelaide University



State League Two Reserves Player of the Year - Steven Reed, Seaford Rangers



Women's State League Reserves Golden Boot - Jaimee Clayton, Salisbury Inter



Rab Jones Award - State League One Under 18's Player of the Year - Brandon Scaffidi, Salisbury United



Len Alagich Award - State League One Reserves Player of the Year - Darryl Harvey, Adelaide Hills



John Francis Award - PlayStation 4 National Premier League SA Under 18 Player of the Year - Matthew Sikand, West Adelaide



PlayStation 4 Women's National Premier League SA Reserves Golden Boot - Melanie Comyns, Para Hills Knights



PlayStation 4 Women's National Premier League SA Reserves Golden Boot - Chrissy Panagaris, Metro United



PlayStation 4 Women's National Premier League SA Reserves Player of the Year - Melanie Comyns, Para Hills Knights



PlayStation 4 National Premier League SA Reserve Player of the Year - Osman Fofana, West Adelaide



Community Coach of the Year - Kosta Jaric, Adelaide University SC



Volunteer of the Year - Bianca Simeoni, Salisbury Inter



Volunteer of the Year - Antonio Fedele, North West Junior Soccer Association

CHAMPIONS

PLAYSTATION 4 NATIONAL PREMIER
LEAGUE CHAMPIONS 2016
Campbelltown City



PLAYSTATION 4 WOMEN'S NATIONAL
PREMIER LEAGUE CHAMPIONS 2016
Metro United



STATE LEAGUE 1
LEAGUE CHAMPIONS 2016
Cumberland United



STATE LEAGUE 2
LEAGUE CHAMPIONS 2016
Noarlunga United



WOMEN'S PREMIER & STATE CUP FINAL
WINNERS 2016
Fulham United



FINANCIAL STATEMENTS

STATEMENT OF PROFIT OR LOSS AND OTHER COMPREHENSIVE INCOME FOR THE FOURTEEN MONTHS ENDED 31 DECEMBER 2016

		Year ended 31 DEC 2016	Fourteen Months ended 31 DEC 2015
REVENUE	Note	\$	\$
Grant revenue	2	1,003,428	1,925,637
Other revenues	2	4,743,258	3,973,097
Employee benefits expenses		(1,987,220)	(1,902,308)
Goods and Services expenses	3	(3,302,308)	(2,937,733)
Finance Costs		(649)	(2,187)
Depreciation and amortisation expenses	8	(312,838)	(239,530)
Current year surplus before income tax		143,672	816,976
Income tax expense		-	-
Current year surplus (deficit) for the year		143,672	816,976
Other comprehensive income		-	-
TOTAL COMPREHENSIVE INCOME FOR THE YEAR		143,672	816,976
TOTAL COMPREHENSIVE INCOME ATTRIBUTABLE TO MEMBERS OF THE ENTITY		143,672	816,976

STATEMENT OF FINANCIAL POSITION AS AT 31 DECEMBER 2016

		31-Dec-16	31-Oct-15
CURRENT ASSETS	Note	\$	\$
Cash and Cash Equivalents	4	10,510,102	708,536
Accounts Receivable and Other Debtors	5	507,801	348,511
Inventories on Hand		13,105	11,216
Other Current Assets	6	397,703	219,253
TOTAL CURRENT ASSETS		11,428,711	1,287,516
NON-CURRENT ASSETS			
Property, Plant and equipment	7	4,376,801	4,319,130
TOTAL NON-CURRENT ASSETS		4,376,801	4,319,130
TOTAL ASSETS		15,805,512	5,606,646
CURRENT LIABILITIES			
Accounts Payable and Other Payables	8	637,811	425,887
Income in Advance		436,187	374,813
Unexpected Grants		10,004,289	315,571
Employee Provisions	9	299,027	237,892
Borrowings	10	12,037	17,050
TOTAL CURRENT LIABILITIES		11,389,351	1,371,213
NON-CURRENT LIABILITIES			
Employee Provisions	9	32,276	46,072
Borrowings	10	50,852	-
TOTAL NON-CURRENT LIABILITIES		83,128	46,072
TOTAL LIABILITIES		11,472,479	1,417,285
NET ASSETS		4,333,033	4,189,361
EQUITY			
Retained Surplus		4,233,033	4,129,361
Capital Replacement Reserve	16	100,000	60,000
TOTAL EQUITY		4,333,033	4,189,361

STATEMENT OF CHANGES IN EQUITY FOR THE FOURTEEN MONTHS ENDED 31 DECEMBER 2016

	Retained Surplus	Capital Replacement Reserve	Total
	\$	\$	\$
Balance at 1 November 2014	3,352,385	20,000	3,372,385
Net surplus for the period	816,976	-	816,976
Other comprehensive income for the year	-	-	-
TOTAL COMPREHENSIVE INCOME ATTRIBUTABLE TO MEMBERS OF THE EQUITY FOR THE YEAR	816,976	-	816,976
Movement in Reserve	(40,000)	40,000	-
Balance at 31 December 2015	4,129,361	60,000	4,189,361
Balance at 1 January 2016	4,129,361	60,000	4,189,361
Comprehensive income			
Net surplus for the year	143,672	-	143,672
Other comprehensive income for the year	-	-	-
TOTAL COMPREHENSIVE INCOME ATTRIBUTABLE TO MEMBERS OF THE EQUITY FOR THE YEAR	143,672	-	143,672
Movement in Reserve	(40,000)	40,000	-
Balance at 31 December 2016	4,233,033	100,000	4,333,033

STATEMENT OF CASH FLOWS FOR THE YEAR ENDED 31 DECEMBER 2016

	31-Dec-16	31-Oct-15
CASH FLOW FROM OPERATING ACTIVITIES	\$	\$
Cash receipts and grants in the course of operations	15,266,504	5,830,918
Cash payments in the course of operations	(5,161,314)	(5,660,602)
Finance Costs	(649)	(2,187)
Interest received	21,700	9,776
Net cash provided by (used in) operating activities	10,126,241	177,905
CASH FLOW FROM INVESTING ACTIVITIES		
Payments for plant and equipment	(445,514)	(1,407,464)
Receipts from disposal of plant and equipment	75,000	-
Net cash used in investing activities	(370,514)	(1,407,464)
CASH FLOWS FROM FINANCING ACTIVITIES		
Borrowings (net of repayments)	45,839	(25,014)
Net cash provided by/(used in) financing activities	45,839	(25,014)
NET INCREASE (DECREASE) IN CASH HELD	9,801,566	(1,254,573)
Cash at the beginning of the financial year	708,536	1,963,109

CASH AND CASH EQUIVALENTS AT THE END OF THE FINANCIAL YEAR

4	10,510,102	708,536
---	------------	---------

NOTES TO THE FINANCIAL STATEMENTS FOR THE YEAR ENDED 31 DECEMBER 2016

NOTE 1 - SUMMARY OF SIGNIFICANT ACCOUNTING POLICIES

Basis of Preparation

Football Federation SA Incorporated applies Australian Accounting Standards - Reduced Disclosure Requirements as set out in AASB 1053: *Application of Tiers of Australian Accounting Standards* and AASB 2010-2: *Amendments to Australian Accounting Standards arising from Reduced Disclosure Requirements* and other applicable Australian Accounting Standards - Reduced Disclosure Requirements.

The financial statements are general purpose financial statements that have been prepared in accordance with Australian Accounting Standards - Reduced Disclosure Requirements of the Australian Accounting Standards Board (AASB) and the Associations Incorporation Reform Act 2012. The association is a not-for-profit entity for financial reporting purposes under Australian Accounting Standards.

Australian Accounting Standards set out accounting policies that the AASB has concluded would result in financial statements containing relevant and reliable information about transactions, events and conditions. Material accounting policies adopted in the preparation of the financial statements are presented below and have been consistently applied unless stated otherwise.

The financial statements, except for the cash flow information, have been prepared on an accruals basis and are based on historical costs, modified, where applicable, by the measurement at fair value of selected non-current assets, financial assets and financial liabilities. The amounts presented in the financial statements have been rounded to the nearest dollar.

Accounting Policies

(a) Income Tax

The Association is not subject to income tax and therefore no income tax expense or income tax payable is shown in the financial statements.

(b) Fair Value of Assets and Liabilities

The association measures some of its assets at fair value on a recurring basis.

Fair value is the price the association would receive to sell an asset or would have to pay to transfer a liability in an orderly (ie unforced) transaction between independent, knowledgeable and willing market participants at the measurement date.

As fair value is a market-based measure, the closest equivalent observable market pricing information is used to determine fair value. Adjustments to market values may be made having regard to the characteristics of the specific asset or liability. The fair values of assets and liabilities that are not traded in an active market are determined using one or more valuation techniques. These valuation techniques maximise, to the extent possible, the use of observable market data.

To the extent possible, market information is extracted from either the principal market for the asset or liability (ie the market with the greatest volume and level of activity for the asset or liability) or, in the absence of such a market, the most advantageous market available to the entity at reporting date (ie the market that maximises the receipts from the sale of the asset or minimises the payment made to transfer the liability, after taking into account transaction costs and transport costs).

For non-financial assets, the fair value measurement also takes into account a market participant's ability to use the asset in its highest and best use, or to sell it to another market participant that would use the asset in its highest and best use.

The fair value of liabilities and the entity's own equity instruments (excluding those related to share-based payment arrangements) may be valued, where there is no observable market price in relation to the transfer of such financial instrument, by reference to observable market information where such instruments are held as assets. Where this information is not available, other valuation techniques are adopted and, where significant, are detailed in the respective note to the financial statements.

(c) Property, Plant and Equipment

Plant and equipment

Plant and equipment are measured on the cost basis and are therefore carried at cost less accumulated depreciation and any accumulated impairment losses. In the event the carrying amount of plant and equipment is greater than its estimated recoverable amount, the carrying amount is written down immediately to its estimated recoverable amount and impairment losses recognised either in profit or loss or as a revaluation decrease if the impairment losses relate to a revalued asset. A formal assessment of recoverable amount is made when impairment indicators are present (refer to Note 1(g) for details of impairment).

The cost of fixed assets constructed within the association includes the cost of materials, direct labour, borrowing costs and an appropriate proportion of fixed and variable overheads.

Subsequent costs are included in the asset's carrying amount or recognised as a separate asset, as appropriate, only when it is probable that future economic benefits associated with the item will flow to the association and the cost of the item can be measured reliably. All other repairs and maintenance are recognised as expenses in profit or loss during the financial period in which they are incurred.

Depreciation

The depreciable amount of all fixed assets, including buildings and capitalised lease assets, is depreciated on a straight-line basis over the asset's useful life commencing from the time the asset is held ready for use. Leasehold improvements are depreciated over the shorter of either the unexpired period of the lease or the estimated useful lives of the improvements.

The depreciation rates used for each class of depreciable asset are:

Leasehold Improvements	5.0%-	5.1%
Motor Vehicles	17.5%	
Plant & Equipment	7.5%	100%

The assets' residual values and useful lives are reviewed and adjusted, if appropriate, at the end of each reporting period.

Gains and losses on disposals are determined by comparing net proceeds with the carrying amount. These gains and losses are recognised in profit or loss in the period in which they occur. When revalued assets are sold, amounts included in the revaluation relating to that asset are transferred to retained surplus.

(d) Leases

Leases of fixed assets, where substantially all the risks and benefits incidental to the ownership of the asset (but not the legal ownership) are transferred to the association, are classified as finance leases.

Finance leases are capitalised by recognising an asset and a liability at the lower of the amount equal to the fair value of the leased property or the present value of the minimum lease payments, including any guaranteed residual values. Lease payments are allocated between the reduction of the lease liability and the lease interest expense for the period.

Leased assets are depreciated on a straight-line basis over their estimated useful lives where it is likely that the Association will obtain ownership of the asset or ownership over the term of the lease.

Lease payments for operating leases, where substantially all the risks and benefits remain with the lessor, are recognised as expenses on a straight-line basis over the lease term.

Lease Incentives under operating leases are recognised as a liability and amortised on a straight-line basis over the life of the lease term.

(e) Financial Instruments

Initial recognition and measurement

Financial assets and financial liabilities are recognised when the entity becomes a party to the contractual provisions to the instrument. For financial assets, this is equivalent to the date that the Association commits itself to either purchase or sell the asset (ie trade date accounting is adopted).

Financial instruments are initially measured at fair value plus transaction costs except where the instrument is classified 'at fair value through profit or loss' in which case transaction costs are expensed to profit or loss immediately.

Classification and subsequent measurement

Financial instruments are subsequently measured at either fair value, amortised cost using the effective interest rate method or cost.

Amortised cost is calculated as the amount at which the financial asset or financial liability is measured at initial recognition less principal repayments and any reduction for impairment, and adjusted for any cumulative amortisation of the difference between that initial amount and the maturity amount calculated using the effective interest method.

The *effective interest method* is used to allocate interest income or interest expense over the relevant period and is equivalent to the rate that exactly discounts estimated future cash payments or receipts (including fees, transaction costs and other premiums or discounts) through the expected life (or when this cannot be reliably predicted, the contractual term) of the financial instrument to the net carrying amount of the financial asset or financial liability. Revisions to expected future net cash flows will necessitate an adjustment to the carrying amount with a consequential recognition of an income or expense item in profit or loss.

(i) Financial assets at fair value through profit or loss

Financial assets are classified at "fair value through profit or loss" when they are held for trading for the purpose of short-term profit taking, derivatives not held for hedging purposes, or when they are designated as such to avoid an accounting mismatch or to enable performance evaluation where a group of financial assets is managed by key management personnel on a fair value basis in accordance with a documented risk management or investment strategy. Such assets are subsequently measured at fair value with changes in carrying amount being included in profit or loss.

(ii) Loans and Receivables

Loans and receivables are non-derivative financial assets with fixed or determinable payments that are not quoted in an active market and are subsequently measured at amortised cost. Gains or losses are recognised in profit or loss through the amortisation process and when the financial asset is derecognised.

(iii) Held-to-maturity investments

Held-to-maturity investments are non-derivative financial assets that have fixed maturities and fixed or determinable payments, and it is the association's intention to hold these investments to maturity. They are subsequently measured at amortised cost. Gains or losses are recognised in profit or loss through the amortisation process and when the financial asset is derecognised.

(iv) Available-for-sale investments

Available-for-sale investments are non-derivative financial assets that are either not capable of being classified into other categories of financial assets due to their nature or they are designated as such by management. They comprise investments in the equity of other entities where there is neither a fixed maturity nor fixed or determinable payments.

They are subsequently measured at fair value with any remeasurements other than impairment losses and foreign exchange gains and losses recognised in other comprehensive income. When the financial asset is derecognised, the cumulative gain or loss pertaining to that asset previously recognised in other comprehensive income is reclassified into profit or loss.

Available-for-sale financial assets are classified as non-current assets when they are not expected to be sold within 12 months after the end of the reporting period. All other available-for-sale financial assets are classified as current assets.

(v) Financial Liabilities

Non-derivative financial liabilities are subsequently measured at amortised cost. Gains or losses are recognised in profit or loss through the amortisation process and when the financial liability is derecognised.

Impairment

A financial asset (or a group of financial assets) is deemed to be impaired if, and only if, there is objective evidence of impairment as a result of one or more events (a "loss event") having occurred, which has an impact on the estimated future cash flows of the financial asset(s).

In the case of available-for-sale financial assets, a significant or prolonged decline in the market value of the instrument is considered to constitute a loss event. Impairment losses are recognised in profit or loss immediately. Also, any cumulative decline in fair value previously recognised in other comprehensive income is reclassified into profit or loss at this point.

In the case of financial assets carried at amortised cost, loss events may include: indications that the debtors or a group of debtors are experiencing significant financial difficulty, default or delinquency in interest or principal payments; indications that they will enter bankruptcy or other financial reorganisation; and changes in arrears or economic conditions that correlate with defaults

When the terms of financial assets that would otherwise have been past due or impaired have been renegotiated, the association recognises the impairment for such financial assets by taking into account the original terms as if the terms have not been renegotiated so that the loss events that have occurred are duly considered.

Derecognition

Financial assets are derecognised when the contractual right to receipt of cash flows expires or the asset is transferred to another party whereby the entity no longer has any significant continuing involvement in the risks and benefits associated with the asset. Financial liabilities are derecognised when the related obligations are discharged or cancelled, or have expired. The difference between the carrying amount of the financial liability extinguished or transferred to another party and the fair value of consideration paid, including the transfer of non-cash assets or liabilities assumed, is recognised in profit or loss.

(f) Impairment of Assets

At the end of each reporting period, the association assesses whether there is any indication that an asset may be impaired. If such an indication exists, an impairment test is carried out on the asset by comparing the recoverable amount of the asset, being the higher of the asset's fair value less costs to sell and value in use, to the asset's carrying amount. Any excess of the asset's carrying amount over its recoverable amount is recognised immediately in profit or loss, unless the asset is carried at a revalued amount in accordance with another Standard (eg in accordance with the revaluation model in AASB 116). Any impairment loss of a revalued asset is treated as a revaluation decrease in accordance with that other Standard.

Where it is not possible to estimate the recoverable amount of an individual asset, the association estimates the recoverable amount of the cash-generating unit to which the asset belongs.

Where the future economic benefits of the asset are not primarily dependent upon the asset's ability to generate net cash inflows and when the entity would, if deprived of the asset, replace its remaining future economic benefits, value in use is determined as the depreciated replacement cost of an asset.

Where an impairment loss on a revalued asset is identified, this is recognised against the revaluation surplus in respect of the same class of asset to the extent that the impairment loss does not exceed the amount in the revaluation surplus for that class of asset.

(g) Employee Provisions

Short-term employee benefits

Provision is made for the association's obligation for short-term employee benefits. Short-term employee benefits are benefits (other than termination benefits) that are expected to be settled wholly before 12 months after the end of the annual reporting period in which the employees render the related service, including wages, salaries and sick leave.

The association's obligations for short-term employee benefits such as wages, salaries and sick leave are recognised as a part of current trade and other payables in the statement of financial position.

Other long-term employee benefits

Provision is made for employees' annual leave entitlements not expected to be settled wholly within 12 months after the end of the annual reporting period in which the employees render the related service. Other long-term employee benefits are measured at the present value of the expected future payments to be made to employees. Expected future payments incorporate anticipated future wage and salary levels, durations of service and employee departures, and are discounted at rates determined by reference to market yields at the end of the reporting period on government bonds that have maturity dates that approximate the terms of the obligations. Any remeasurements of obligations for other long-term employee benefits for changes in assumptions are recognised in profit or loss in the periods in which the changes occur.

The association's obligations for long-term employee benefits are presented as non-current

provisions in its statement of financial position, except where the association does not have an unconditional right to defer settlement for at least 12 months after the reporting date, in which case the obligations are presented as current provisions.

(h) Cash and Cash Equivalents

Cash and cash equivalents include cash on hand, deposits held at-call with banks, other short-term highly liquid investments with original maturities of three months or less, and bank overdrafts.

(i) Accounts Receivable and Other Debtors

Accounts receivable and other debtors include amounts due from members as well as amounts receivable from customers for goods sold in the ordinary course of business. Receivables expected to be collected within 12 months of the end of the reporting period are classified as current assets. All other receivables are classified as non-current assets.

Accounts receivable are initially recognised at fair value and subsequently measured at amortised cost using the effective interest method, less any provision for impairment. Refer to Note 1(f) for further discussion on the determination of impairment losses.

(j) Revenue and Other Income

Non-reciprocal grant revenue is recognised in the statement of comprehensive income when the Association obtains control of the grant and it is probable that the economic benefits gained from the grant will flow to the Association and the amount of the grant can be measured reliably.

If conditions are attached to the grant which must be satisfied before it is eligible to receive the contribution, the recognition of the grant as revenue will be deferred until those conditions are satisfied.

When grant revenue is received whereby the association incurs an obligation to deliver economic value directly back to the contributor, this is considered a reciprocal transaction and the grant revenue is recognised in the statement of financial position as a liability until the service has been delivered to the contributor, otherwise the grant is recognised as income on receipt.

The association receives non-reciprocal contributions of assets from the government and other parties for zero or a nominal value. These assets are recognised at fair value on the date of acquisition in the statement of financial position, with a corresponding amount of income recognised in profit or loss.

Donations and bequests are recognised as revenue when received.

Interest revenue is recognised using the effective interest method, which for floating rate financial assets is the rate inherent in the instrument. Dividend revenue is recognised when the right to receive a dividend has been established.

Revenue from the rendering of a service is recognised upon the delivery of the service to the customers.

All revenue is stated net of the amount of goods and services tax.

(k) Inventories on Hand

Inventories held for sale are measured at the lower of cost and net realisable value.

(l) Goods and Services Tax (GST)

Revenues, expenses and assets are recognised net of the amount of GST, except where the amount of GST incurred is not recoverable from the Australian Taxation Office (ATO).

Receivables and payables are stated inclusive of the amount of GST receivable or payable. The net amount of GST recoverable from, or payable to, the ATO is included with other receivables or payables in the statement of financial position.

Cash flows are presented on a gross basis. The GST components of cash flows arising from investing or financing activities which are recoverable from, or payable to, the ATO are presented as operating cash flows included in receipts from customers or payments to suppliers.

(m) Comparative Figures

When required by Accounting Standards or for improved presentation of the financial report, comparative figures have been adjusted to conform to changes in presentation for the current financial year.

(n) Accounts Payable and Other Payables

Accounts payable and other payables represent the liabilities outstanding at the end of the reporting period for goods and services received by the association during the reporting period that remain unpaid. The balance is recognised as a current liability with the amounts normally paid within 30 days of recognition of the liability.

(o) Provisions

Provisions are recognised when the association has a legal or constructive obligation, as a result of past events, for which it is probable that an outflow of economic benefits will result and that outflow can be reliably measured. Provisions recognised represent the best estimate of the amounts required to settle the obligation at the end of the reporting period.

	31-Dec-16	31-Oct-15
NOTE 2 - REVENUE AND OTHER INCOME	Note	\$
<i>Grant Revenue:</i>		
State & Federal Government Grant Revenue		1,003,4281,925,637
Total Grant Revenue		1,003,4281,925,637
<i>Other Revenue:</i>		
Interest		6,7009,776
Other		4,736,5593,963,321
Total Other Revenue		4,743,2583,973,097
TOTAL REVENUE		5,746,6875,898,734

NOTE 3 - GOODS AND SERVICES EXPENSES

Goods and Services expenditure recorded in the Statement of Comprehensive Income comprises:

Audit Fees	16,124	11,680
Bad Debts	1,385	265
Bank Charges	1,673	3,984
Communication expenses	45,576	58,943
Competition Expenses	734,797	676,008
Development Expenses	858,425	394,450
Facilities Expenses	296,453	290,452
Facilities Funding Expenses	333,529	-
FFA Fees	265,706	248,313
Futsal Expenses	193,298	104,746
Insurance	18,763	12,084
Leasing Expenses	13,282	20,230
Occupancy	76,030	128,220
Organisation review	18,746	-
Office Expenses	34,845	31,377
Provision for Doubtful Debts	4,485	-
Referee Expenses	323,861	312,289
Sundry Expenses	42,059	34,542
Technical Programs	-	582,802
Travel and Accommodation	23,271	27,348
TOTAL EXPENSES	3,302,308	2,937,733

NOTE 4 - CASH AND CASH EQUIVALENT ASSETS

Cash at bank	10,505,552	703,986
Cash on hand	4,550	4,550
TOTAL CASH ASSETS	15(a) 10,510,102	708,536

The effective interest rate on short-term bank deposits was .21% (2015:1.39%)

Reconciliation of cash

Cash at the end of the financial year as shown in the statement of cash flows is reconciled to items in the statement of financial position as follows:

Cash and cash equivalents	10,510,102	708,536
---------------------------	------------	---------

NOTE 5 - ACCOUNTS RECEIVABLE AND OTHER DEBTORS	31-Dec-16	31-Oct-15
	\$	\$
Accounts receivable	504,838	356,120
Sundry Debtors	7,448	23,486
	512,286	379,606
Less: Provision for Doubtful Debts	4,485	31,095
	507,801	348,511
Past due but not impaired (days overdue)		
<30	197,744	165,547
31-60	145,963	38,258
61-90	72,172	14,735
>90	88,959	137,580
TOTAL ACCOUNTS RECEIVABLE	504,838	356,120

NOTE 6 - OTHER CURRENT ASSETS

Prepayments	290,747	199,667
Other current assets	106,956	19,587
TOTAL OTHER CURRENT ASSETS	397,703	219,254

NOTE 7 - PROPERTY, PLANT AND EQUIPMENT

Leasehold Improvements	4,590,243	4,365,975
Less: Accumulated Amortisation	483,825	269,641
	4,106,418	4,096,334
Plant and equipment at cost	427,994	392,696
Less: Accumulated Depreciation	265,266	229,758
	162,728	162,938
Motor Vehicles at cost	150,651	91,502
Less: Accumulated Depreciation	42,996	31,644
	107,655	59,858
TOTAL PROPERTY, PLANT & EQUIPMENT	4,376,801	4,319,130

Reconciliation

Reconcillations of the carrying amounts for each class of asset are set out below:

	Leasehold Improvements	Plant & Equipment	Motor Vehicles	Total
Balance at 1 Jan 2016	4,096,334	162,938	59,857	4,319,129
Additions	351,067	35,297	59,150	445,514
Disposals at book value	(126,124)	-	-	(126,124)
Depreciation expense	(214,859)	(35,507)	(11,352)	(261,718)
CARRYING AMOUNT AT 31 DECEMBER 2016	4,106,418	162,728	107,655	4,376,801

NOTE 8 - ACCOUNTS PAYABLE AND OTHER PAYABLES

Current

Trade Creditors and Accruals	579,459	278,001
Bonds	17,926	20,912
Payroll Liabilities	64,192	64,299
GST Payable	(23,766)	62,675
TOTAL	637,811	425,887

	31-Dec-16	31-Oct-15
NOTE 9 - EMPLOYEE PROVISIONS	\$	\$
Current		
Provision for Annual Leave	168,460	143,677
Provision for Long service leave	130,567	94,215
	<u>299,027</u>	<u>237,892</u>
Non-current		
Long Service Leave	32,276	46,072
	<u>32,276</u>	<u>46,072</u>

NOTE 10 - BORROWINGS		
Current		
Hire Purchase loan - Toyota Finance	12,037	17,050
	<u>12,037</u>	<u>17,050</u>
Non-current		
Hire Purchase loan - Toyota Finance	50,852	-
	<u>50,852</u>	<u>-</u>

NOTE 15 - ADDITIONAL FINANCIAL INSTRUMENTS DISCLOSURE

The Association's financial instruments consist mainly of deposits with banks, accounts payable and receivable. The Association does not have any derivative financial instruments as at 31 December 2016.

(a) Interest Rate Risk

The Association's exposure to interest rate risk, which is the risk that a financial instrument's value will fluctuate as a result of changes in market interest rates and the effective weighted average interest rates on those financial assets and financial liabilities, is as follows:

2016	Weighted Average Effective Interest Rate	Non-Interest Bearing	Floating Interest Rate	Fixed Interest Rate maturing			Total
				Within 1 Year	1 Year to 5 Years	More than 5 Years	
FINANCIAL ASSETS							
Cash and cash equivalents	0.21%	4,550	915,848	9,589,704	-	-	10,510,102
Receivables		507,801	-	-	-	-	507,801
TOTAL FINANCIAL ASSETS		512,351	915,848	9,589,704	-	-	11,017,903

FINANCIAL LIABILITIES							
Payables		637,811	-	-	-	-	637,811
Borrowings		62,889	-	-	-	-	62,889
TOTAL FINANCIAL LIABILITIES		<u>700,700</u>	<u>-</u>	<u>-</u>	<u>-</u>	<u>-</u>	<u>700,700</u>

2015	Weighted Average Effective Interest Rate	Non-Interest Bearing	Floating Interest Rate	Fixed Interest Rate maturing			Total
				Within 1 Year	1 Year to 5 Years	More than 5 Years	
FINANCIAL ASSETS							
Cash and cash equivalents	1.39%	4,550	703,986	-	-	-	708,536
Receivables		348,511	-	-	-	-	348,511
TOTAL FINANCIAL ASSETS		353,061	703,986	-	-	-	1,057,047

FINANCIAL LIABILITIES							
Payables		425,887	-	-	-	-	425,887
Borrowings		17,050	-	-	-	-	17,050
TOTAL FINANCIAL LIABILITIES		<u>442,937</u>	<u>-</u>	<u>-</u>	<u>-</u>	<u>-</u>	<u>442,937</u>

NOTE 11 - COMMITMENTS

Operating Lease Commitments			
Facilities & Office Rent	452,791	464,263	
TOTAL OPERATING LEASE COMMITMENTS	<u>452,791</u>	<u>464,263</u>	
Operating Lease Commitments are payable:			
- not later than 1 year	82,810	70,033	
- later than 1 year but not later than 5 years	369,981	394,230	
TOTAL OPERATING LEASE COMMITMENTS	<u>452,791</u>	<u>464,263</u>	
<i>Operating Lease commitments are shown at GST inclusive values.</i>			

NOTE 12 - KEY MANAGEMENT PERSONNEL

Any person(s) having authority and responsibility for planning, directing and controlling the activities of the association, directly or indirectly, including its committee members, is considered key management personnel.

Short Term Benefit	410,428	485,789
Post Employment Benefit	42,134	45,391
TOTAL COMPENSATION	<u>452,562</u>	<u>531,180</u>

NOTE 13 - AUDITOR REMUNERATION

Auditor Remuneration		
Audit services	16,124	11,680
Non-audit services	-	-
	<u>16,124</u>	<u>11,680</u>

NOTE 14 - CONTINGENT LIABILITIES

There are no contingent liabilities as at 31 December 2016.

(b) Credit Risk

The maximum exposure to credit risk, excluding the value of any collateral or other security, at balance date on recognised financial assets is the carrying amount, net of any provisions for doubtful debts, as disclosed in the balance sheet and notes to the financial statements.

The Association does not have any material credit risk exposure to any single debtor or group of debtors under financial instruments entered into by the Association other than from the State and Commonwealth government departments.

(c) Net Fair Values

The following methods and assumptions are used in determining net fair value:

For other assets and other liabilities the net fair value approximates their carrying value. No financial assets and financial liabilities are traded on organised markets.

The aggregate net fair values and carrying amounts of financial assets and financial liabilities are disclosed in the balance sheet and in the notes to the financial statements.

NOTE 16 - CAPITAL REPLACEMENT RESERVE

The Capital Replacement Reserve represents funds set aside for future replacement of assets.

NOTE 17 - ASSOCIATION DETAILS

The principal place of business for the Association is :

Football Federation SA Inc
Coopers Stadium
Level 3, Holden Street, Hindmarsh SA 5007

NOTE 18 - EVENTS AFTER THE BALANCE SHEET DATE

There have been no material events after the reporting date that have not been recognised in the financial report.

FOOTBALL FEDERATION SA INCORPORATED

STATEMENT BY MEMBERS OF THE COMMITTEE

In the opinion of the committee the financial report as set out on pages 1 to 14:

- 1 Presents a true and fair view of the financial position of Football Federation SA Incorporated as at 31 December 2016 and its performance for the year ended on that date in accordance with Australian Accounting Standards - Reduced Disclosure Requirements (including Australian Accounting Interpretations) and the Associations Incorporation Act 1985.
- 2 At the date of this statement, there are reasonable grounds to believe that Football Federation SA Incorporated will be able to pay its debts as and when they fall due.

This statement is made in accordance with a resolution of the committee and is signed for and on behalf of the committee by:

Committee Member

Committee Member

Dated this 26th day of APRIL 2017

Opinion

We have audited the financial report of Football Federation SA Incorporated ("the Entity") which comprises the statement of financial position as at 31 December 2016, the statement of comprehensive income, the statement of changes in equity and the statement of cash flows for the year then ended, and notes to the financial statements, including a summary of significant accounting policies, and the statement by members of the committee.

In our opinion, the accompanying financial report of the Entity is in accordance with the Associations Incorporation Act 1985, including:

- giving a true and fair view of the Entity's financial position as at 31 December 2016 and of its financial performance and cash flows for the year then ended; and
- complying with Australian Accounting Standards – Reduced Disclosure Requirements to the extent described in Note 1.

Basis for Opinion

We conducted our audit in accordance with Australian Auditing Standards. Our responsibilities under those standards are further described in the Auditor's Responsibilities for the Audit of the Financial Report section of our report. We are independent of the Entity in accordance with the auditor independence requirements of the Accounting Professional and Ethical Standards Board's APES 110 Code of Ethics for Professional Accountants ("the Code") that are relevant to our audit of the financial report in Australia. We have also fulfilled our other ethical responsibilities in accordance with the Code.

We believe that the audit evidence we have obtained is sufficient and appropriate to provide a basis for our opinion.

Responsibilities of Management and Those Charged with Governance for the Financial Report

Management is responsible for the preparation of the financial report that gives a true and fair view in accordance with the Australian Accounting Standards – Reduced Disclosure Requirements and the Associations Incorporation Act 1985 and for such internal control as management determines is necessary to enable the preparation of the financial report that is free from material misstatement, whether due to fraud or error.

In preparing the financial report, management is responsible for assessing the Entity's ability to continue as a going concern, disclosing, as applicable, matters related to going concern and using the going concern basis of accounting unless management either intend to liquidate the Entity or to cease operations, or have no realistic alternative but to do so.

Those charged with governance are responsible for overseeing the Entity's financial reporting process.

Auditor's Responsibilities for the Audit of the Financial Report

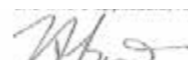
Our objectives are to obtain reasonable assurance about whether the financial report as a whole is free from material misstatement, whether due to fraud or error, and to issue an auditor's report that includes our opinion. Reasonable assurance is a high level of assurance, but is not a guarantee that an audit conducted in accordance with Australian Auditing Standards will always detect a material misstatement when it exists. Misstatements can arise from fraud or error and are considered material if, individually or in the aggregate, they could reasonably be expected to influence the economic decisions of users taken on the basis of this financial report.

As part of an audit in accordance with the Australian Auditing Standards, we exercise professional judgement and maintain professional scepticism throughout the audit. We also:

- Identify and assess the risks of material misstatement of the financial report, whether due to fraud or error, design and perform audit procedures responsive to those risks, and obtain audit evidence that is sufficient and appropriate to provide a basis for our opinion. The risk of not detecting a material misstatement resulting from fraud is higher than for one resulting from error, as fraud may involve collusion, forgery, intentional omissions, misrepresentations, or the override of internal control.
- Obtain an understanding of internal control relevant to the audit in order to design audit procedures that are appropriate in the circumstances, but not for the purpose of expressing an opinion on the effectiveness of the Entity's internal control.
- Evaluate the appropriateness of accounting policies used and the reasonableness of accounting estimates and related disclosures made by the management.
- Conclude on the appropriateness of the management's use of the going concern basis of accounting and, based on the audit evidence obtained, whether a material uncertainty exists related to events or conditions that may cast significant doubt on the Entity's ability to continue as a going concern. If we conclude that a material uncertainty exists, we are required to draw attention in our auditor's report to the related disclosures in the financial report or, if such disclosures are inadequate, to modify our opinion. Our conclusions are based on the audit evidence obtained up to the date of our auditor's report. However, future events or conditions may cause the Entity to cease to continue as a going concern.
- Evaluate the overall presentation, structure and content of the financial report, including the disclosures, and whether the financial report represents the underlying transactions and events in a manner that achieves fair presentation.

We communicate with those charged with governance regarding, among other matters, the planned scope and timing of the audit and significant audit findings, including any significant deficiencies in internal control that we identify during our audit.

We also provide the those charged with governance with a statement that we have complied with relevant ethical requirements regarding independence, and to communicate with them all relationships and other matters that may reasonably be thought to bear on our independence, and where applicable, related safeguards.



Trevor Basso - Partner
 Basso Newman & Co
 Chartered Accountants
 286 Flinders Street, Adelaide
 Dated this 28th day of April 2017



STATISTICAL INFORMATION



LEAGUE TABLES - NATIONAL PREMIER LEAGUE 2016

2016 PlayStation 4 NPL

Pos	Team	P	W	D	L	F	A	Pts
1	Adelaide City	22	17	2	3	62	27	53
2	Campbelltown City	22	15	4	3	45	19	49
3	WT Birkalla	22	12	4	6	42	24	40
4	Adelaide Blue Eagles	22	11	4	7	51	34	37
5	Adelaide Comets	22	11	3	8	41	39	36
6	MetroStars	22	11	2	9	39	34	35
7	West Adelaide	22	8	6	8	34	33	30
8	Croydon Kings	22	7	3	12	34	39	24
9	Adelaide United FC	22	7	1	14	22	43	22
10	Adelaide Olympic	22	6	4	12	38	60	22
11	South Adelaide	22	6	1	15	31	52	19
12	Raiders	22	4	0	18	25	60	12

2016 PlayStation 4 NPL Reserves

Pos	Team	P	W	D	L	F	A	Pts
1	MetroStars	22	14	1	5	53	22	43
2	Adelaide City	22	12	3	5	39	19	39
3	Adelaide Comets	22	11	4	5	36	25	37
4	West Adelaide	22	10	4	6	43	31	34
5	Adelaide Blue Eagles	22	10	3	7	48	37	33
6	Campbelltown City	22	10	3	7	43	42	33
7	Croydon Kings	22	10	2	8	45	36	32
8	Adelaide Olympic	22	8	2	10	39	47	26
9	Raiders	22	5	1	14	34	61	16
10	WT Birkalla	22	4	2	14	36	55	14
11	South Adelaide	22	2	3	15	15	56	9

2016 State League 1

Pos	Team	P	W	D	L	F	A	Pts
1	Cumberland United	22	15	3	4	61	24	48
2	Para Hills Knights	22	13	4	5	33	27	43
3	White City	22	12	4	6	46	29	40
4	Sturt Lions	22	12	3	7	41	27	39
5	The Cove FC	22	12	3	7	39	29	39
6	Modbury Jets	22	9	5	8	33	35	32
7	Adelaide Victory	22	9	3	10	40	43	30
8	Salisbury United	22	7	7	8	26	30	28
9	Western Strikers	22	8	3	11	30	36	27
10	Pirates	22	6	6	10	29	31	24
11	Adelaide Hills	22	4	5	13	32	51	17
12	Playford	22	1	2	19	21	69	5

2016 State League 1 Reserves

Pos	Team	P	W	D	L	F	A	Pts
1	Para Hills Knights	22	15	4	3	57	22	49
2	Cumberland United	22	13	5	4	41	30	44
3	White City	22	13	3	6	43	27	42
4	Adelaide Hills	22	11	5	6	60	45	38
5	The Cove FC	22	9	6	7	44	41	33
6	Modbury Jets	22	9	5	8	48	39	32
7	Sturt Lions	22	9	1	12	50	53	28
8	Western Strikers	22	8	3	11	38	44	27
9	Adelaide Victory	22	8	3	11	40	52	27
10	Pirates	22	5	5	12	37	48	20
11	Salisbury United	22	4	7	11	34	49	19
12	Playford	22	3	3	16	26	68	12

2016 State League 2

Pos	Team	P	W	D	L	F	A	Pts
1	Noarlunga United	18	12	2	2	39	13	38
2	Gawler	18	10	2	4	43	27	32
3	Seaford United	18	8	6	2	35	21	30
4	Adelaide Cobras	18	7	5	4	36	19	26
5	Fulham United FC	18	6	6	4	28	22	24
6	Vipers FC	18	6	1	9	26	31	19
7	Northern Demons	18	5	3	8	29	31	18
8	Eastern United	18	3	1	12	24	58	10
9	Mount Barker United SC	18	2	0	14	16	54	6

2016 State League 2 Reserves

Pos	Team	P	W	D	L	F	A	Pts
1	Adelaide Cobras	18	11	4	1	50	18	37
2	Seaford Rangers	18	11	2	3	64	24	35
3	Noarlunga United	18	10	4	2	74	17	34
4	Northern Demons	18	9	2	5	36	24	29
5	Fulham United FC	18	8	2	6	39	31	26
6	Vipers FC	18	5	0	11	34	52	15
7	Mount Barker United SC	18	4	1	11	19	53	13
8	Gawler	18	4	1	11	28	78	13
9	Eastern United	18	1	2	13	12	59	5

2016 PlayStation 4 NPL Under 18

Pos	Team	P	W	D	L	F	A	Pts
1	Adelaide City	22	16	1	5	75	26	49
2	WT Birkalla	22	16	1	5	57	25	49
3	Adelaide Comets	22	15	0	7	58	31	45
4	Campbelltown City	22	13	3	6	45	26	42
5	West Adelaide	22	12	3	7	52	34	39
6	Croydon Kings	22	12	1	9	57	38	37
7	SA NTC	22	11	2	9	58	46	35
8	MetroStars	22	10	1	11	48	34	31
9	Raiders	22	9	1	12	39	39	28
10	Adelaide Blue Eagles	22	5	0	17	27	104	15
11	Adelaide Olympic	22	4	0	18	41	86	12
12	South Adelaide	22	2	1	19	18	86	7

2016 State League 1 Under 18

Pos	Team	P	W	D	L	F	A	Pts
1	Western Strikers	22	16	1	5	88	39	49
2	Salisbury United	22	14	5	3	75	25	47
3	Para Hills Knights	22	13	2	7	77	41	41
4	Playford	22	13	2	7	66	32	41
5	Cumberland United	22	13	2	7	67	39	41
6	Modbury Jets	22	13	2	7	57	35	41
7	Pirates	21*	7	5	9	20	30	26
8	Sturt Lions	22	8	2	12	28	59	26
9	Adelaide Victory	22	7	3	12	33	54	24
10	Adelaide Hills	21*	6	2	13	33	73	20
11	The Cove FC	22	6	0	16	32	75	18
12	White City	22	1	2	19	25	99	5

2016 State League 2 Under 18

Pos	Team	P	W	D	L	F	A	Pts
1	Gawler	18	13	2	1	87	43	41
2	Fulham United FC	18	13	2	1	54	16	41
3	Noarlunga United	18	8	2	6	33	32	26
4	Seaford Rangers	18	7	4	5	63	36	25
5	Eastern United	18	7	2	7	36	36	23
6	Northern Demons	18	7	2	7	35	39	23
7	Adelaide Cobras	18	5	1	10	30	42	16
8	Vipers FC	18	3	2	11	32	64	11
9	Mount Barker United SC	18	0	1	15	20	82	1

HIGHEST GOAL SCORERS 2016

2016 PlayStation 4 NPL SA

Player Name	Team	M	Goals	YC	RC
Anthony Costa	Adelaide City	21	19	4	
Fausto Erba	Adelaide Olympic	20	15	4	
Jean-Claude Boyokino	Adelaide Blue Eagles	22	15	2	
Nikola Mileusnic	Adelaide City	22	15	2	
Fumiya Suzuki	WT Birkalla	22	14	3	

2016 State League 1

Player Name	Team	M	Goals	YC	RC
Kyle Markham	Cove FC	17	14	8	1
Callum Flanagan	Para Hills Knights	22	13	2	
Jace Cummins	Cumberland United	22	12	2	
Lewis May	Cumberland United	21	11	2	
Mohammad Nazari	White City	21	11	3	

2016 State League 2

Armstrong Gaye	Gawler	15	20	4	
Kegan Osborne	Noarlunga United	16	13	3	
Dayle Anderson	Seaford Rangers	16	12		
Ibrahim Bigirimana	Gawler	14	10	1	
Jaylan Capurso	Northern Demons	13	10		

2016 Reserves PlayStation 4 NPL SA

Linus Johnston	Campbelltown City	13	16		
Luke Whittaker	MetroStars	20	14	1	
Joshua Farrell	Croydon Kings	20	11	4	
Hamish Mccabe	Adelaide Blue Eagles	17	10	1	
Andrew Orphanou	Adelaide City	9	9		

2016 State League 1 Reserves

Darryl Harvey	Adelaide Hills	17	20	1	
Steven Ward	Para Hills Knights	13	16	1	
Callum Hutchins	Sturt Lions	16	14	5	
Joshua Fragnito	Western Strikers	19	13	2	
Justin Kite	Sturt Lions	20	12	4	

2016 State League 2 Reserves

Domenico Trimboli	Fulham United FC	15	16	3	
Daniel Evers	Seaford Rangers	11	12		
Oscar Maddison-Harris	Adelaide Cobras	16	12		
Nicholas Coulter	Seaford Rangers	9	10	1	
Clayton Bradley	Noarlunga United	6	9	1	

2016 PlayStation 4 NPL SA U18

Dylan D'Agostino	Adelaide City	22	27	2	
Hamish Anderson	Adelaide Comets	21	21	1	
Peter Katsambis	SA NTC	22	19		
Asad Abbasi	Croydon Kings	17	17	1	
Zac Miller	West Adelaide	20	16	5	1

2016 State League 1 U18

Jacob Lavery	Western Strikers	18	26		
Declan Williams	Para Hills Knights	14	24	4	
Douglas Mccandlish	Salisbury United	21	22	2	
Leigh Collins	Playford	21	21	5	
Luke Miller	Para Hills Knights	19	20	2	1

2016 State League 2 U18

Pasifiqueb Niyongable	Gawler	14	41	6	
Deng Akoy	Gawler	15	23	3	
Armin Muminovic	Fulham United FC	13	16	1	
Joshua Cahill	Seaford Rangers	16	13		
Nathan Lucas	Seaford Rangers	15	12	1	

NPL FINAL SERIES

PS4 NPLSA Premier League - Final Series

Week 1				
20/08/2016	Qualifying Final	Campbelltown City	0 v 2	Adelaide City*
20/08/2016	Elimination Final	Adelaide Blue Eagles	3 v 2	Adelaide Comets
21/08/2016	Elimination Final	WT Brikalla	1 v 0	MetroStars
Week 2				
27/08/2016	Qualifying Final	Adelaide City	2 v 1	Campbelltown City*
<i>*Adelaide City won on aggregate 4 - 1</i>				
27/08/2016	Elimination Final	WT Brikalla	2 v 1	Adelaide Blue Eagles
Week 3				
3/09/2016	Preliminary Final	Campbelltown City	4 v 0	WT Birkalla
Week 4				
10/09/2016	Grand Final	Adelaide City	0 v 1	Campbelltown City

PS4 NPLSA Premier League Reserves - Final Series

Week 1				
20/08/2016	Elimination Final	Adelaide Comets	2 v 3	Campbelltown City
20/08/2016	Elimination Final	West Adelaide	2 v 1	Adelaide Blue Eagles
21/08/2016	Qualifying Final	MetroStars	2 v 1	Adelaide City*
Week 2				
27/08/2016	Qualifying Final	Adelaide City	0 v 2	MetroStars*
<i>*MetroStars won on aggregate 4 - 1</i>				
27/08/2016	Elimination Final	Campbelltown City	1 v 2	West Adelaide
Week 3				
3/09/2016	Preliminary Final	Adelaide City	2 v 3	West Adelaide
Week 4				
10/09/2016	Grand Final	MetroStars	2 v 0	West Adelaide

PS4 NPLSA Premier League Under 18 - Final Series

Week 1				
20/08/2016	Elimination Final	Campbelltown City	1 v 2	West Adelaide
20/08/2016	Elimination Final	Adelaide Comets	2 v 0	Croydon Kings
21/08/2016	Qualifying Final	WT Birkalla	1 v 2	Adelaide City*
Week 2				
27/08/2016	Qualifying Final	Adelaide City	0 v 0	WT Birkalla*
<i>*Adelaide City won on aggregate 2 - 1</i>				
27/08/2016	Elimination Final	Adelaide Comets	3 v 1	West Adelaide
Week 3				
3/09/2016	Preliminary Final	WT Birkalla	5 v 1	Adelaide Comets
Week 4				
11/09/2016	Grand Final	Adelaide City	1 v 2	WT Birkalla

WESTFIELD FFA CUP PRELIMINARY ROUND (FEDERATION CUP) 2016 RESULTS

Preliminary Round - Saturday 19th March 2016

International SC	1v10	Adelaide Uni - Grads Red	Casadio Park
Gambier Centrals SC	3v2	Renmark Olympic SC	Casadio Park
Rostrevor Old Collegians SC	2v0	Apollo SC	TK Shutter Reserve
Barmera United SC	3v4	Gawler SC	Barmera P2
Adelaide Cobras	3v1	Vipers FC	Frank Mitchell Park
Eastern United FC	4v3	Mount Barker United SC	Athelstone Recreation Reserve
Northern Demons	3v0	Seaford Rangers	Byrne Park

Round 2 - Friday 1st April 2016

Pirates	4v1	Noarlunga United	Pirate Park
---------	-----	------------------	-------------

Saturday 2nd April 2016

Para Hills Knights	1v4	Croydon Kings	The Paddocks
Fulham United FC	2v1	Cove FC	Collins Reserve
Adelaide Comets	8v2	South Adelaide Panthers	SA Athletics Stadium
White City	2v1	Modbury Jets	Frank Mitchell Park
Campbelltown City SC	4v0	Sturt Lions	Steve Woodcock Sports Centre
West Adelaide SC	4v0	Salisbury United	Adelaide Shores Football Centre
Gawler SC	1v0	Rostrevor Old Collegians SC	Karbeethan Reserve
Adelaide Hills Hawks	(1)1v1(3) AET	Cumberland United FC	Hawks Nest
Northern Demons	1v3	Adelaide Olympic FC	Byrne Park
Raiders	0v1	MetroStars SC	Croatian Sports Centre
WT Birkalla	2v0	Adelaide Victory FC	Jack Smith Park
Adelaide Blue Eagles	4v1	Adelaide Cobras	Marden Sports Complex
Western Strikers	7v0	Gambier Centrals SC	Carnegie Reserve
Adelaide City	2v0	Playford City	Adelaide City Park

Wednesday 6th April 2016

Eastern United FC	0v7	Adelaide Uni - Grads Red	University Ovals
-------------------	-----	--------------------------	------------------

Round 3 - Monday 25th April 2016

Croydon Kings	4v1	Adelaide Uni - Grads Red	Polonia Reserve
WT Birkalla	1v4	Cumberland United FC	Jack Smith Park
Western Strikers	3v0	White City	Carnegie Park
Adelaide City	1v2	Adelaide Blue Eagles	Adelaide City Park
West Adelaide SC	1v4	Pirates	Adelaide Shores Football Centre
Gawler SC	0v6	MetroStars SC	Karbeethan Reserve
Adelaide Olympic FC	1v2	Campbelltown City SC	The Parks Football Centre
Adelaide Comets	2v0	Fulham United FC	The Parks Football Centre

Quarter Finals - Saturday 28th May 2016

Croydon Kings	1v0	Campbelltown City SC	Polonia Reserve
Western Strikers	1v2	MetroStars SC	Carnegie Reserve
Adelaide Comets	1v0	Adelaide Blue Eagles	SA Athletics Stadium

Wednesday 1st June 2016

Cumberland United FC	2v1	Pirates	A.A Bailey Reserve
----------------------	-----	---------	--------------------

Semi Finals - Tuesday 14th June 2016

Adelaide Comets	2v1	Cumberland United FC	Adelaide Shores Football Centre
-----------------	-----	----------------------	---------------------------------

Wednesday 15th June 2016

MetroStars SC	3v1	Croydon Kings	The Parks Football Centre
---------------	-----	---------------	---------------------------

Grand Final - Saturday 25th June 2016

Adelaide Comets	0v1	MetroStars SC	Coopers Stadium
-----------------	-----	---------------	-----------------

The winner of the Westfield FFA Cup Preliminary Round SA also awarded the FFSA Federation Cup



2016 GIRLS AND WOMEN’S LEAGUE TABLES

PlayStation 4 Women’s NPL

Pos	Team	P	W	D	L	F	A	GD	PTS
1	Metro United WFC	21	17	3	1	53	15	38	54
2	Adelaide City	21	15	2	4	51	15	36	47
3	Fulham United	21	11	1	9	29	33	-4	34
4	Adelaide University	21	10	4	7	69	52	17	33
5	West Adelaide	21	9	5	7	37	31	6	29
6	Sturt Marion	21	7	2	12	32	52	-20	20
7	Cumberland United	21	3	3	15	16	54	-38	12
8	Para Hills Knights	21	1	2	18	16	51	-35	4

Adelaide University and Para Hills Knights had one (1) point deducted for failing to meet the minimum requirements relating to the fielding of Junior teams.

Sturt Marion and West Adelaide had three (3) points deducted for failing to meet the minimum requirements relating to the fielding of Junior teams.

Women’s Reserves - PS4 NPL SA

Pos	Team	P	W	D	L	F	A	GD	PTS
1	Metro United WFC	20	17	1	2	84	28	56	52
2	Para Hills Knights	21	16	2	3	84	22	62	50
3	West Adelaide	21	12	3	6	66	38	28	39
4	Adelaide City	21	11	3	7	58	44	14	36
5	Adelaide University	21	8	3	10	52	54	-2	27
6	Cumberland United	21	5	4	12	35	55	-20	19
7	Fulham United	21	3	3	15	36	81	-45	12
8	Sturt Marion	20	1	1	18	27	120	-93	4

Round 16 - Sturt Marion v Metro United WFC - No Play Game

Women’s State League

Pos	Team	P	W	D	L	F	A	GD	PTS
1	Salisbury Inter	24	20	3	1	115	34	81	61
2	Campbelltown City	24	17	6	1	117	58	59	52
3	South Adelaide	24	15	7	2	88	47	41	47
4	Stirling Districts	24	14	9	1	70	46	24	43
5	Adelaide Comets	24	8	13	3	57	80	-23	27
6	FFSA U15 Girls	24	6	18	0	43	82	-39	18
7	Gawler	24	0	24	0	13	156	-143	0

Women’s State League Reserves

Pos	Team	P	W	D	L	F	A	GD	PTS
1	Salisbury Inter	20	19	0	1	111	19	92	58
2	Adelaide Comets	20	13	4	3	54	36	18	42
3	Campbelltown City	20	12	8	0	61	50	11	36
4	Stirling Districts	20	6	14	0	46	74	-28	18
5	South Adelaide	20	4	13	3	39	61	-22	15
6	Gawler	20	2	17	1	18	89	-71	7

Women's Division 1

Pos	Team	P	W	D	L	F	A	GD	PTS
1	Noarlunga United	20	18	2	0	53	12	41	54
2	Adelaide University	21	16	4	1	69	19	50	49
3	E.E.FC	19	12	6	1	40	30	10	37
4	Metro United WFC	20	9	5	6	31	14	17	33
5	Adelaide Jaguars	21	6	10	5	29	45	-16	23
6	Para Hills Knights	20	5	11	4	19	40	-21	19
7	Raiders	20	5	12	3	17	34	-17	18
8	Ingle Farm	21	0	21	0	1	65	-64	0

Round 13 - Para Hills Knights v Raiders - No Play Game

Round 13 - Noarlunga United v E.E.FC - No Play Game

Round 18 - E.E.FC v Metro United WFC - No Play Game

Women's Division 2

Pos	Team	P	W	D	L	F	A	GD	PTS
1	Flinders Flames	21	19	0	2	62	15	47	57
2	Cumberland United	21	17	0	4	60	20	40	51
3	Adelaide University	20	10	3	7	35	27	8	33
4	Salisbury Inter	21	10	2	9	26	33	-7	32
5	Para Hills East	21	9	1	11	34	35	-1	28
6	Elizabeth Vale	20	6	3	11	29	38	-9	21
7	Torrens Valley	21	4	0	17	17	52	-35	12
8	Eastern United	21	3	1	17	21	64	-43	10

Round 13 - Adelaide University v Elizabeth Vale - No Play Game

Women's Division 3

Pos	Team	P	W	D	L	F	A	GD	PTS
1	Adelaide University	21	16	5	0	56	23	33	48
2	UniSA	21	14	5	2	58	26	32	44
3	Ingle Farm	20	11	5	4	52	26	26	37
4	Vipers	20	10	9	1	38	39	-1	31
5	Hahndorf	20	9	9	2	32	32	0	29
6	Metro United WFC	20	6	10	4	42	43	-1	22
7	Flinders Flames	21	3	13	5	20	65	-45	14
8	Adelaide Jaguars	21	3	16	2	30	74	-44	11

Round 13 - Hahndorf v Metro United WFC - No Play Game

Women's Division 4

Pos	Team	P	W	D	L	F	A	GD	PTS
1	Angle Vale	18	15	3	0	45	10	35	45
2	Elizabeth Downs	18	14	3	1	57	25	32	43
3	Tea Tree Gully	18	12	3	3	44	24	20	39
4	Modbury Vista	18	11	5	2	36	24	12	35
5	Elizabeth Tigers	18	6	10	2	26	28	-2	20
6	Mount Barker United	18	6	10	2	33	38	-5	20
7	Adelaide University	17	5	8	4	15	23	-8	19
8	Flinders Flames	18	5	10	3	21	22	-1	18
9	Salisbury Inter	17	4	12	1	23	39	-16	13
10	Elizabeth Vale	18	1	15	2	13	80	-67	5

Round 13 - Adelaide University v Salisbury Inter - No Play Game

Women’s Division 5

Pos	Team	P	W	D	L	F	A	GD	PTS
1	Elizabeth Grove	18	17	1	0	138	8	130	51
2	Barossa United	18	16	2	0	50	14	36	48
3	UniSA	18	11	5	2	96	45	51	35
4	Brahma Lodge	18	10	6	2	51	28	23	32
5	Para Hills East	18	8	8	2	48	37	11	26
6	Northern Wolves	18	5	10	3	27	70	-43	18
7	Andrews Farm	18	5	12	1	30	81	-51	16
8	Salisbury Inter	17	5	12	0	19	43	-24	15
9	Flinders Flames	18	5	13	0	25	91	-66	15
10	Adelaide University	17	2	15	0	19	86	-67	6

Round 13 - Adelaide University v Salisbury Inter - No Play Game

Women’s Collegiate League

Pos	Team	P	W	D	L	F	A	GD	PTS
1	Seymour Old Collegians	14	14	0	0	66	10	56	42
2	Mercedes Green	14	11	3	0	56	19	37	33
3	Old Ignatians	14	10	4	0	56	24	32	30
4	Pembroke Old Scholars	14	8	6	0	58	23	35	24
5	Westminster Old Scholars	14	6	8	0	40	45	-5	18
6	Mercedes Old Collegians	14	4	9	1	13	41	-28	13
7	Sacred Heart Old Collegians	14	1	12	1	9	70	-61	4
8	Pembroke Queens	14	1	13	0	4	70	-66	3

Under 17 Girls Red

Pos	Team	P	W	D	L	F	A	GD	PTS
1	Para Hills Knights	16	16	0	0	57	5	52	48
2	Metro United WFC	15	8	4	3	22	16	6	27
3	Adelaide University	16	8	6	2	40	20	20	26
4	Cumberland United	15	6	9	0	29	36	-7	18
5	Adelaide Comets	15	3	8	4	16	44	-28	13
6	Fulham United	15	1	11	3	8	35	-27	6

Round 13 - Fulham United v Para Hills Knights - No Play Game

Round 13 - Adelaide Comets v Cumberland United - No Play Game

Under 17 Girls Blue

Pos	Team	P	W	D	L	F	A	GD	PTS
1	Adelaide City	20	18	1	1	74	14	60	55
2	South Adelaide	19	16	3	0	83	35	48	48
3	Para Hills Knights	18	8	9	1	40	34	6	25
4	Munno Para	19	7	10	2	43	54	-11	23
5	Adelaide University	20	3	14	3	23	47	-24	12
6	West Adelaide	20	2	17	1	21	100	-79	7

Round 4 - Para Hills Knights v Munno Para - No Play Game

Round 13 - Para Hills Knights v South Adelaide - No Play Game

Under 15 Girls Red

Pos	Team	P	W	D	L	F	A	GD	PTS
1	Adelaide City	17	14	2	1	81	8	73	43
2	Cumberland United	18	14	3	1	72	10	62	43
3	Fulham United	18	11	1	6	55	8	47	39
4	Campbelltown City	17	10	3	4	53	21	32	34
5	Metro United WFC	18	9	5	4	49	25	24	31
6	Adelaide University	17	6	10	1	27	47	-20	19
7	Para Hills Knights	17	5	9	3	49	62	-13	18
8	West Adelaide	16	2	14	0	18	80	-62	6
9	Sturt Marion	17	1	13	3	12	82	-70	6
10	Adelaide Comets	17	1	13	3	13	86	-73	6

Round 4 - Adelaide Comets v West Adelaide - No Play Game

Round 10 - Campbelltown City v Adelaide City - No Play Game

Round 12 - Para Hills Knights v West Adelaide - No Play Game

Round 13 - Adelaide University v Sturt Marion - No Play Game

Under 15 Girls Blue

Pos	Team	P	W	D	L	F	A	GD	PTS
1	South Adelaide	15	10	1	4	44	15	29	34
2	Adelaide Jaguars	16	9	3	4	41	17	24	31
3	Modbury Vista	16	8	4	4	37	18	19	28
4	Fulham United	16	8	5	3	29	18	11	27
5	Adelaide City	16	6	6	4	25	22	3	22
6	Gawler	16	6	7	3	29	27	2	21
7	Salisbury Inter	16	4	10	2	18	44	-26	14
8	Para Hills East	16	2	10	4	28	51	-23	10
9	Cumberland United	15	1	8	6	16	55	-39	9

Round 13 - South Adelaide v Cumberland United - No Play Game

Under 13 Girls Red

Pos	Team	P	W	D	L	F	A	GD	PTS
1	Cumberland United	20	20	0	0	85	1	84	60
2	Adelaide Comets	21	17	3	1	63	17	46	52
3	Adelaide University	21	13	7	1	41	22	19	40
4	Para Hills Knights	20	10	9	1	37	36	1	31
5	Metro United WFC	21	9	11	1	50	36	14	28
6	Fulham United	21	5	14	2	23	67	-44	17
7	Sturt Marion	21	5	14	2	20	66	-46	17
8	West Adelaide	21	0	21	0	0	74	-74	0

Round 13 - Para Hills Knights v Cumberland United - No Play Game

Under 13 Girls Blue

Pos	Team	P	W	D	L	F	A	GD	PTS
1	Adelaide Jaguars	16	15	0	1	64	1	63	46
2	Adelaide City	16	11	3	2	47	20	27	35
3	Cumberland United Green	16	10	6	0	65	31	34	30
4	Cumberland United White	16	9	5	2	54	36	18	29
5	Campbelltown City	16	8	6	2	39	35	4	26
6	Adelaide University	16	4	8	4	24	27	-3	16
7	South Adelaide	16	4	10	2	26	55	-29	14
8	Modbury Vista	16	4	11	1	26	50	-24	13
9	Para Hills East	16	0	16	0	3	93	-90	0

2016 GIRLS & WOMEN’S
WINNERS & RUNNERS UP

2016 GIRLS & WOMEN’S LEAGUE WINNERS & RUNNERS UP

	Winner	Runner Up
PlayStation 4 Women's NPL Champions	Metro United WFC	Adelaide City
PlayStation 4 Women's NPL Reserves Champions	Metro United WFC	Para Hills Knights

	Winner
PlayStation 4 Women's NPL Premiers	Metro United WFC
PlayStation 4 Women's NPL Reserves Premiers	Metro United WFC

	Winner	Runner Up
Women's State League	Salisbury Inter	Campbelltown City
Women's State League Reserves	Salisbury Inter	Adelaide Comets
Women's Division 1	Noarlunga United	Adelaide University
Women's Division 2	Flinders Flames	Cumberland United
Women's Division 3	Adelaide University	UniSA
Women's Division 4	Angle Vale	Elizabeth Downs
Women's Division 5	Elizabeth Grove	Barossa United
Women's Collegiate League	Seymour Old Collegians	Mercedes Green
Under 17 Girls Red	Para Hills Knights	Metro United
Under 17 Girls Blue	Adelaide City	South Adelaide
Under 15 Girls Red	Adelaide City	Cumberland United
Under 15 Girls Blue	South Adelaide	Adelaide Jaguars
Under 13 Girls Red	Cumberland United	Adelaide Comets
Under 13 Girls Blue	Adelaide Jaguars	Adelaide City

2016 GIRLS & WOMEN’S CUP WINNERS & RUNNERS UP

	Winner	Runner Up
Women's Premier & State League Cup	Fulham United	Adelaide City
Women's Premier & State League Cup	Metro United	Fulham United
Women's Division 1/2/3 Cup	Adelaide University	Metro United WFC
Women's Division 4/5/CWL Cup	Old Ignatians	Pembroke Old Scholars
Under 17 Girls Cup	Para Hills Knights Red	Para Hills Knights Blue
Under 15 Girls Cup	Adelaide City	Metro United WFC
Under 13 Girls Cup	Adelaide Comets	Cumberland United

PLAYSTATION 4 WOMEN’S NPL SA FINALS SERIES

Round 1			
Date: 09/09/2016			
Fulham United	3	C Tsoumbris, S Rigon, T Kezios	
Adelaide University	1	M Rojas	
Metro United WFC	1	D Cockayne	
Adelaide City	0		
Round 2			
Date: 16/09/2016			
Adelaide City	1	D Di Bartolo	
Fulham United	1	G Macri	
<i>After Extra Time Score:</i>			
<i>Penalty Shoot Out Score:</i>			
<i>Venue:</i>			
Elite Systems Football Centre			
Grand Final			
Date: 23/09/2016			
Metro United WFC	4	S Cremasco, R Dodd, C Panagaris, L Stockdale	
Adelaide City	0		

THE 2016 WOMEN’S COMPETITION
INDIVIDUAL AWARD WINNERS

Shirley Brown Player of the Year Award Winner
Daniela Di Bartolo Adelaide City

PlayStation 4 Women’s NPL Highest Goal Scorer
Maria Jose Rojas Adelaide University

PlayStation 4 Women’s NPL Goal Keeper of the Year
Sarah Willacy Adelaide City

Bob Bush Coach of the Year Award
Max Primaro Fulham United

PlayStation 4 Women’s Rising Star
Claudia Jenkins Fulham United

PlayStation 4 Women’s NPL Reserves Player of the Year
Melanie Comyns Para Hills Knights

PlayStation 4 Women’s NPL Reserves Highest Goal Scorer
Chrissy Panagaris Metro United WFC
Melanie Comyns Para Hills Knights

Women’s State League Player of the Year
Alexandra Chidiac Campbelltown City

Women’s State League Highest Goal Scorer
Natasha Pritchard Salisbury Inter

Women’s State League Goalkeeper of the Year
Izabel Czechowicz Campbelltown City

Women’s State League Coach of the Year
Paul Morris Salisbury Inter

Women’s State League Reserves Player of the Year
Ashleigh Fairhead Stirling Districts

Women’s State League Reserves Highest Goal Scorer
Jaimee Clayton Salisbury Inter

Women’s Division 1 Player of the Year
Alysia Panagakos Adelaide University

Women’s Division 1 Highest Goal Scorer
Helena Ruggiero Eastern Elite

Women’s Division 2 Player of the Year
Molly Fletcher Flinders Flames

Women’s Division 2 Highest Goal Scorer
Patty Vanduijn Flinders Flames

Women’s Division 3 Player of the Year
Samantha Decena Adelaide University

Women’s Division 3 Highest Goal Scorer
Azalea Graham Metro United WFC

Women’s Division 4 Player of the Year
Tegan Broome Elizabeth Downs

Women’s Division 4 Highest Goal Scorer
Enya Tunn Mount Barker

Women’s Division 5 Player of the Year
Joanna Dgiacoma Barossa United
Donna Coulthard Tea Tree Gully

Women’s Division 5 Highest Goal Scorer
Justyna Dul UniSA
Enya Tunn Mount Barker United

Women’s Collegiate League Player of the Year
Amy Wiseman Pembroke
Claudia Addicott Westminster

Women’s Collegiate League Highest Goal Scorer
Jordan Lambert Seymour



2016 JUNIOR LEAGUE TABLES

U12 Blue JPL

Pos	Team	P	W	L	D	F	A	GD	PTS
1	Para Hills Knights	18	15	0	3	157	9	148	48
2	Adelaide Olympic	18	15	1	2	114	10	104	47
3	Campbelltown City	18	13	2	3	122	19	103	42
4	FFSA U13 Girls	18	10	7	1	59	56	3	31
5	Playford City	18	10	7	1	60	58	2	31
6	Modbury Jets	18	9	7	2	66	39	27	29
7	Adelaide Victory FC	17	3	12	2	22	93	-71	11
8	Vipers FC	16	2	14	0	13	115	-102	6
9	Eastern United	17	1	14	2	12	83	-71	5
10	Pirates	16	1	15	0	9	152	-143	3

U12 Red JPL

Pos	Team	P	W	L	D	F	A	GD	PTS
1	Adelaide Hills	17	15	1	1	107	30	77	46
2	Noarlunga United	18	14	1	3	87	30	57	45
3	The Cove	18	13	4	1	90	30	60	40
4	Sturt Lions	18	10	6	2	64	49	15	32
5	South Adelaide	18	10	7	1	65	37	28	31
6	Mount Barker United	18	6	10	2	44	71	-27	20
7	Seaford	18	5	11	2	37	78	-41	17
8	Fulham United	17	3	9	5	37	62	-25	14
9	Adelaide Cobras	18	3	14	1	26	86	-60	10
10	Western Strikers	18	1	17	0	22	106	-84	3

U12 Yellow JPL

Pos	Team	P	W	L	D	F	A	GD	PTS
1	MetroStars	17	16	1	0	79	12	67	48
2	Adelaide Comets	17	12	4	1	39	17	22	37
3	Adelaide City	18	11	5	2	39	18	21	35
4	Raiders	18	10	6	2	36	27	9	32
5	Cumberland United	18	9	6	3	41	26	15	30
6	Adelaide Blue Eagles	18	5	11	2	32	36	-4	17
7	WT Birkalla	18	5	11	2	32	49	-17	17
8	White City	18	5	13	0	30	60	-30	15
9	West Adelaide	18	5	13	0	27	75	-48	15
10	Croydon	18	4	12	2	25	60	-35	14

U13A JPL

Pos	Team	P	W	L	D	F	A	GD	PTS
1	Raiders	22	17	1	2	96	23	73	52
2	MetroStars	21	15	3	1	79	22	57	48
3	White City	21	13	3	3	77	34	43	42
4	Cumberland United	22	13	2	5	72	34	38	41
5	Adelaide City	22	12	1	7	99	29	70	37
6	Croydon	22	9	1	10	38	64	-26	28
7	South Adelaide	22	7	1	12	54	61	-7	22
8	Para Hills Knights	22	7	1	12	56	64	-8	22
9	WT Birkalla	22	7	1	12	38	46	-8	22
10	FFSA U15 Girls	22	2	0	18	21	121	-100	6
11	Playford City	22	0	0	20	22	154	-132	0

U13 B JPL

Pos	Team	P	W	L	D	F	A	GD	PTS
1	Adelaide Blue Eagles	18	16	1	1	105	25	80	49
2	Noarlunga United	18	11	4	3	71	26	45	36
3	Adelaide Olympic	18	9	7	2	62	40	22	29
4	Seaford	18	7	6	5	45	35	10	26
5	Modbury Jets	18	8	8	2	45	36	9	26
6	Campbelltown City	18	7	7	4	61	44	17	25
7	Adelaide Victory FC	18	7	8	3	43	41	2	24
8	Eastern United	18	7	8	3	44	102	-58	24
9	Adelaide Cobras	18	4	10	4	33	67	-34	16
10	West Adelaide	18	0	17	1	7	100	-93	1

U13 C JPL

Pos	Team	P	W	L	D	F	A	GD	PTS
1	Gawler	16	12	3	1	73	32	41	37
2	Adelaide Comets	16	11	2	3	57	27	30	36
3	Fulham United	16	11	3	2	52	32	20	35
4	Sturt Lions	16	7	5	4	48	32	16	25
5	Northern Demons	16	6	5	5	31	30	1	23
6	Salisbury United	16	4	9	3	34	47	-13	15
7	Pirates	16	4	10	2	34	59	-25	14
8	Adelaide Hills	16	1	10	5	17	42	-25	8
9	The Cove	16	1	10	5	26	71	-45	8

U14 A JPL

Pos	Team	P	W	L	D	F	A	GD	PTS
1	MetroStars	20	17	2	1	77	32	45	52
2	FFSA U13 Boys	20	16	2	2	90	21	69	50
3	Raiders FC	20	8	8	4	47	46	1	28
4	The Cove	20	9	10	1	46	55	-9	28
5	Modbury Jets	19	6	5	8	34	35	-1	26
6	WT Birkalla	19	7	9	3	47	44	3	24
7	Para Hills Knights	19	7	9	3	42	54	-12	24
8	Cumberland United	19	6	8	5	38	36	2	23
9	Adelaide City	20	7	11	2	34	46	-12	23
10	Adelaide Blue Eagles	20	2	11	7	22	50	-28	13
11	Campbelltown City	20	3	13	4	25	83	-58	13

U14 B JPL

Pos	Team	P	W	L	D	F	A	GD	PTS
1	Adelaide Comets	18	15	2	1	114	32	82	46
2	Adelaide Cobras	18	14	2	2	70	24	46	44
3	Playford City	18	14	3	1	77	31	46	43
4	Eastern United	18	12	4	2	65	34	31	38
5	Noarlunga United	18	8	8	2	55	47	8	26
6	Salisbury United	18	5	10	3	29	53	-24	18
7	South Adelaide	18	5	12	1	40	75	-35	16
8	White City	18	5	13	0	31	76	-45	15
9	Adelaide Hills	18	4	12	2	42	87	-45	14
10	West Adelaide	18	0	16	2	22	86	-64	2

U14 C JPL

Pos	Team	P	W	L	D	F	A	GD	PTS
1	Fulham United	21	17	2	2	132	27	105	53
2	Adelaide Victory FC	21	16	4	1	92	33	59	49
3	Croydon	21	13	5	3	102	27	75	42
4	Western Strikers	21	12	6	3	64	41	23	39
5	Sturt Lions	21	8	12	1	70	58	12	25
6	Vipers FC	21	7	11	3	60	75	-15	24
7	Seaford	21	4	16	1	38	98	-60	13
8	Adelaide Olympic	21	0	21	0	17	216	-199	0

U15 A JPL

Pos	Team	P	W	L	D	F	A	GD	PTS
1	Adelaide Comets	22	17	2	3	79	25	54	54
2	Adelaide City	22	15	3	4	73	34	39	49
3	Raiders	22	14	4	4	50	24	26	46
4	Pirates	22	12	4	6	61	51	10	42
5	FFSA U14 Boys	21	11	6	4	85	56	29	37
6	Modbury Jets	21	9	8	4	64	56	8	31
7	Cumberland United	22	7	8	7	50	51	-1	28
8	MetroStars	22	6	10	6	53	51	2	24
9	Para Hills Knights	22	7	13	2	49	53	-4	23
10	Campbelltown City	22	6	12	4	47	68	-21	22
11	Western Strikers	22	1	18	3	28	95	-67	6
12	Adelaide Blue Eagles	22	1	18	3	23	98	-75	6

U15 B JPL

Pos	Team	P	W	L	D	F	A	GD	PTS
1	WT Birkalla	20	19	0	1	119	18	101	58
2	West Adelaide	20	15	2	3	59	21	38	48
3	Seaford	19	14	3	2	53	15	38	44
4	Salisbury United	19	12	5	2	49	19	30	38
5	Eastern United	20	8	10	2	46	48	-2	26
6	Northern Demons	20	7	10	3	42	38	4	24
7	Croydon	19	7	11	1	44	86	-42	22
8	Adelaide Hills	19	5	11	3	42	68	-26	18
9	South Adelaide	20	5	13	2	35	65	-30	17
10	Playford City	20	4	13	3	38	72	-34	15
11	FFSA NTC Girls	20	0	18	2	20	97	-77	2

U15 C JPL

Pos	Team	P	W	L	D	F	A	GD	PTS
1	Vipers FC	18	14	2	2	90	23	67	44
2	White City	18	14	3	1	78	28	50	43
3	Mount Barker United	17	12	3	2	68	23	45	38
4	The Cove	18	11	5	2	74	34	40	35
5	Adelaide Cobras	17	10	6	1	66	34	32	31
6	Noarlunga United	17	9	7	1	61	34	27	28
7	Fulham United	18	6	9	3	44	45	-1	21
8	Sturt Lions	18	3	15	0	32	99	-67	9
9	Adelaide Olympic	18	2	16	0	33	138	-105	6
10	Gawler	17	1	16	0	18	106	-88	3

U16 A JPL

Pos	Team	P	W	L	D	F	A	GD	PTS
1	Campbelltown City	22	20	1	1	81	19	62	61
2	Para Hills Knights	22	15	1	6	81	18	63	51
3	Cumberland United	22	15	5	2	58	28	30	47
4	Adelaide City	22	14	5	3	96	20	76	45
5	Western Strikers	21	12	7	2	63	23	40	38
6	Raiders	22	10	9	3	52	45	7	33
7	Adelaide Blue Eagles	22	10	9	3	51	56	-5	33
8	WT Birkalla	21	10	9	2	37	43	-6	32
9	MetroStars	22	4	15	3	34	67	-33	15
10	Croydon	22	3	17	2	29	92	-63	11
11	Salisbury United	22	3	17	2	24	105	-81	11
12	Playford City	22	0	21	1	13	103	-90	1

U16 B JPL

Pos	Team	P	W	L	D	F	A	GD	PTS
1	Gawler	24	21	2	1	141	25	116	64
2	Eastern United	24	16	5	3	76	34	42	51
3	Sturt Lions	24	16	5	3	62	39	23	51
4	Modbury Jets	24	14	8	2	79	44	35	44
5	Adelaide Comets	24	14	8	2	63	46	17	44
6	White City	23	13	8	2	47	31	16	41
7	South Adelaide	23	12	10	1	79	58	21	37
8	Adelaide Olympic	24	10	12	2	71	69	2	32
9	West Adelaide	24	8	15	1	60	100	-40	25
10	Adelaide Cobras	23	7	15	1	37	61	-24	22
11	Noarlunga United	22	6	15	1	36	71	-35	19
12	Fulham United	23	5	16	2	48	105	-57	17
13	The Cove	24	0	23	1	19	135	-116	1

U12 JSL Blue

Pos	Team	P	W	L	D	F	A	GD	PTS
1	Fulham United JSL	18	16	1	1	73	14	59	49
2	Cumberland United Green JSL	18	15	2	1	106	22	84	46
3	SA Central	18	12	3	3	74	24	50	39
4	Adelaide City Grey JSL	17	11	5	1	69	33	36	34
5	Seaford JSL	16	9	6	1	55	51	4	28
6	Noarlunga United JSL	18	7	9	2	34	53	-19	23
7	South Adelaide JSL	18	5	12	1	43	65	-22	16
8	Plympton Bulldogs	17	4	13	0	27	70	-43	12
9	Sturt Lions Orange JSL	18	3	15	0	25	98	-73	9
10	WT Birkalla Ascot Park JSL	18	1	17	0	17	93	-76	3

U12 JSL Yellow

Pos	Team	P	W	L	D	F	A	GD	PTS
1	Modbury Vista	18	15	2	1	115	14	101	46
2	Adelaide City White JSL	18	13	3	2	71	17	54	41
3	Metrostars Gold JSL	18	12	4	2	80	24	56	38
4	Adelaide University	18	12	4	2	71	36	35	38
5	Para Hills Knights White JSL	18	9	6	3	35	32	3	30
6	Modbury Jets JSL	18	7	8	3	48	56	-8	24
7	Croydon Kings JSL	18	7	11	0	40	61	-21	21
8	Adelaide Comets B JSL	17	3	14	0	26	68	-42	9
9	Salisbury United JSL	18	3	15	0	20	100	-80	9
10	West Adelaide JSL	17	1	15	1	22	120	-98	4

U13 JSL Red

Pos	Team	P	W	L	D	F	A	GD	PTS
1	MetroStars JSL	21	21	0	0	119	12	107	63
2	Adelaide City Black JSL	21	16	4	1	109	27	82	49
3	Cumberland United Gold JSL	20	14	4	2	104	26	78	44
4	Adelaide Blue Eagles JSL	20	10	9	1	57	65	-8	31
5	Adelaide Comets JSL	20	6	13	1	37	77	-40	19
6	Campbelltown City JSL	19	5	13	1	44	91	-47	16
7	Adelaide Cobras JSL	20	3	17	0	21	112	-91	9
8	Western Strikers	19	2	17	0	10	91	-81	6

U13 JSL Blue

Pos	Team	P	W	L	D	F	A	GD	PTS
1	Cumberland United Green JSL	21	14	3	4	92	42	50	46
2	WT Birkalla JSL	21	12	4	5	57	28	29	41
3	Sturt Lions Orange JSL	21	10	8	3	60	61	-1	33
4	Seaford JSL	21	8	9	4	43	42	1	28
5	South Adelaide JSL	20	9	11	0	56	54	2	27
6	Plympton	20	6	6	8	39	34	5	26
7	Noarlunga United JSL	21	7	10	4	46	73	-27	25
8	Sturt Lions Blue JSL	21	2	17	2	20	79	-59	8

U13 JSL Yellow

Pos	Team	P	W	L	D	F	A	GD	PTS
1	Modbury Vista	21	15	3	3	102	23	79	48
2	Elizabeth Grove	20	13	5	2	75	42	33	41
3	Raiders JSL	21	12	5	4	68	35	33	40
4	Croydon Kings JSL	21	9	7	5	73	61	12	32
5	Para Hills Knights JSL	20	10	8	2	68	58	10	32
6	Adelaide City White JSL	20	9	8	3	59	57	2	30
7	Modbury Jets JSL	21	3	18	0	34	129	-95	9
8	Adelaide University	20	1	18	1	29	103	-74	4

U14 JSL Red

Pos	Team	P	W	L	D	F	A	GD	PTS
1	SA Central Gold	18	13	4	1	79	27	52	40
2	Paralowie Eagles	18	12	3	3	65	24	41	39
3	Modbury Vista	18	11	4	3	56	22	34	36
4	MetroStars JSL	18	10	4	4	53	30	23	34
5	Adelaide Comets JSL	18	8	9	1	39	61	-22	25
6	Campbelltown City JSL	17	7	7	3	24	37	-13	24
7	Adelaide City JSL	17	6	8	3	34	50	-16	21
8	Para Hills Knights JSL	18	5	10	3	51	51	0	18
9	Adelaide Blue Eagles JSL	18	3	12	3	35	76	-41	12
10	Modbury Jets JSL	18	2	16	0	28	86	-58	6

U14 JSL Blue

Pos	Team	P	W	L	D	F	A	GD	PTS
1	Cumberland United Gold JSL	18	16	0	2	105	11	94	50
2	Adelaide University	18	15	3	0	84	32	52	45
3	WT Birkalla JSL	18	13	4	1	94	27	67	40
4	Cumberland United Green JSL	17	13	3	1	83	21	62	40
5	Sturt Lions JSL	18	7	10	1	49	78	-29	22
6	Plympton Bulldogs	17	5	10	2	45	68	-23	17
7	Western Strikers JSL	17	5	11	1	30	72	-42	16
8	The Cove JSL	18	4	13	1	35	69	-34	13
9	South Adelaide JSL	18	2	13	3	34	99	-65	9
10	SA Central Silver	17	2	15	0	25	107	-82	6

U15 JSL

Pos	Team	P	W	L	D	F	A	GD	PTS
1	Adelaide City JSL	23	18	4	1	109	37	72	55
2	Para Hills Knights JSL	24	17	5	2	117	44	73	53
3	Campbelltown City JSL	24	16	5	3	101	59	42	51
4	WT Birkalla JSL	23	14	7	2	106	51	55	44
5	Paralowie Eagles	22	13	5	4	89	45	44	43
6	Raiders FC JSL	23	11	7	5	70	63	7	38
7	Adelaide Comets JSL	23	9	11	3	65	61	4	30
8	Pirates JSL	23	7	11	5	50	65	-15	26
9	Seaford JSL	24	8	14	2	70	93	-23	26
10	Plympton Bulldogs	23	7	12	4	58	93	-35	25
11	Western Strikers JSL	24	7	15	2	45	119	-74	23
12	West Adelaide JSL	24	7	17	0	51	104	-53	21
13	Adelaide Cobras JSL	24	1	22	1	35	132	-97	4

U16 JSL

Pos	Team	P	W	L	D	F	A	GD	PTS
1	Modbury Vista	18	15	0	3	53	13	40	48
2	Cumberland United JSL	18	13	2	3	71	23	48	42
3	Adelaide City JSL	18	11	4	3	46	25	21	36
4	Campbelltown City JSL	18	10	7	1	51	36	15	31
5	Para Hills Knights JSL	18	9	6	3	57	37	20	30
6	Plympton	18	8	9	1	38	29	9	25
7	Adelaide University	18	4	11	3	27	75	-48	15
8	Adelaide Comets JSL	17	4	13	0	21	60	-39	12
9	SA Central	17	3	14	0	27	49	-22	9
10	Western Strikers JSL	18	2	13	3	22	66	-44	9

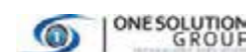


THANK YOU

MAJOR PARTNERS



SUPPORT PARTNERS



REGIONAL PARTNERS



OFFICIAL TRANSPORT PARTNER



OFFICIAL MEDICAL PARTNER



SUPPLY PARTNER





FFSA