



FFSA

2017

ANNUAL REPORT





CONTENTS

FFSA Team	4
-----------------	---

REPORTS

President's Report.....	6
CEO's Report	8

COMPETITIONS

Senior Men's Competition	11
Girls & Women's Competition	14
Junior Competition	16

COACHING & DEVELOPMENT

Referee Report.....	18
Game Development Report	22
Technical Report	28

EVENTS

African Nations Cup	32
Club Conference	36
Celebration of Football	37
Hall of Fame Inductees.....	38
Award Winners.....	40

Financial Statements.....	44
---------------------------	----

STATISTICAL INFORMATION

League Tables - National Premier League 2017 ...	52
Highest Goal Scorers 2017	55
Westfield FFA CUP Preliminary Round (Federation Cup) 2017 Results	56
Junior Girls & Women's Tables 2017	57
Junior League Tables 2017	60
League Premier & Champions	64
Honours List	65

2017 Corporate Partners	66
-------------------------------	----

FFSA TEAM

BOARD OF DIRECTORS



SAM CICCARELLO
President



ESTELLE BOWMAN
Vice President



WENDY BARRY
Director



ORAZIO DI CARLO
Director



GIUSEPPE FRANCO
Director



DAVID HEWITSON
Director



DAVID POLLOCK
Director



TONY TAORMINA
Director



FRANCIS WONG
Director

STAFF

<i>Chief Executive Officer</i>	MICHAEL CARTER
<i>Executive Assistant</i>	BROOKE HARVEY
<i>General Manager Business Services</i>	STUART SIMPSON
<i>Finance Officer</i>	SONIA BRANSON
<i>Commercial & Sponsorship Manager</i>	SCOTT HOCKENHULL
<i>Venues Manager</i>	TRISTAN OWEN
<i>Venues Coordinator</i>	CAIN DINUNZIO
<i>Head of Game Development</i>	JOHN MUNDY
<i>Coach Education Manager</i>	CRISTIANO DOS SANTOS
<i>Aldi MiniRoos Regional & Female Development Officer</i>	MATT MAYS
<i>Multicultural Development Officer</i>	VICTOR CLAYE
<i>Aldi Australia MiniRoos Development Officer</i>	JAKE BRINDLEY
<i>Administration Assistant - Game Development & Technical Teams</i>	JANE TUOHY
<i>Technical Director</i>	AIRTON ANDRIOLI
<i>Skill Acquisition Trainer (FFA)</i>	RICHIE ALAGICH
<i>Boys NTC Head Coach</i>	CARL VEART
<i>Girls NTC Head Coach</i>	MICHAEL MATTRICCIANI
<i>Under 15 Girls Head Coach & Girls SAP Coordinator</i>	JONATHAN RUSE
<i>Operations Manager</i>	WENDY CARTER
<i>Member Services Manager</i>	TRACEY DYCKER
<i>Senior Men's Football Manager</i>	GEORGE GEORGANAS
<i>Senior Mens Administration Coordinator</i>	ELVIRA LIAPTSIS
<i>Women's Competition Coordinator</i>	FIRAS SHAHIN
<i>Junior Football & Futsal Coordinator</i>	ALEX SUNASKY
<i>State Manager of Referee Development</i>	DANIEL GOODWIN
<i>Referee Administration</i>	ERIN CURKPATRICK
<i>Administration Assistant & Events</i>	HAYLEY WILLIAMS

Thank you to FFSA's hard working volunteer photographers who's work features prominently throughout this report



Football Federation SA Inc

Address	Coopers Stadium, Gate 5 Holden Street Hindmarsh SA 5007
Postal	PO Box 593 Hindmarsh SA 5007
Phone	+ 61 8 8340 3088
Email	info@ffsa.com.au
Web	www.ffsa.com.au

PRESIDENT'S REPORT



AS AN ORGANISATION WE CONTINUALLY STRIVE TO ACHIEVE POSITIVE OUTCOMES IN THE BEST INTEREST OF THE GAME IN SOUTH AUSTRALIA. THE YEAR 2017 WAS A POSITIVE ONE FOR FOOTBALL WITH A NUMBER OF IMPORTANT MILESTONES BEING ACHIEVED.

A key priority has been to achieve unification of the game in South Australia. Significant steps towards achieving this goal were realised with the South

Australian Amateur Soccer League (SAASL) Management Committee and Clubs agreeing to affiliate to Football Federation SA (FFSA).

SAASL President, Bill Bailey and a former Chairman of the SA Soccer Federation and General Secretary Alex Cichanowski (who sadly passed away following a relatively short battle with illness) were instrumental in achieving this important milestone. Alex's contribution to the game in South Australia was significant and he will be a big loss to the Football Family, however he leaves a great legacy to our sport and will be remembered as making a significant contribution over 40 plus years to the well-being and progress of football in South Australia.

Football's participation levels, which are at an all-time high in South Australia and nationally, continue to grow and I look forward with a lot of positiveness and enthusiasm to the challenges our team faces as we strive for the shared objectives of continuing and furthering the development, growth, advancement and well-being of our sport. This includes ensuring that in being effective advocates for the sport, we adopt a holistic and strategic approach in linking and aligning state and national government sport, recreation, health and social policy with initiatives at both community and elite levels to football programs and outcomes.

Our refreshed Football Facilities Development Plan was presented to the State Government in March. The priority of the plan is to assist clubs achieve positive infrastructure outcomes promoting increased participant opportunities. The plan was well received by the Office for Recreation and Sport as well as the South Australian State Government and in July our State's Treasurer announced a further \$13.5 million commitment on the back of the 2016 announcement of \$10 million towards club based infrastructure. Former Treasurer Tom Koutsantonis has been a great advocate for our game and we sincerely thank him for his support.

Football Federation SA presented a revised business case for the establishment of a State Centre for Football to the State

Government in 2017 and this was very positively received. The multi pitch \$26 million facility to be based at State Sports Park, Gepps Cross is an important infrastructure piece for Football's continued growth and will create a participation hub for future generations.


The annual Celebration of Football again proved itself to be our signature event on the state's Football calendar. More than 800 guests from a wide cross section of our strong Football community came together to celebrate achievements of the past year. Three new members of the family were inducted to our esteemed Hall of Fame and we congratulate Lia Augimeri, Tony Henshaw and Kristy Moore on their induction.

The Football Museum committee continued their great volunteer work in preserving and curating the history of Football in South Australia. The hard-working group generally go unnoticed, however their contribution to the game will be realised when a Football Museum is established. On behalf of the entire Football Family I thank Denis Harlow OAM and all members of this group for their contribution.

Thank you to the Members on the Zone Council and Advisory Groups. The Board is cognisant that we need to develop an improved engagement plan, which is an area of our on-going attention.

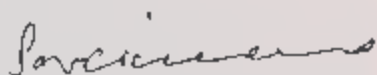
I would also like to acknowledge my fellow Board of Directors who have extended themselves above and beyond the cause and have demonstrated a strong, focused commitment towards the continued improvement of Football Federation SA. I thank my fellow directors for their considerable contribution and great value that they bring in providing strong representation, advocacy and governance of the Federation and Football in South Australia.

It has been a successful and positive 2017 for Football in South Australia but that success is particularly due to the combined willingness, commitment and passion of our associations, clubs, participants, volunteers and the dedicated staff at FFSA. CEO Michael Carter, staff and management team continue their hard work in providing the best possible environment for our players, coaches, referees, volunteers and club officials and I thank them for their commitment to the code.



Congratulations to all teams who qualified for the 2017 Finals, to Croydon Kings for winning the PlayStation 4 National Premier League Finals Series and Adelaide City for finishing the top of the table as Premiers and to MetroStars for being crowned Westfield FFA Cup Preliminary Round Winners. Congratulations to Adelaide City for taking out the 2017 Women's Premier and State League Cup and being crowned PlayStation 4 Women's National Premier League Champions and West Adelaide for the Premiers title.

The Football Family is made up of people who love and care for our sport; As club presidents, officials, players, coaches or volunteers, you are the life blood of our community and we thank you for your contribution to making Football so great.



SAM CICCARELLO

CEO'S REPORT



2017 MARKS THE END OF OUR THREE YEAR STRATEGIC PLAN FOR FOOTBALL IN SOUTH AUSTRALIA. I AM PLEASED WITH THE PROGRESSIVE STEPS MADE DURING THIS PERIOD AS WE CONTINUALLY STRIVE TO IMPROVE THE FOOTBALL ENVIRONMENT.

Football is the sport of opportunity. There are competing priorities and we are committed to continuing our path to partner with our clubs, associations, corporate partners and government to improve Football in South Australia.

Celebrating successes as a collective Football Family is important. There have been some key highlights during the past three years and the agreed affiliation of the South Australian Amateur Soccer League was an important outcome for the game in South Australia. Creating alignment and cooperation between organisations will lead to the creation of efficiencies and opportunities for players, coaches, referees and club officials. Credit must go to Football Federation SA President Sam Ciccarello and fellow Director Orazio DiCarlo for leading discussions with SAASL President Bill Bailey and General Secretary Alex Cichanowski who sadly passed away late in 2017.

Another highlight for Football Federation SA has been the success of our Infrastructure Plan that has led to an investment of in excess of \$33 million since 2015. Supporting club-based infrastructure has and will strengthen clubs and enable them to not only cater for their existing participation base but importantly expand their numbers. We have been fortunate to enjoy strong support from our State and Local Governments. Facilities at the Valo (Parks) Football Centre, Modbury Jets, Adelaide City, Seaford and Northern Demons have all been successfully managed by Football Federation SA while the Kilburn (West Adelaide), Birkalla and South Adelaide Panthers facilities are underway or nearing completion. We are deep in planning for future developments as part of stage 2 of our infrastructure plan at Mt Barker, Southern Football Facility, Cumberland, Metro Stars and the Seaton Primary School. It is expected that all projects will be completed by 2020 and we all look forward to seeing the positive impact in years to come.



Significant steps were taken in 2017 following the completion of a revised business case into the establishment of a State Centre of Football at Gepps Cross. The new football centre will assist in meeting demand by providing world class facilities that cater for all levels of the sport - from social games to elite level competition. The outdoor and indoor pitches will be capable of hosting local club games, FFSA State programs, FFA Cup matches and national and international level training.

As well as providing this playing infrastructure, the new centre will consolidate football's identity in South Australia, create a revenue stream that provides financial sustainability for the sport, and include a headquarters for Football Federation SA and other community football associations.

Facilities for the new precinct will include a show pitch with lighting to 750 lux, two community pitches illuminated to 300 lux, including a synthetic running track, three indoor futsal pitches and ten outdoor five-a-side pitches (plus room for an additional pitch in the future to accommodate growth). Each pitch is designed to be multi-purpose and accessible by other sports that play on surfaces with similar dimensions such as rugby and lacrosse.

The State Centre of Football Business Plan was presented and well received by the State Government in the final quarter of 2017.

Operationally our competitions performed well and continued to provide a solid environment for our players and clubs. Management of competitions is not an easy task. Implementing rules and regulations and maintaining positive relations is a huge challenge, however the team did this effectively and respectfully.

Expansion in the senior men's competition resulted in six new clubs entering the third division. Importantly this provided a consistent three tier, 12 team competition format with promotion and relegation and a mirrored finals series.

The Women's National Premier League continued to grow in stature and clubs embraced the double header format at Adelaide Shores and The Parks Football Centres. Some men's NPL clubs hosted double headers with their WNPL sides and this was effective in showcasing the women's game to a new audience.

Football Federation SA expanded its presence across digital platforms progressively and established a great partnership with Triple M. The partnership resulted in the launch of the Triple M video podcast called "The Real Football Show".

The Real Football Show, hosted by Triple M's Chris Dittmar, had a total viewership of more than 200,000 via Facebook across 30 episodes in 2017, with an average of 7,106 views per week (70% increase from 2016).

The launch of the RAA highlights package complimented the Match of the Round Live Stream and took coverage of both the National Premier League and Women's National Premier League to new heights, showcasing the talent on offer within



Women + Men created by corpus delecti from the Neun Project



**MATCH OFFICIALS
IDENTIFIED
through
National Youth
Championships**



**MATCH OFFICIALS
in A-League,
W-League & National
Youth League**



**301 ADVANCED
COACHES
ACCREDITED**



**1600 COMMUNITY
COACHES
ACCREDITED**



**FACILITY FUNDING
State Government
\$26 Million
Local Government
\$7 Million**

Soccer created by abdul karim, Referee Vector Icon by ProSymbols, from the Noun Project

the local game throughout the state. We are committed to continually improving our communication channels to ensure the coverage of the local game remains relevant, focused and interactive.

The recruitment, retention and continued education of Referees has been a major focus of our organisation during this period and will remain as we strive to improve numbers and standards of in South Australia. Over the past three seasons Football Federation SA has been represented in the Hyundai A-League by eight Referees. Two were appointed to a number of FIFA and AFC competitions and three appointed

to the A-League Grand Final. In addition, five of our female Referees were appointed to Westfield W-League matches, with one participating in the Westfield W-League Grand Final.

Late in 2017 a review commenced into the retention of Referees in South Australia with the aim to create a plan to "Keep Referees in the Game". This important piece of work is a priority for the game in South Australia to ensure we have sufficient numbers to officiate our games as participation continues to expand. The entire football family has a role to play in supporting and respecting our referees.

Many young players (boys and girls) progressed from our pathway programs into A-League and W-League Clubs with a number representing Australia internationally. The Technical Report featured later in the Annual Report will go into more detail and specific individuals going to higher honours.

The Football Family experienced a welcome increase in the number of coaches gaining official accreditation and in doing so improved our environment for young players to develop. A large number gained advanced coach accreditation, while the numbers through our community coach education programs were significant. Clubs and associations have embraced the need to educate leaders of our game and we will continue to offer our services.

I would like to acknowledge the very hard working and dedicated team at Football Federation SA who put in above and beyond consistently. The team continue to run excellent competitions, manage and execute quality events including the annual Celebration of Football which has become our signature event on the Football calendar and drive value to our strong list of corporate partners.

The team would like to thank the Board of Directors led by President Sam Ciccarello who all volunteer their time and provide great guidance and strategic advice for the betterment of Football in the State.

MICHAEL CARTER



SENIOR MEN'S COMPETITION REPORT

GEORGE GEORGANAS

THE 2017 SEASON WELCOMED MODBURY VISTA AND UNISA FC INTO STATE LEAGUE 2 BRINGING THE TOTAL NUMBER OF CLUBS COMPETING IN THE SENIOR MEN'S COMPETITIONS TO THIRTY-SIX. THIS ENABLED THE COMPETITIONS TO BE STRUCTURED INTO THREE DIVISIONS, EACH WITH 12 TEAMS.

IT WAS A WELL-BALANCED SEASON WITH THE EXPECTED HIGHS AND LOWS OF A SEASON BEING EXPERIENCED ACROSS ALL COMPETITIONS. THERE WERE MANY EXCITING MATCHES WITNESSED THROUGHOUT THE SEASON, CULMINATING IN MORE THAN 4,000 SPECTATORS ATTENDING THE GRAND FINAL DAY.



PLAYSTATION 4 NATIONAL PREMIER LEAGUE AND STATE LEAGUE 1 AND 2 COMPETITIONS

The thirty-six Senior Men's Clubs competed across three divisions, with twelve teams competing in each of the divisions, the PlayStation 4 National Premier League (NPL), State League 1 and State League 2 Competitions. In total 22 rounds of home and away fixtures were played.

At the end of the home and away season, Adelaide City were crowned League Premiers and as a result won the right to represent South Australia in the PlayStation 4 NPL Finals Series.

Following a hotly contested final series, Adelaide City and Croydon Kings won through to the Grand Final. Croydon Kings hitting top form at the right time of the season, coming from fourth position to secure their Grand Final berth.

After a cagey first half of the Grand Final, Croydon took the lead through a 64th minute stunner from Paul Radice. Midway through the second half, things started to heat up after Anthony Costa was brought down inside the box by Croydon keeper Nick Munro resulting in a yellow card. Nicholas Bucco stepped up to the spot with his initial strike saved by Munro only to be ordered to be retaken, with a second yellow card shown to the Croydon shot-stopper for encroaching.

Bucco made no mistake on his second attempt, slotting the ball into the bottom corner however, it didn't take long for Croydon to take back the ascendancy as Shaun McGreevy converted in open play to cap off a sensational individual finals series campaign. The final whistle produced jubilant scenes on and off the field, with Croydon Kings being crowned League Champions.

Season Honours

<i>League Premiers</i>	Adelaide City
<i>League Champions</i>	Croydon Kings

In State League One, South Adelaide were crowned League Premiers and gained automatic promotion into the PlayStation 4 NPL for 2018. The race for the top six was strongly contested with only 2 points separating 6th to 9th spot with Raiders securing the last finals place on goal difference.

In the final series, South Adelaide exited after losing the home and away fixture to Western Strikers and then were eliminated by Sturt Lions. This set up a promotion play-off for the PlayStation 4 National Premier League between Western Strikers and Sturt Lions. Sturt Lions completed a remarkable rise to the top, having only joined the Federation in 2011, by defeating Western Strikers 2-0 and securing their place in the National Premier League for 2018.

Season Honours

<i>League Premiers</i>	South Adelaide
<i>League Champions</i>	Sturt Lions

In the State League 2 competition, Seaford Rangers were crowned champions and gained automatic promotion to State League 1 for 2018.

Northern Demons finished the season two points behind in second but were unable to take their season form into the final series and were overcome by a strong finishing Fulham United FC who gained automatic promotion to State League 1 by qualifying for the Grand Final alongside Seaford, who had already been promoted.

Fulham United FC, who only joined the federation in 2016, finished the season very strongly and put Seaford Rangers to the test in the Grand Final. The scores were locked at 1-1 at the end of normal time with Seaford Rangers needing extra time to beat Fulham 2-1.

Season Honours

<i>League Premiers</i>	Seaford Rangers
<i>League Champions</i>	Seaford Rangers



PLAYSTATION 4 NATIONAL PREMIER LEAGUE - NATIONAL FINALS SERIES

As South Australia's PlayStation 4 National Premier League Premiers, Adelaide City won the right to represent South Australia in the PlayStation 4 National Premier League Finals Series.

Adelaide City's first elimination match was against APIA Leichhardt at Adelaide City Park. Both teams were coming off disappointing Grand Final defeats and were looking to make amends through the final series. APIA dominated the first half of the game, creating a few opportunities but were unable to capitalise.

In the second half, Adelaide City may have thought they could outrun APIA knowing they played through to penalties the week prior but after a nice set-up, Tasuku Sekiya broke the deadlock for APIA in the 73rd minute to set up an exciting finish. Adelaide City pushed forward to the end of the match, but APIA proved too solid in their defensive half and were able to hold on to the 1-0 scoreline.

REGIONAL GAME

FFSA continued to promote the PlayStation 4 National Premier League in the regional areas of South Australia with the Round 6 Fixture, Adelaide United and West Adelaide being played in Berri, Riverland. The Coaching and Development Department undertook a number of lead up promotional activities in schools and with the local clubs, providing free tickets to the game and posters of National Premier League and Women's National Premier League players.

WESTFIELD FFA CUP (WFFA CUP)

2017 saw the continuation of the Westfield FFA (WFFA) Cup that included each Member Federation conducting the preliminary rounds of the competition.

The competition commenced in February and culminated in June in a hotly contested final between MetroStars and Adelaide City. MetroStars were crowned Champions after defeating Adelaide City 2-0 at Coopers Stadium.

Winners MetroStars SC
Runner Up Adelaide City FC

As Champions of the 2017 WFFA Cup Preliminary Rounds SA winner, MetroStars represented South Australia in the round of 32.

MetroStars Round of 32 match was against New South Wales side Bankstown Berries at Jensen Park. It proved to be a very difficult night for MetroStars, who were defeated 2-1 at the end of full time.

2018 COMPETITION

The 2018 Senior Men's Competition structure will remain unchanged and will consist of:

<i>National Premier League</i>	12 Teams
<i>State League 1</i>	12 Teams
<i>State League 2</i>	12 Teams

Promotion and relegation will occur across all three competitions. In the National Premier League and State League 1, two teams (12th and 11th Place) will be relegated to State League 1 and State League 2 respectively with the League Premier and League Champion of State League 1 and State League 2 gaining promotion to the National Premier League and State League 1 respectively.



GIRLS & WOMEN'S COMPETITION REPORT

FIRAS SHAHIN

WOMEN'S NATIONAL PREMIER LEAGUE AND STATE LEAGUE

The PlayStation 4 Women's National Premier League capped off a magnificent home and away season with a dramatic final round. Heading into the final game of the season, the top four teams were decided by 1 point with West Adelaide being crowned League Premiers at Adelaide Shores thanks to a late penalty at The Parks Football Centre to Metro United WFC against Adelaide City, resulting in Adelaide City being pushed down into third spot.

Metro United WFC impressed the competition with a phenomenal 13 game unbeaten run between Rounds 4-16. The 2017 PlayStation 4 Women's National Premier League grew to new heights with the inception of double headers with the PlayStation 4 Men's National Premier League. A total of three double headers were played, with all three being live-streamed

as well. Crowd attendances and exposure of the PlayStation 4 Women's National Premier League continued to grow in 2017, with 'Friday Night Football' belonging to the women.

The final series of the PlayStation 4 Women's National Premier League epitomised the emotion and passion of football. Metro United WFC and West Adelaide played off for a birth in the Grand Final, with the game going into extra-time after a see-sawing 90 minutes that saw the teams locked at three all. A last gasp winner saw West Adelaide win through to the Grand Final. Metro United WFC were unable to recover from this loss and were then defeated in the Preliminary Final by Adelaide City, thanks to a double by Matilda player Alex Chidiac.

Adelaide City, who had already won the Premier and State Cup, were seeking to complete the double when they took on West Adelaide in the Grand Final. In the first ever PlayStation



4 Women's National Premier League Grand Final to be played at Coopers Stadium, Adelaide City dominated the game with Alex Chidiac again showing her class, easily defeating West Adelaide by four goals to nil and being crowned League Champions and completing the double. Adelaide City won all bar one top flight silverware in season 2017 with Adelaide University being crowned Reserves Cup Winners.

The 2017 Women's State League was comprised of six teams, with the league providing clubs with an opportunity to be promoted to the PlayStation 4 Women's National Premier League. It was a battle at the top of the table between Adelaide Comets and FFSA NTC Girls. The NTC girls were the stars of the league, finishing the season with 19 wins and 1 loss, only falling to a close 1-0 defeat to league runners up Adelaide Comets. FFSA NTC Girls gained promotion into the 2018 Women's National Premier League.

In finishing runners-up in the Women's State League, Adelaide Comets had the opportunity to play-off against 7th placed Cumberland United from the PlayStation 4 Women's National Premier League to determine who would take their position in the PlayStation 4 Women's National Premier League in 2018. In a closely contested home and away series, Cumberland United came out on top, securing their place in the top flight for 2018.

COMMUNITY AND JUNIOR LEAGUE

The Junior Girls season saw 56 teams compete across seven leagues, from Under 13's to Under 17's. These junior competitions provide a vital development pathway for players as they strive to reach their potential at all levels of the game.

Girls only ALDI MiniRoos leagues continue to grow in South Australia. In 2017, a total of 27 Girls only teams participated. Clubs are now actively promoting and conducting these teams, providing more and more opportunities for younger players to become involved in football.

The Community Women's Leagues continue to grow and develop year by year. In 2017, 50 teams competed across six divisions. These leagues play a pivotal role in developing and retaining women in football across all ages and abilities. A stand out highlight from the 2017 season was the accomplishment of Elizabeth Grove in Division 4 who finished the season undefeated, including winning the cup competition.

Football Federation SA acknowledges the hard work and dedication of all club volunteers in developing and growing the game for girls and women.



JUNIOR COMPETITION REPORT

ALEX SUNASKY

JUNIOR COMPETITIONS

The 2017 Junior Season commenced in mid-March and concluded the last weekend of September.

2017 witnessed clubs being more proactive in creating a greater connection between their seniors and juniors. Of particular note was the number of MiniRoos Games played to coincide with their senior teams with a number of clubs also playing their Under 16 Team prior to their Under 18's. As well as this, many clubs conducted junior fixtures on Friday evenings.

Football Federation SA (FFSA) encourages clubs to continue to be proactive in creating a greater connection between the juniors and seniors within their club with the aim of attracting more people to attend their senior games and to provide positive role models to their junior players.

JUNIOR PREMIER AND JUNIOR STATE LEAGUES

The Junior Premier and Junior State Leagues were comprised of a total of 31 Leagues from Under 12's through to Under 17's.

A total of 175 teams competed in the Junior Premier League (JPL) in 2017, an increase of 14 teams from 2016. This was mainly due to the addition of Modbury Vista, Uni SA and Adelaide University into State League 2, which therefore provided the opportunity for their respective junior teams to compete in the JPL for the first time. The JPL was again extremely competitive and the breeding ground for players to transition into FFSA Development Teams, Senior Club Football and Adelaide United Youth Teams.

The Junior State League (JSL) is comprised of teams from clubs that do not have affiliated senior teams and clubs that field additional teams in the same age group of their JPL Teams. A total of 96 teams competed in the JSL competitions. The JSL provides an important avenue for players to continue to play the sport that they love at a level that is appropriate to their development.





ALDI MINIROOS

ALDI MiniRoos Club Football is, for most, the entry point for players to commence their footballing journey. A record number of ALDI MiniRoos teams lined up for small sided football over a 20-week season. ALDI MiniRoos Club Football this year comprised of 326 teams (an increase of 8), split across 30 leagues from Under 6's through to Under 11's.

Several new clubs participated in Aldi MiniRoos Competitions for the first time including;

- West Beach
- Parafield Gardens
- Uni SA
- Elizabeth Grove

Football continues to grow in popularity, as such it is vitally important that clubs continue to develop their ALDI MiniRoos programs to ensure that the participants first experience in football is a positive one. FFSA's and the clubs' role is to ensure that football remains the sport of choice and that children become lifelong participants.

JUNIOR CUP COMPETITIONS

The Junior Cup Finals were held on Sunday 17 September 2017 at The Parks Football Centre. It was a massive day of football with over 2,000 spectators in attendance across the day. Some fantastic football was played, with goals and excitement a plenty.

Of note WT Birkalla handed Adelaide City Under 12's their first and only loss of the season, defeating them 2-1. The Under 13 Cup Final was a classic match in which Adelaide City came from 5 nil down against MetroStars and remarkably got back to 5-4 before running out of time to equalise.

MetroStars also went on to claim the Under 14 Cup defeating Raiders 2-1. Adelaide City were impressively represented in three cup finals across the day and were successful in the Under 15 final, beating Croydon Kings in extra time. West Adelaide ran out comfortable winners against Pirates in the Under 16's by 4 goals to 0 and in the Under 17's Cumberland United JSL lost 2-1 to Raiders.

FUTSAL

2017 Country Futsal Championships – Jamestown

Jamestown hosted the 2017 Country Futsal Championships to mark its 10th anniversary as an Association. Over 100 players made up the 12 teams that competed across the weekend on Sunday 9 July.

32 matches were played between teams representing areas far and wide including Jamestown, Port Pirie, Port Augusta, Adelaide Hills and the Yorke Peninsula.

FFSA acknowledges the hard work of the volunteers and parents in hosting a wonderful weekend from organising teams, to registrations and travel requirements.

The Country Championship doubles as a pre-cursor to State Futsal Team Selection with identified players invited to Adelaide to participate in trials later in the year.

Tony D'Arrigo from Roxby Downs Futsal recognises what the championships meant to all participants, "It means a lot to us in the country areas to get opportunities like everyone else - thank you for a great weekend."

Craig Foster International Futsal Cup 2018

FFSA will participate at the Craig Foster International Futsal Cup in the Gold Coast from 18th – 21st January 2018. This will be the first time that FFSA have participated in the Cup, sending a total of eleven State Futsal teams from Under 11's through to Under 16's with over 140 players and officials making the trip to the Gold Coast.

The identification process commenced in July 2017 following the State Country Championships in Jamestown with trials also being held in metropolitan areas ensuring participation options were provided to players across South Australia.

The Cup will see teams from Australia, New Zealand and the Pacific Islands battle it out for their chance to compete in the World Futsal Championships in Orlando, Florida, USA at the world-famous ESPN Sports Centre in Disneyland.

REFEREE REPORT

DANIEL GOODWIN

SEASON 2017 BROUGHT SOME GREAT PERSONAL ACHIEVEMENTS FOR SOUTH AUSTRALIAN MATCH OFFICIALS LOCALLY, NATIONALLY AND INTERNATIONALLY. THE ACHIEVEMENT OF REFEREES IN SOUTH AUSTRALIA IS INDICATIVE OF OUR STATE'S ABILITY TO PRODUCE TOP-CLASS MATCH OFFICIALS.

Football Federation SA (FFSA) saw a 15% increase in match official numbers across the state, with 317 registered match officials. Although an increase was experienced there are still challenges for the sport, in particular appointing referees to cover all fixtures. In order to assist in the recruitment of referees and coverage of fixtures, FFSA continued the Club Referee Program set up in 2015 which consists of a 2-hour education session for volunteers at club level. The program enables the club to then provide a qualified club based official when a FFSA match official is unable to be appointed. The support of club officials in undertaking this role is greatly appreciated and is vital to the ongoing servicing of the sport.

FFSA match officials continued to service many of the affiliated association competitions in 2017. In addition to FFSA administered competitions, match officials were appointed to the Collegiate Soccer League, SA Masters League, School Sports SA, African Nations Cup, Port Lincoln Soccer Association, Limestone Coast Soccer Association, Yorke Peninsula Soccer Association and Riverland Soccer Association. FFSA thanks those affiliated competitions for their support of refereeing and their keen interest in ensuring its continued growth.

National Referee Training Programs continued to be delivered across the state, including metropolitan Adelaide, Adelaide Hills, Port Pirie, Port Lincoln, Yorke Peninsula, Riverland and Mount Gambier. A total of 130 Referees participated in a Level 4 Referee Course across the state, while 55 existing match officials upgraded their accreditation, furthering their own knowledge and education. 20 officials participated in the Level 3 Assessor Course across various regions adding to the pool of Referee Coaches to teach the next generation of Match Officials. 28 people participated in the Futsal Laws of the Game Course increasing the number of Referees available for Social Futsal Leagues around the state. This increased knowledge and support allows all Match Officials to further their skills and continue to develop, providing the sport with improved officiating standards across all competitions, overall 233 people enrolled in referee related courses in 2017 increasing from 172 in 2016.

In addition to recruiting Referees, FFSA is committed to the retention of Referees. To assist in this area, FFSA undertook research into the reasons why Referees decide to leave the sport. Although in 2017 FFSA led the nation in the retention of Referees, being 75%, due to our relatively low numbers, the loss of any Referees can have an impact on the ability to cover games. The Referees Department conducted a survey of non-returning Referees from the last five years to identify the main causes of why they did not re-register. The outcome of the survey is being utilized to develop key strategies to keep Referees in the game.

APPOINTMENTS AND SELECTION

A number of FFSA Match Officials were selected to represent SA at the State, National and International level in 2017.

FFA NATIONAL YOUTH CHAMPIONSHIPS (BOYS) - COFFS HARBOUR

FFSA had three referees selected by Football Federation Australia (FFA) to attend the National Youth Championships in Coffs Harbour, Nick Elagin (U14's), Michael Bergeliere (U13) and Henry Day (U13). Craig Zetter was appointed as lead Instructor and Daniel Goodwin was appointed as an instructor by FFA. All referees performed well throughout the week with Michael finishing as Referee of the Championships for the Under 13's.

FFA NATIONAL YOUTH CHAMPIONSHIPS (GIRLS) – COFFS HARBOUR

FFSA had three referees selected by FFA to attend the National Youth Championships (Girls) in Coffs Harbour, Paula Orlandi (U15), Susan Roberts (U13) and Jackie Park (U13). All referees performed well with Paula being awarded Referee of the Championships for the Under 15's. Michelle Smith was appointed as an Instructor by FFA for the second consecutive year.



FIFA & AFC PANELS

Assistant Referee (Male)

Paul Cetrangolo – Assistant Referee (FIFA/AFC Elite)

Matthew Cream – Assistant Referee (FIFA/AFC Elite)

Paul has decided that 2017 will be his final year on the FIFA list so he can focus more time on his family commitments, FFSA congratulates Paul on his international career.

Referee Assessor

Craig Zetter

Referee Instructor

Craig Zetter

FOOTBALL FEDERATION AUSTRALIA NATIONAL PANEL MATCH OFFICIAL APPOINTMENTS 2017/18 SEASON

Hyundai A-League (6)

Daniel Elder – Referee

Paul Cetrangolo – Assistant Referee

Matthew Cream – Assistant Referee

Craig Zetter – Video Assistant Referee (VAR)

Daniel Goodwin – Assistant Video Assistant Referee (AVAR)

Nathan Magill – Elite Assessor Panel

Westfield W-League (4)

Maddison Kennedy – Referee

Isabella Blaess – Assistant Referee/4th Official

Paula Orlandi – Assistant Referee

Craig Zetter - Assessor

Michelle Smith – Assessor

Paula has been appointed to the Westfield W-League for the first time after outstanding performances at her last two National Youth Championships along with her local performances.

Foxtel Y-League (6)

Jack Robinson

Nick Elagin

Drew Faulkner

Samuel Kuys

Craig Zetter - Assessor

Michelle Smith - Assessor



ASIAN FOOTBALL CONFEDERATION – PROJECT FUTURE REFEREE PROGRAM

FFSA referee Maddison Kennedy graduated from the Project Future Program in 2017. Project Future is a development program for young referees from all over Asia. Project Future is a two-year program with many past graduates going on to become FIFA Referees with some already on the AFC Panel of Referees. The participants attend two development courses in a year. The first Development Course was held in Fukuoka, Japan early in the year while the final course was held in Kuala Lumpur later in the year. Maddison is the first South Australian official to complete the full program after beginning the course in 2016.

FIFA FUTURO III INSTRUCTORS COURSE

Nathan Magill was selected to represent FFA and FFSA by attending a FIFA Futuro III Instructors course held in Bangkok, Thailand from the 6th – 11th November 2017.

FFSA acknowledges the dedication and professionalism of all its Referees throughout Season 2017 and looks forward to a successful and positive 2018.



GAME DEVELOPMENT REPORT

JOHN MUNDY

REGIONAL

Regional Camps

Over 70 regional footballers comprised of 47 boys and 27 girls, descended on the West Beach accommodation and football facility to enjoy a school holidays activity like no other. The participants traveled to Adelaide from locations as wide spread as Port Lincoln, Mount Gambier and Broken Hill. The group were put through their paces with world class coaching and had the opportunity to complete a Grassroots Coaching Certificate.

A second regional camp was also conducted as part of the selection process for an Under 15 Boys and Under 15 Girls team to represent South Australia in an international tournament in Fiji. The camp was successful and well received with 54 players in attendance.



Ultimate Fiji Cup

The regional squads selected during the regional camps went on to represent South Australia in the Ultimate Fiji Cup. The tournament itself can be very challenging from a football perspective, the added bonus is that these players also gain unforgettable life skills in going overseas and experiencing another culture.

Country Championships – Strathalbyn

The Country Championships in Strathalbyn took place in September with a record number of participants. With the absence of Roxby Downs and Port Augusta, a composite team called Northern Areas United was formed with players from Ceduna also being included. The boys performed well and finished up on a high, beating Broken Hill 4-2. The joy on their faces was one of the highlights of the tournament and could lead to an allegiance between Port Augusta, Ceduna, Coober Pedy and Roxby Downs participating under one banner. Overall 64 teams took part in the Championships, which was made up of over 750 players participating across the two day tournament.

Tatiara Colour Run

Football Federation SA (FFSA) were invited to a fundraiser in Tatiara to support mental health in schools. The event raised funds for KidsMatter, who provide the methods, tools and support to help schools work with parents and carers, health services and the wider community, to nurture happy, balanced adolescents. FFSA completed the colour run while dribbling a soccer ball at their feet.





PARTICIPATION

Noarlunga and Districts host ALDI MiniRoos Carnival

More than 1200 children from 38 different schools descended on Reynella East College on Saturday 16 September for the Noarlunga and Districts Junior Soccer Association's small sided carnival. NAB donated to the event which hosted teams from Brighton to Port Elliot to take part in what was the association's second carnival of the year. NAB also generously handed out drink bottles and blow up inflatables to the participants.

Riverland Regional Roadshow

FFSA's Game Development Team visited the Riverland region of South Australia visiting local schools and Football Clubs, introducing them to the World game and teaching them new skills. This was undertaken in the build-up to the Regional Match involving PlayStation 4 National Premier League sides Adelaide United Youth and West Adelaide.

St. Joseph's School, Renmark West School, Renmark North School, Our Lady of the River School and Riverland Special School all had a taste of an Aldi MiniRoos session with over 400 children experiencing a new sport.

There were an additional 140 footballers from the region who attended the Riverland Soccer Association's Club Gala Night at Berri Oval with Skill Training and Aldi MiniRoos sessions again on offer.

All children went home with a ticket for the weekend's PlayStation 4 National Premier League fixture between Adelaide United Youth and West Adelaide, to be played at Berri Oval and a poster featuring stars of the Men's and Women's PlayStation 4 National Premier League competition.

COACH EDUCATION

2017 was a very successful year for coach education. With the introduction of a new position of Coach Education Manager, the number of qualified coaches increased significantly.

The grassroots coaching community grew by a whopping 51% from last year, bringing the total of newly trained coaches to coach ALDI MiniRoos to 127.

FFSA also started the Club Coaching workshops in 2017 where coaches have the opportunity to continue to develop their coaching skills throughout the year.

The number of Coaching Courses in Regional Areas also increased. FFSA conducted the first ever C-Licence in a Regional Area, held in Mount Gambier with 10 Coaches participating in the course.

MULTICULTURAL

FFSA's Office for Recreation and Sport funded multicultural program continued to grow and achieve success in 2017. Multicultural football programs and events have been successful in establishing partnerships with schools, local government, settlement and social service agencies and football clubs. The programs and partnerships engage youth from new arrival and Culturally and Linguistically Diverse (CALD) backgrounds through football. FFSA's multicultural programs in 2017 have seen over 300 participants in regular programs and over 1500 participants in come and try clinics, events and carnivals.

COMMUNITY PROGRAMS

FFSA continued community programs in partnership with the Roger Rasheed Sports Foundation, City of Marion and City of Playford. The Rajah Reserve and Secombe Street Reserve programs are delivered to school aged children and offer an opportunity for both new arrivals and children facing socio-economic challenges to access introductory football programs at no cost. These have been successful, attracting more than 200 participants over the year through regular term programs and school holiday events. FFSA has also worked with Sturt Lions Football Club and Elizabeth Grove Soccer Club to establish pathways for talented players.

SCHOOL PROGRAMS

Several school programs have been delivered, targeting schools with a high percentage of students from new arrival and CALD backgrounds. These include the Thebarton Senior College Women's Program, Westport Primary School ALDI MiniRoos Kick-off, Adelaide Secondary School of English Girls Program and Wiltja Secondary College Futsal Program. The Adelaide Secondary School of English program has been particularly successful, developing a strong partnership with West Adelaide Soccer Club and building a pathway for program participants.





EVENTS AND CARNIVALS

FFSA has delivered and been an integral part of many multicultural football events and carnivals throughout the year. These include Harmony Day and refugee week carnivals, celebrating diversity and harmony through the common love of football. Also included are several come and try activities, futsal carnivals and the Multicultural Futsal Cup. One of the highlights was the 2017 African Nations Cup, which saw the coming together of South Australia's African Community to compete for the annual tournament. This year's tournament also included a women's exhibition match and coaching workshops for participating communities. FFSA will continue to work with multicultural communities and service providers to deliver events that showcase the power of football to bring people together regardless of their social or cultural background.

FUTSAL

Futsal continues to grow, and meaningful pathways have been established in both regional and metropolitan areas. Eleven State Teams will represent FFSA at the Craig Foster International Cup on the Gold Coast in early 2018.

MURRAY BRIDGE

FFSA Coaching and Development Team spent two full days at Unity College, Murray Bridge running futsal clinics with the juniors. FFSA engaged with 150 children over the two days. The objective of the visits was to promote a Futsal Carnival which was held in Murray Bridge.

STARPLEX GAWLER

FFSA teamed up with STARplex Courts to increase participation in Futsal and add to their already established program. FFSA will provide valuable futsal coach education, along with nationally accredited referee training which will enhance competitions at this exceptional venue.

The relationship aims to encourage new players to come and have fun at a community level and to identify existing talent in the region. Opportunities will be provided for them to progress into existing player pathways and hopefully go on and represent the state at domestic and international tournaments.



Former NBA Player Ricky Simpson who oversees all things sport at the STARplex, pictured here with FFSA Head of Game Development John Mundy

ALDI MINIROOS

2017 has been a fantastic year for the ALDI MiniRoos with significant participation happening across the state. Clubs that have focused on growth and development have been rewarded with additional ALDI MiniRoos teams this year. This will benefit clubs in the future with more participants coming

through and hopefully going on to represent at senior level.

Not only is the ALDI MiniRoos growing in Adelaide but also in regional areas across South Australia. It is extremely pleasing to see that football is becoming more accessible in these areas with a willingness to embrace the ALDI MiniRoos Kick-Off Programs to drive participation, to reach their goal in establishing and developing club football in their area. All regional associations had an increase in participation numbers for 2017.

South Australia had the privilege of hosting a World Cup Qualifier between the Socceroos and Saudi Arabia in June. This game provided ALDI MiniRoos Teams from Adelaide Comets and the Roger Rasheed Sports Foundation with a once in a lifetime opportunity. These lucky participants got the chance to play small-sided games on Adelaide Oval in front of 30,000 fans during the half-time interval. For these young players, it was certainly a moment they will never forget.

TECHNICAL REPORT

AIRTON ANDRIOLI

FOOTBALL FEDERATION SA (FFSA) FOOTBALL PATHWAY PROGRAMS CONTINUE TO CREATE OPPORTUNITIES FOR PLAYERS AND COACHES TO DEVELOP. THE 2017 SEASON WAS MARKED BY AN INCREASED NUMBER OF PLAYERS AND COACHES IN OUR PATHWAYS, DEMONSTRATING OUR COMMITMENT TO PROVIDING AS MANY PLAYERS AND COACHES WITH AN ENVIRONMENT THAT STIMULATES LEARNING AND DEVELOPMENT OPPORTUNITIES.

The Pathway Programs provide leadership and guidance in youth player development. All players in the boys' and girls' programs responded positively to the FFSA philosophy and the standard of football displayed continues to improve and is demonstrated through team performance and individual player and coach development.

Over the course of the year, programs focused on providing players with a healthy and supportive learning environment, where age appropriate coaching methods were used for the different age groups. One of the priorities in 2017 was to provide our State Development Coaches with more opportunities to improve their coaching skills and reinforce the FFSA philosophy and teaching method.

Workshops were conducted throughout the year to expand the knowledge and refine the coaching skills, which is essential to making the training and game environment more effective and enjoyable for everyone.

Coaches were provided with updated sessions – particularly on practice design – adding more options, new ideas and extra resources to make the program more effective. We have seen tremendous improvement in our coaches' ability to deliver training sessions, which has led to improved skills for a larger number of players. For the first time, because of this development, the FFSA was able to take two squads to the 2017 National Youth Championships in the Under 14's age group.

Based on this consistent growth, in 2018 we will see four boys' squads representing South Australia at the National Youth Championships; two in the Under 13's and two in the Under 14's age groups.

FFSA Pathway Programs provide an exemplary service to football in South Australia and one we should all celebrate and take pride in. Congratulations to everyone who has been involved in the programs.

STATE IDENTIFICATION PROGRAM

The State Identification Program continues to evolve, offering young players in South Australia a great opportunity to develop and learn in an environment that focuses on the long-term development of players.

The 2017 State Identification Carnival was of a high standard, one of the finest we have seen and a wonderful representation on the improvement made across all age groups. Over 300 boys and girls' from the metropolitan region and around 110 players from regional areas participated in the program.

The number of coaches involved was also very high, with more than 40 coaches receiving the opportunity to improve their skills.

The progression has been encouraging and we look forward to continual improvement in 2018 and identifying more players and coaches.

SKILLS ACQUISITION PROGRAM (SAP)

FFSA is committed to increasing the pool of players and coaches exposed to a learning environment and the Skill Acquisition Program (SAP) is a good example of this, with numbers continuing to grow as the program becomes more popular amongst the younger age groups.

The boys program has been very strong with over 210 participants spread across four zones. The girls program is also growing with over 90 girls divided into three zones with the number of sessions increasing from 25 in 2016, to 40 in 2017. We expect these numbers to improve again in 2018.

2017 Tasmania National SAP Festival

South Australia took five Under 12 squads comprising of 65 players to participate in the annual tournament. In 2018 this number will increase to approximately 95 players divided into 8 teams in the Under 12's and Under 13's age groups.

STATE DEVELOPMENT SQUADS

National Training Centre (NTC) - Girls

2017 has been a very successful year for the National Training Centre (NTC) Program. The squad participated in two leagues, Under 14 JPLB (boys) and Women's State League, playing over 41 league games and a number of trial games throughout the year.

Participation in different competitions and games is great for player development and provides countless learning opportunities. The squad's performance during the NTC Challenge was very positive. The team played 6 games, finished top in their group, placed equal second overall in the tournament.

The following South Australian Players were selected to participate in All Star Games;

- Evelyn Goldsmith
- Georgia Iannella
- Chanel Todino
- Chelsie Dawber
- Emily Hodgson

The following players were selected into National Teams in 2017;

- *Junior Matilda's* – Georgia Iannella
- *Young Matilda's* – Emily Hodgson & Evelyn Goldsmith
- *Adelaide United Westfield W-League contracted players;* Emily Hodgson, Chelsie Dawber & Charlotte Grant
- *Adelaide United Westfield W-League Train on players* – Evelyn Goldsmith, Georgia Iannella, Meleri Mullan

The NTC Girls finished Champions of the Women's State League in 2017, earning promotion into the Women's National Premier League Competition for 2018.

National Training Centre (NTC) - Boys

The NTC boys also participated in 2 leagues in 2017, Under18 NPL and Under 17 JPL. This proved successful and provided every player in the program with the chance to play a game every week. It also provided the younger players with the opportunity to move up and be challenged by playing with the NTC players.

In the Under18 NPL players did very well throughout the year and qualified for the final series.

The squad played 22 games winning 12, drawing 2 and losing 8, finishing in third position.

In the final series the team played 3 games, winning 2 and losing the preliminary final, finishing third overall.

In the Under 17 JPL league the team finished in first place, playing 21 games, winning 20 and drawing one.

The following players were identified from FFSA Squads in 2017;

AIS/Joeys program (2001 born players)

- Luis D'Arrigo
- Jay Barnett
- Charlie Mavros
- Cameron O'Doherty

Adelaide United NPL Reserves team in 2017

- Chris Vivian
 - Cooper Nunn
 - Gideon Arok
 - Jai King
 - Liam Andijanto
 - Noah Smith
 - Peter Katsambis
 - Jasper Kelley
 - Lachlan Brook
- was given a professional contract with Adelaide United Hyundai A-League*

Adelaide United Youth Team 2017/18

- Luis D'Arrigo
- Cooper Nunn
- Carlo Armiento
- Kyle Crout
- Charlie Devereux
- Ryan Yates
- Apostolos Stamatiopoulos
- Aladdin Irabona
- Isaac Richards
- Blake Carpenter
- Lachlan Brook

NTC 2017 (2002/3 born players)

Four NTC players were selected for Joeys training camps:

- Jamie Signorello
 - Alex Popavic
 - Luis Lawrie-Lattanzio
 - Daniel Bressan
 - Jamie Signorello
 - Jay Barnett
- was selected for Young Socceroos*

Boys U13's & U14's / Girls U14's & U15's

FFSA's boys and girls state programs continue to grow broadening the opportunities for player development in South Australia. Over 120 players were involved in the programs within these age groups, learning and developing through a regular training regime, as well as playing games in the FFSA Junior Competitions and National and International Youth Tournaments.

There are many facets to consider in player development and one very important aspect is the different stages of player maturity. The programs present everyone with an environment that allows the appropriate time to go through the different stages of physical and mental development.

The FFSA programs cater for all levels of player development by participating in the applicable FFSA JPL and NPL Leagues under the guidance and direction of the Technical Department.

Many players that come through the FFSA programs have progressed to a higher level of the game, playing in the Hyundai A-league, Westfield W-League, National teams

and overseas. Our main objective is to help as many South Australian players as possible to reach their goals and dreams in football and we feel very proud to have contributed to their success.

Players identified at the National Youth Championships in 2017

Girls

- Emelia Murray
- Katie Bowler

Boys

- Bernardo Oliveira
- Michael Cittadini
- Panashe Mandanha
- Binyam Kebede
- Mohamed Bility
- Habtamu Horne
- Joseph Jones-Moody
- Keshav Shrestha
- Theo Sprumont
- Zak Collingwood
- Arbri Mollas

COACH EDUCATION

In 2017 FFSA conducted many coaching courses and club workshops, through the advanced and community pathways providing South Australian Coaches with the opportunities to improve their football knowledge and coaching abilities.

Three C-Licence Courses were conducted in the metropolitan area; two for club coaches and one for the PFA, which consisted mainly of Hyundai A-League players.

FFSA also conducted a C-Licence in Mount Gambier, providing ten regional coaches from different clubs the opportunity to develop their coaching skills by going through the Advanced Coaching Licence Pathway.

The B-Licence was completed in July, with sixteen coaches taking part in the course. FFSA have also conducted more than 20 coaching certificate Courses at Community Level in 2017 throughout the state, with more than 500 Coaches attending.

WOMEN'S C-LICENCE

FFSA will conduct the very first C-Licence Course for women in February 2018. The participation by women in football is growing and FFSA is targeting more opportunities for females to learn and upskill their coaching abilities.

STATE COACHING CONFERENCE

The 2017 South Australian Coaching Conference was held on the 25th of November at the Adelaide Shores Football Centre. The conference centred on coaching practice design and talent Identification. Guest speakers were Donna O'Connor from The University of Sydney and Eric Abrams, FFA National Technical Director. Over 80 coaches attended the conference, receiving valuable information through theory and practical presentation.

Guest speakers were Donna O'Connor from The University of Sydney and Eric Abrams, FFA National Technical Director. Over 80 coaches attended the conference, receiving valuable information through theory and practical presentation.



PLAYERS IDENTIFIED THROUGH FFSA PROGRAMS (LAST 5 YEARS)

* updated from 2016

Male Players

PlayStation 4 National Premier Leagues	Adelaide United Youth Team	AIS/Joeys	Hyundai A-League	Overseas
Adam Piscioneri (Campbelltown City)	Daniel Margush	Joshua Barresi (AIS)	Daniel Margush (Adelaide United)	Stefan Mauk (Socceroos/Holland)
Nicholas Polli (WT Birkalla)	Riley McGree	John Karatzas (AIS)	Ben Warland (Adelaide United)	Awer Mabil (Socceroos/Portugal)
Antony Trimboli (Adelaide Blue Eagles)	Jordan Maricic	Jacob Melling (AIS)	Mark Ochieng (Adelaide United)	Franz Pjetri (Albania/Udinese)
Jordan Pudler (Adelaide City)	Tommy Stokes	Dylan Picket (AIS)	Joshua Barresi (Newcastle Jets)	Riley McGree (Socceroos/Club Brugge)
David Signore (Adelaide Olympic)	Alec Miaolo	Ben Warland (AIS/Joeys)	Brendon Borrello (Brisbane Roar)	Thomas Deng (Holland)
Carlo Armiento (Adelaide City)	Isaac Richards	Jordan Pudler (AIS/Joeys)	Ryan Kitto (Adelaide United)	
John Karatzas (West Adelaide)	Ben Warland	Mark Ochieng (AIS/Joeys)	Ben Garuccio (Adelaide United)	
Alex Solari (Adelaide Blue Eagles)	Jordan O'Doherty	Marc Marino (AIS)	Jacob Melling (Western Sydney Wanderers)	
Chris Skull (WT Birkalla)	Jordan Maricic	Dylan Smith (AIS)	Jordan Elsey (Adelaide United)	
Zach Hristodoulou (Adelaide Comets)	Apostolos Stamatelopoulou	Christian Verbi (AIS)	Jordan O'Doherty (Adelaide United)	
Elvis Kamsoba (Melbourne Knights)	Marck Marino	Zak Waters (AIS /Joeys)	Lachlan Brook (Adelaide United)	
Michael Gravas (Sturt Lions)	Aladin Irbona	Riley McGree (Joeys)		
Alexander Woodlands (Adelaide Comets)	Marck Ochieng	Tommy Stokes (Joeys)		
Bailey Truscott (MetroStars)	Blake Carpenter	Charlie Devereux (AIS /Joeys)		
Liam Miller (Modbury Jets)	Ryan Yates	Stefan Mauk (AIS, Joey)		
Jack Yull (West Adelaide)	Charlie Devereux	Lachlan Brook (AIS/ Joeys)		
Alan Welsh (Adelaide Comets)	Zak Waters	Ryan Yates (Joeys)		
Bradley Corbo (Adelaide City)	Paul Wilson	Marco Krantis (Joeys)		
Paul Radice (Croydon Kings)	Lachlan Brook	Jasper Kelley (Joeys)		
Shaun Harvey (Campbelltown City)	Bailey Truscott	Louis D'Arrigo (AIS/Joeys)		
Dion Kirk (Campbelltown City)	Bradley Ballentine	Melad Ahmad (AIS)		
Anthony Costa (Adelaide City)	Gideon Arok	Cameron O'Doherty (AIS)		
Marc Marino (Campbelltown City)	Peter Katsambis	Charlie Mavros (AIS)		
Dylan Smith (Adelaide City/Green Gully)	Jasper Kelley			
	Jai King-Byrne			
	Cooper Nunn			
	Noah Smith			
	Christopher Vivian			
	Liam Andijanto			

Female Players

Westfield W-League	Westfield Matildas/ Young Matildas	U17 National Team
Alex Chidiac	Grace Abbey	Alex Chidiac
Cheyenne Hammond	Isabel Hodgson	Emily Condon
Claudia Jenkins	Jessica Waterhouse	Emma Checker
Elysha Magor	Kristi Harvey	Georgia Iannella
Emily Condon	Laura Johns	Grace Abbey
Emily Hodgson	Lauren Steer	Monique Iannella
Gaby Bentley	Matilda McNamara	Nora Peat
Cassie Tsoumbis	Monique Iannella	
Dragana Kljajic	Nora Peat	
Dylan Holmes	Racheal Quigley	
Ebony Philcox	Ruth Wallace	
Emma Checker	Sarah Willacy	
Evelyn Goldsmith		
Georgia Campagnale		
Georgia Iannella		
Georgia Macri		



AFRICAN NATIONS CUP

WENDY CARTER

2017 AFRICAN NATIONS CUP HIGHLIGHTED THE GROWTH AND THE POPULARITY OF THE EVENT, WITH OVER 2000 SPECTATORS ATTENDING THE GRAND FINAL. THE EVENT IS NOT ONLY A SIGNIFICANT DATE ON THE AFRICAN COMMUNITIES CALENDAR, BUT IT HAS BECOME ONE OF THE BIGGEST EVENTS ON THE FOOTBALL CALENDAR.

Football Federation SA (FFSA) has been conducting the African Nations Cup since 2013 and year on year it has grown, not only in terms of the number of participants but also in terms of the number of additional programs conducted by FFSA and the number of people that attend the event. Each year the event is reviewed, both internally and externally. The review is utilized to determine the success of the event and its ongoing application.

Planning for the 2017 event commenced following the 2016 event, with a review being conducted through stakeholder feedback. The review of the 2016 event

highlighted the following areas to be addressed in preparation for the 2017 tournament;

1. Ongoing involvement of girls and women in the event;
2. The timing of player registrations and the need to adhere to time-lines;
3. Recognition of other individual performances – Goalkeeper of the Tournament;
4. Centralising all games at one venue and over one weekend to maximize attendance at the event;
5. Identifying opportunities to provide access to educational programs and participation programs.





A key to the success of this event is ensuring that stakeholders are engaged and where possible, the implementation of feedback gained from stakeholders. To assist with stakeholder engagement, a liaison officer is appointed to provide a conduit between the communities and FFSA. In addition, participants and community leaders are encouraged to provide feedback direct to FFSA during and following the event.

From the feedback received from the 2016 African Nations Cup, the following recommendations were implemented for 2017;

1. The event was conducted at the Parks Football Centre over the October long weekend, ensuring that the event was conducted at one venue across one weekend.
2. Coaching sessions and a women's game were conducted in the lead up to and at the event.
3. Value adding to the tournament.
 - An event program was produced identifying the players, team officials and match officials that were competing in the tournament;
 - African Community Council identified and secured small sponsors; revenue was reinvested back into the African Community Council to provide support services to the African Communities;
 - Individual performance awards were presented – Goalkeeper of the Year
 - African music was played throughout the final day of events;
 - RAA continued its activation with a specific focus on young people.



The 2017 African Nations Cup was conducted from 30 September to 2 October 2017 at the Parks Football Centre with a total of sixteen teams participating in the event. A total of 450 players and team officials participated.

GROUP A	1. DR Congo	2. Congo Brazzaville	3. Kenya	4. Somalia
GROUP B	5. Ethiopia	6. Liberia	7. South Africa	8. Libya
GROUP C	9. Guinea	10. Sierra Leone	11. Zimbabwe	12. Uganda
GROUP D	13. Burundi	14. South Sudan	15. Rwanda	16. Sudan

Four new teams nominated for the tournament, Libya, Somalia, Sudan and Uganda. These teams replaced four teams that did not participate from that of 2016, Egypt, Eritrea, Ghana and Malawi due to player availability and ongoing administration challenges.

The format of the competition consisted of four groups of four teams, with teams in each group playing each other once. At the end of the group stage, the top two teams from each group progressed into the quarter-finals, the full format of the finals is outlined below;

QUARTER FINALS

Quarter Final 1

Winner of Group A v Second Placed Team in Group B

Quarter Final 2

Winner of Group B v Second Placed Team in Group A

Quarter Final 3

Winner of Group C v Second Placed Team in Group D

Quarter Final 4

Winner of Group D v Second Placed Team in Group C

SEMI-FINALS

The winning teams from the Quarter-Finals progressed into the Semi-Finals;

Semi-Final 1

Winner of QF 1 v Winner of QF 4

Semi-Final 2

Winner of QF 2 v Winner of QF 3

GRAND FINAL AND 3RD AND 4TH PLAYOFF

The two winning teams from the semi-finals progressed into the Grand Final, the two losing teams competed in the third and fourth play-off game;

3rd/4th Play-Off Losing Team SF1 v Losing Team SF2

Grand Final Winning Team SF1 v Winning Team S

Throughout the weekend large numbers of spectators attended the event from a wide cross section of the community, highlighting that the event has now been embraced by the football community. The event culminated with the Grand Final, with over 2000 spectators in attendance.

Liberia was crowned the 2017 African Nations Cup Champions, defeating DR Congo 3 – 0 in front of the 2,000 plus crowd on Monday 2 October. DR Congo had caused the upset of the tournament in the semi-finals by defeating tournament favourites Burundi, while Liberia overcame 2015 champions, Sierra Leone, to reach the final. DR Congo was gallant in defeat, but it became apparent that their win over Burundi in the semi-final had taken its toll.

Final Results

<i>Champions</i>	Liberia
<i>Runner Up</i>	DR Congo
<i>3rd Place</i>	Burundi
<i>4th Place</i>	Sierra Leone
<i>Player of the Tournament</i>	Teeboy Kamara - Liberia
<i>Golden Boot</i>	Anthony Taylor - DR Congo
<i>Goalkeeper of the Tournament</i>	Fabio Migliaccio - Rwanda



The scenes following the Grand Final highlighted what the event means to the African Community. There was an outpouring of jubilation and passion that engulfed the whole venue, with everyone being caught up in the emotion and colour of the event. One of FFSA's leading photographers summed up the occasion by saying 'it is my favourite event of the year, it has so much passion and colour and is just so exciting to be around'.

Although the African Nations Cup provides an opportunity for participants to showcase their remarkable talent and to win bragging rights within their community if they are crowned champions, the event provides so much more;

- it highlights the inclusiveness of the sport;
- it provides opportunities to engage girls and women and junior participants;
- it links participants to local clubs;
- it provides education on club structures;
- it provides education in the area of coaching and officiating;
- it provides a career pathway for all levels of participation and across all areas of the sport;
- it provides match officials with a different environment and conditions to officiate.

This event brings so many benefits to the sport and the wider community. This event is more than just providing football opportunities, it is about providing an avenue to be socially inclusive and provide a sense of belonging and purpose, which in turn will assist to reduce anti social behaviours. The African Nations Cup highlights the positivity of sport in breaking down barriers and unifying people.



CLUB CONFERENCE

THE 2017 CLUB CONFERENCE WAS HELD ON 12TH FEBRUARY AT COOPERS STADIUM. THE THEME OF THE CONFERENCE CENTRED AROUND PROVIDING AN UPDATE ON THE POSITION OF FOOTBALL IN SOUTH AUSTRALIA AND THE SERVICES THAT ARE PROVIDED BY FFSA TO CLUBS AND ASSOCIATIONS.

Football Federation SA (FFSA) is very mindful that the mainstay of all clubs are their volunteers and it is imperative that they are provided with the tools and skills to undertake their role. The ongoing upskilling and provision of resources is also necessary due to the turnover of volunteers at clubs and associations. Appointing people to roles without providing the necessary skills can be harmful to both the club and the individual and as such, FFSA is committed enhancing the development of clubs and volunteers.

A total of 114 people attended the conference. The pleasing aspect was that 44 people attended the Child Safe Officer Training, increasing the number of Child Safe Officers within clubs and associations.

The program for the day is outlined here;

8:45am		Registration of Participants	
9.00am	Session 1	Update on Football in South Australia	
10.00am	Session 2	Laws of the Game Update and Club Referee Education	
11.00am		Morning Tea	
11.30am	Session 3	Presentation on National Concussion Policy, Heat Policy and Sudden Cardiac Arrest	
12.30pm		Lunch	
1.15pm	Session 4	Digital Development	Child Safe Officer Course
2.15pm		Afternoon Break	
2.30pm	Session 5	Coaching and Development How can this area assist your club?	

CELEBRATION OF FOOTBALL

THE CELEBRATION OF FOOTBALL, HELD THIS YEAR AT THE ADELAIDE CONVENTION CENTRE - WAS THE FEDERATION'S LARGEST TO DATE, WITH MORE THAN 850 OF THE FOOTBALL FAMILY IN ATTENDANCE.

The night was expertly hosted by Fox Sports and ABC Commentator Stephanie Brantz and Nova 91.9 host, Jarrod Walsh. Football Federation SA (FFSA) CEO, Michael Carter was delighted with how the evening went.

"The Celebration of Football has grown year on year and has become one of our signature events on the calendar.

"It has been another fantastic year for football. We have

experienced increased participation for another year, continued State Government support for facilities and had a fantastic season across our leagues.

"The Celebration of Football allows all within the football community to come together and celebrate the year past and acknowledge long standing contributors to the game of Football through the Hall of Fame induction."



HALL OF FAME INDUCTEES



Tony Henshaw

Tony Henshaw is being inducted into the HALL OF HONOUR as a member for OUTSTANDING CONTRIBUTION.

He has contributed to the game of football as a Player, Coach, Manager and Administrator, he is also a Life Member of Cumberland United FC, Adelaide United FC and the Football Federation SA.

Tony was Chairman at Cumberland United 1990-1996, SASF Commissioner 1996-2005, Vice-Chairman SASF 1996-2002, Chairman SASF 2002-2005, SA delegate to Soccer Australia 2002-2005, Vice-President Adelaide United 2003, Member SA Hall of Fame Honours Committee 2006-2017 and Chairman 2014-2017, Member FFSA Museum Committee 2013-2017, Member FFSA Life Membership Advisory Committee 2015-2017.

Tony has been associated with the game in South Australia in excess of 43 years.



Kristy Moore

Kristy Moore is being inducted into the HALL OF CHAMPIONS as a member for OUTSTANDING PERFORMANCE.

She has contributed to the game of football as a player and Coach.

Kristy has represented South Australia and Australia as a player at Under 16, Under 19 and Senior level and has also played for England at International level and Adelaide United Lady Reds in the Women's National League. Kristy was also a SASI Scholarship Holder.

In 2014 she was Captain of the Lady Reds and also won the Player of the Year Award and Players Player of the Year Award. While playing overseas in England and Norway Kristy won a Player of the Year Award, 3 Golden Boot Awards, 2 FA Cup Winners Medals, 3 League Championship Medals, 1 League Cup Winners Medal and 2 other Cup Winners Medals.



Lia Augimeri

Lia Augimeri is being inducted into the HALL OF CHAMPIONS as a member for OUTSTANDING PERFORMANCE.

She has contributed to the game of football as a Player, Coach, Administrator and Manager.

Lia has represented the State as a player at senior level and at Women's National League level and was also a SASI Scholarship Holder, represented South Australia in the Australian Masters Games in 2005 and 2007, was Captain of Adelaide City WSC 2001-2007.

Played for Adelaide Blue Eagles, Metro Knights and Adelaide City in South Australia and has won the Player of the Year, Women's Premier League, 3 times 1998, 1999 and 2001 and was Top Goal Scorer, Women's Premier League, 4 times 1999, 2001, 2004 and 2005.



AWARD WINNERS

PLAYSTATION 4 NATIONAL PREMIER LEAGUE

PLAYER OF THE YEAR AWARD

Sergio Melta Medal

Liam Wooding NE MetroStars SC

Sergio Melta medal - The Top Ten Place getters were:

Player	Team	Votes
Liam Wooding	MetroStars	29
Alexander Mullen	Para Hills Knights	27
Allan Welsh	Adelaide Comets	21
Andreas Wiens	Adelaide Comets	21
Anthony Costa	Adelaide City	19
Nicholas Bucco	Adelaide City	18
Andrea Dallera	Adelaide Olympic	16
Christian Esposito	MetroStars	16
Joel Allwright	Adelaide City	15
Luigi Distroia	Campbelltown City	15

MARCELLINA PLAYER OF THE YEAR

Alexander Mullen Para Hills Knights

TEAM OF THE YEAR

Goalkeeper

Nick Munro Croydon Kings FC

Defenders

Hosine Bility Croydon Kings FC

Matthew Halliday Adelaide City

Adam Le Cornu West Torrens Birkalla

Joel Allwright Adelaide City

Midfielders

Alexander Mullen Para Hills Knights

Liam Wooding MetroStars

Allan Welsh Adelaide Comets

Forwards

Andreas Wiens Adelaide Comets

Antony Costa Adelaide City

Christian Esposito MetroStars

COACH OF THE YEAR

Martyn Crook Trophy

Damian Mori Adelaide City FC

GOLDEN BOOT AWARD

Anthony Costa Adelaide City FC

GOALKEEPER OF THE YEAR

Peter Nikolich Trophy

Nick Munro Croydon Kings FC

JOHN ALOISI RISING STAR

Hosine Bility Croydon Kings FC

STATE LEAGUE ONE AWARDS

PLAYER OF THE YEAR AWARD Bob Telfer Medal

Adriano Pelligrino Western Strikers

COACH OF THE YEAR

Brenton Hiern Western Strikers SC

GOLDEN BOOT AWARD Milan Ivanovic Trophy

Adam Thurston South Adelaide FC

GOALKEEPER OF THE YEAR Les Avory Trophy

James Klappers Sturt Lions FC

RESERVES PLAYER OF THE YEAR Len Alagich Award

Jayden Upton Port Adelaide SC

Anthony Scriva Western Strikers SC

UNDER 18S PLAYER OF THE YEAR Rab Jones Award

Moriba Loua Adelaide Victory FC

Nick Rhodes White City

STATE LEAGUE TWO AWARDS

PLAYER OF THE YEAR

Daniel Solari Eastern United FC

COACH OF THE YEAR

Milan Ivanovic Adelaide University SC

GOLDEN BOOT AWARD

Sanjin Julardzija Fulham United FC

GOALKEEPER OF THE YEAR

Marc Talbot Seaford Rangers FC

RESERVES PLAYER OF THE YEAR

Anthony Spadavecchia Eastern United FC

Mark Talladira Fulham United FC

UNDER 18S PLAYER OF THE YEAR

Kirill Gretchko Eastern United FC

**Liam
Wooding**

**Sergio Melta
Medal Winner**





PLAYSTATION 4 NATIONAL PREMIER LEAGUE CHAMPIONS 2017
Croydon Kings



STATE LEAGUE 1 LEAGUE CHAMPIONS 2017
Sturt Lions



STATE LEAGUE 2 LEAGUE CHAMPIONS 2017
Seaford Rangers



AWARD WINNERS

PLAYSTATION 4 WOMEN'S NATIONAL PREMIER LEAGUES

PLAYER OF THE YEAR Shirley Brown Medal

Nicole Tilley West Adelaide SC

Shirley Brown Medal - The Top Ten Place Getters were:

Player	Team	Votes
Nicole Tilley	West Adelaide	23
Chrissy Panagaris	Metro United WFC	18
Laura Johns	Adelaide University	17
Maria Jose Rojas	Adelaide University	17
Alexandra Chidiac	Adelaide City	15
Kelsey Zafiridis	Campbelltown City	14
Anna Pritchard	Cumberland United	13
Christina Papageorgiou	West Adelaide	13
Dylan Holmes	Adelaide City	13
Tiarn Powell	Adelaide City	13

TEAM OF THE YEAR

Goalkeeper

Sarah Willacy West Adelaide SC

Defenders

Daphne McLeod Adelaide City

Grace Abbey Adelaide City

Laura Johns Adelaide University SC

Kirsty Moore Metro United WFC

Midfielders

Alex Chidiac Adelaide City

Dylan Holmes Adelaide City

Kelsey Zafiridis Campbelltown City

Forwards

Maria Jose Rojas Adelaide University SC

Tiarn Powell Adelaide City

Nicole Tilley West Adelaide SC

COACH OF THE YEAR

Bob Bush Trophy

Kevin McCormack West Adelaide SC

GOLDEN BOOT AWARD

Maria Jose Rojas Adelaide University SC

GOALKEEPER OF THE YEAR

Sarah Willacy West Adelaide SC

FEMALE RISING STAR

Georgia Iannella SA NTC

RESERVE PLAYER OF THE YEAR

Alison Atkins Adelaide City FC

WOMEN'S STATE LEAGUE AWARDS

PLAYER OF THE YEAR Ann Sergeant Medal

Katelyn Tucker Para Hills Knights SC

COACH OF THE YEAR

Michael Matricciani FFSA NTC

GOLDEN BOOT AWARD

Katelyn Tucker Para Hills Knights SC

GOALKEEPER OF THE YEAR

Evelyn Goldsmith FFSA NTC

RESERVE PLAYER OF THE YEAR

Lauren Woodward South Adelaide FC

WOMEN'S DIVISION 1 PLAYER OF THE YEAR

Patty van Duijn Flinders Flames

WOMEN'S DIVISION 2 PLAYER OF THE YEAR

Kim Linh Tran Adelaide Jaguars

WOMEN'S DIVISION 3 PLAYER OF THE YEAR

Melissa Fox Modbury Jets

WOMEN'S DIVISION 4 PLAYER OF THE YEAR

Tamara Campbell Modbury Vista

WOMEN'S DIVISION 5 PLAYER OF THE YEAR

Isobel McArthur Mt Barker United

WOMEN'S COLLEGIATE LEAGUE PLAYER OF THE YEAR

Eliza Sims Old Ignatians

**Nicole
Tilley**

**Shirley Brown
Award**





PS4 NATIONAL PREMIER LEAGUES TEAM OF THE YEAR

GOALKEEPER

S. WILLACY

DEFENDERS

D. MCLEOD

G. ABBEY

L. JOHNS

K. MOORE

MIDFIELDERS

A. CHIDIAC

D. HOLMES

K. ZAFIRIDIS

FORWARDS

M. ROJAS

N. TILLEY

T. POWELL

KEVIN MCCORMACK **BOB BUSH COACH OF THE YEAR**

PLAYSTATION 4 WOMEN'S NATIONAL
PREMIER LEAGUE CHAMPIONS 2017
Adelaide City FC



WOMEN'S STATE LEAGUE
CHAMPIONS 2017
SA NTC



FINANCIAL STATEMENTS

STATEMENT OF SURPLUS OR DEFICIT AND OTHER COMPREHENSIVE INCOME FOR THE YEAR ENDED 31 DECEMBER 2017

		2017	2016
REVENUE	Note	\$	\$
Grant revenue	2	6,791,258	1,759,921
Other revenues	2	4,162,892	3,986,766
Employee benefits expenses		(1,969,948)	(1,987,220)
Administrative expenses		(408,202)	(464,692)
Competition expenses		(1,253,760)	(1,206,410)
Facility Funding expenses		(5,125,917)	(358,052)
Training and development expenses		(734,784)	(703,403)
Facility expenses		(293,340)	(279,885)
FFA expenses		(269,057)	(265,706)
Other expenses		(11,108)	(74,259)
Finance Costs		(4,480)	(1,673)
Depreciation and amortisation expenses		(298,692)	(261,715)
Current year surplus before income tax		584,862	143,672
Income tax expense		-	-
Current year surplus (deficit) for the year		584,862	143,672
Other comprehensive income		-	-
Total comprehensive income for the year		584,862	143,672
Total comprehensive income attributable to members of the entity		584,862	143,672

STATEMENT OF FINANCIAL POSITION AS AT 31 DECEMBER 2017

		2017	2016
CURRENT ASSETS	Note	\$	\$
Cash and Cash Equivalents	4	6,393,289	3,510,102
Accounts Receivable and Other Debtors	5	440,162	507,801
Inventories on Hand		11,923	13,105
Financial Assets	6	10,000,000	7,000,000
Other Current Assets	7	579,370	421,469
TOTAL CURRENT ASSETS		17,424,744	11,452,477
NON-CURRENT ASSETS			
Property, Plant and equipment	8	4,857,012	4,376,804
TOTAL NON-CURRENT ASSETS		4,857,012	4,376,804
TOTAL ASSETS		22,281,756	15,829,281
CURRENT LIABILITIES			
Accounts Payable and Other Payables	9	1,546,463	661,580
Income in Advance		444,290	436,187
Unexpended Grants		14,976,455	10,004,289
Employee Provisions	10	306,301	299,027
Borrowings	11	12,527	12,037
TOTAL CURRENT LIABILITIES		17,286,036	11,413,120
NON-CURRENT LIABILITIES			
Employee Provisions	10	39,500	32,276
Borrowings	11	38,325	50,852
TOTAL NON-CURRENT LIABILITIES		77,825	83,128
TOTAL LIABILITIES		17,363,861	11,496,248
NET ASSETS		4,917,895	4,333,033
EQUITY			
Retained Surplus		4,817,895	4,233,033
Capital Replacement Reserve	15	100,000	100,000
TOTAL EQUITY		4,917,895	4,333,033

STATEMENT OF CHANGES IN EQUITY FOR THE YEAR ENDED 31 DECEMBER 2017

	Note	Retained Surplus	Capital Replacement Reserve	Total
		\$	\$	\$
Balance at 1 January 2016		4,129,361	60,000	4,189,361
Net surplus for the period		143,672	-	143,672
Other comprehensive income for the year		-	-	-
Total comprehensive income attributable to members of the equity for the year		143,672	-	143,672
Movement in Reserve		(40,000)	40,000	-
Balance at 31 December 2016		4,233,033	100,000	4,333,033
Balance at 1 January 2017		4,233,033	100,000	4,333,033
Comprehensive income				
Net surplus for the year		584,862	-	584,862
Other comprehensive income for the year		-	-	-
Total comprehensive income attributable to members of the equity for the year		584,862	-	584,862
Movement in Reserve		-	-	-
Balance at 31 December 2017		4,817,895	100,000	4,917,895

STATEMENT OF CASH FLOWS FOR THE YEAR ENDED 31 DECEMBER 2017

	Note	2017	2016
CASH FLOW FROM OPERATING ACTIVITIES		\$	\$
Cash receipts and grants in the course of operations		16,003,683	15,266,504
Cash payments in the course of operations		(9,332,454)	(5,161,314)
Finance Costs		(4,480)	(649)
Interest received		7,375	21,700
Net cash provided by/(used in) operating activities		6,674,124	10,126,241
CASH FLOW FROM INVESTING ACTIVITIES			
Payments for term deposits		(3,000,000)	(7,000,000)
Payments for plant and equipment		(778,900)	(386,364)
Receipts from disposal of plant and equipment		-	75,000
Net cash provided by/(used in) investing activities		(3,778,900)	(7,311,364)
CASH FLOWS FROM FINANCING ACTIVITIES			
Payment of lease liabilities		(12,037)	(13,311)
Net cash provided by/(used in) financing activities		(12,037)	(13,311)
NET INCREASE/(DECREASE) IN CASH HELD		2,883,187	2,801,566
Cash at the beginning of the financial year		3,510,102	708,536
CASH AND CASH EQUIVALENTS AT THE END OF THE FINANCIAL YEAR	4	6,393,289	3,510,102

The accompanying notes form part of these financial statements

NOTES TO THE FINANCIAL STATEMENTS FOR THE YEAR ENDED 31 DECEMBER 2017

NOTE 1 - SUMMARY OF SIGNIFICANT ACCOUNTING POLICIES

Basis of Preparation

The financial statements are special purpose financial statements prepared in order to satisfy the financial reporting requirements of the South Australian Associations Incorporation Act 1985. The committee has determined that the association is not a reporting entity.

The financial statements, except for the cash flow information, have been prepared on an accruals basis and are based on historical costs, modified, where applicable, by the measurement at fair value of selected non-current assets, financial assets and financial liabilities. The amounts presented in the financial statements have been rounded to the nearest dollar. The following significant accounting policies, which are consistent with the previous period unless stated otherwise, have been adopted in the preparation of these financial statements.

Accounting Policies

(a) Income Tax

The Association is not subject to income tax and therefore no income tax expense or income tax payable is shown in the financial statements.

(b) Property, Plant and Equipment

Plant and equipment

Plant and equipment are measured on the cost basis and are therefore carried at cost less accumulated depreciation and any accumulated impairment losses. In the event the carrying amount of plant and equipment is greater than its estimated recoverable amount, the carrying amount is written down immediately to its estimated recoverable amount and impairment losses recognised in surplus or deficit. A formal assessment of recoverable amount is made when impairment indicators are present (refer to Note 1(e) for details of impairment).

Depreciation

The depreciable amount of all fixed assets, including buildings and capitalised lease assets, is depreciated on a diminishing value basis over the asset's useful life commencing from the time the asset is held ready for use.

Leasehold improvements are depreciated over the shorter of either the unexpired period of the lease or the estimated useful lives of the improvements.

The depreciation rates used for each class of depreciable asset are:

Leasehold Improvements	5.0%
Motor Vehicles	17.5%
Plant & Equipment	7.5% - 50%

The assets' residual values and useful lives are reviewed and adjusted, if appropriate, at the end of each reporting period.

Gains and losses on disposals are determined by comparing net proceeds with the carrying amount. These gains and losses are recognised in surplus or deficit in the period in which they occur.

(c) Leases

Leases of fixed assets, where substantially all the risks and benefits incidental to the ownership of the asset (but not the legal ownership) are transferred to the association, are classified as finance leases.

Finance leases are capitalised by recognising an asset and a liability at the lower of the amount equal to the fair value of the leased property or the present value of the minimum lease payments, including any guaranteed residual values. Lease payments are allocated between the reduction of the lease liability and the lease interest expense for the period.

Leased assets are depreciated on a diminishing value basis over their estimated useful lives where it is likely that the Association will obtain ownership of the asset or ownership over the term of the lease.

Lease payments for operating leases, where substantially all the risks and benefits remain with the lessor, are recognised as expenses on a straight-line basis over the lease term.

Lease Incentives under operating leases are recognised as a liability and amortised on a straight-line basis over the life of the lease term.

(d) Financial Instruments

Initial recognition and measurement

Financial assets and financial liabilities are recognised when the entity becomes a party to the contractual provisions to the instrument. For financial assets, this is equivalent to the date that the Association commits itself to either purchase or sell the asset (i.e. trade date accounting is adopted).

Financial instruments are initially measured at fair value plus transaction costs.

Classification and subsequent measurement

Financial instruments are subsequently measured at either fair value, amortised cost using the effective interest rate method or cost.

Amortised cost is calculated as the amount at which the financial asset or financial liability is measured at initial recognition less principal repayments and any reduction for impairment, and adjusted for any cumulative amortisation of the difference between that initial amount and the maturity amount calculated using the *effective interest method*.

The *effective interest method* is used to allocate interest income or interest expense over the relevant period and is equivalent to the rate that exactly discounts estimated future cash payments or receipts (including fees, transaction costs and other premiums or discounts)

through the expected life (or when this cannot be reliably predicted, the contractual term) of the financial instrument to the net carrying amount of the financial asset or financial liability. Revisions to expected future net cash flows will necessitate an adjustment to the carrying amount with a consequential recognition of an income or expense item in profit or loss.

(i) Loans and Receivables

Loans and receivables are non-derivative financial assets with fixed or determinable payments that are not quoted in an active market and are subsequently measured at amortised cost. Gains or losses are recognised in surplus or deficit through the amortisation process and when the financial asset is derecognised.

(ii) Held-to-maturity investments

Held-to-maturity investments are non-derivative financial assets that have fixed maturities and fixed or determinable payments, and it is the association's intention to hold these investments to maturity. They are subsequently measured at amortised cost. Gains or losses are recognised in surplus or deficit through the amortisation process and when the financial asset is derecognised.

(iii) Financial Liabilities

Non-derivative financial liabilities are subsequently measured at amortised cost. Gains or losses are recognised in surplus or deficit through the amortisation process and when the financial liability is derecognised.

Impairment

A financial asset (or a group of financial assets) is deemed to be impaired if, and only if, there is objective evidence of impairment as a result of one or more events (a "loss event") having occurred, which has an impact on the estimated future cash flows of the financial asset(s). Impairment losses are recognised in surplus or deficit immediately.

In the case of financial assets carried at amortised cost, loss events may include: indications that the debtors or a group of debtors are experiencing significant financial difficulty, default or delinquency in interest or principal payments; indications that they will enter bankruptcy or other financial reorganisation; and changes in arrears or economic conditions that correlate with defaults

When the terms of financial assets that would otherwise have been past due or impaired have been renegotiated, the association recognises the impairment for such financial assets by taking into account the original terms as if the terms have not been renegotiated so that the loss events that have occurred are duly considered.

Derecognition

Financial assets are derecognised when the contractual right to receipt of cash flows expires or the asset is transferred to another party whereby the entity no longer has any significant continuing involvement in the risks and benefits associated with the asset. Financial liabilities are derecognised when the related obligations are discharged or cancelled, or have expired. The difference between the carrying amount of the financial liability extinguished or transferred to another party and the fair value of consideration paid, including the transfer of non-cash assets or liabilities assumed, is recognised in surplus or deficit.

(e) Impairment of Assets

At the end of each reporting period, the association assesses whether there is any indication that an asset may be impaired. If such an indication exists, an impairment test is carried out on the asset by comparing the recoverable amount of the asset, being the higher of the asset's fair value less costs to sell and value in use, to the asset's carrying amount. Any excess of the asset's carrying amount over its recoverable amount is recognised immediately in surplus or deficit.

Where it is not possible to estimate the recoverable amount of an individual asset, the association estimates the recoverable amount of the cash-generating unit to which the asset belongs.

Where the future economic benefits of the asset are not primarily dependent upon the asset's ability to generate net cash inflows and when the entity would, if deprived of the asset, replace its remaining future economic benefits, value in use is determined as the depreciated replacement cost of an asset.

(f) Employee Provisions

Short-term employee benefits

Provision is made for the association's obligation for short-term employee benefits. Short-term employee benefits are benefits (other than termination benefits) that are expected to be settled wholly before 12 months after the end of the annual reporting period in which the employees render the related service, including wages, salaries and sick leave. Short-term employee benefits are measured at the amounts expected to be paid when the obligation is settled.

Other long-term employee benefits

Provision is made for employees' annual leave entitlements not expected to be settled wholly within 12 months after the end of the annual reporting period in which the employees render the related service. Other long-term employee benefits are measured at the present value of the expected future payments to be made to employees. Expected future payments incorporate anticipated future wage and salary levels, durations of service and employee departures, and are discounted at rates determined by reference to market yields at the end of the reporting period on corporate bonds that have maturity dates that approximate the terms of the obligations. Any remeasurements of obligations for other long-term employee benefits for changes in assumptions are recognised in profit or loss in the periods in which the changes occur.

The association's obligations for long-term employee benefits are presented as non-current provisions in its statement of financial position, except where the association does not have an unconditional right to defer settlement for at least 12 months after the reporting date, in which case the obligations are presented as current provisions.

(g) Cash and Cash Equivalents

Cash and cash equivalents include cash on hand, deposits held at-call with banks, other short-term highly liquid investments with original maturities of three months or less, and bank overdrafts.

(h) Accounts Receivable and Other Debtors

Accounts receivable and other debtors include amounts due from members as well as amounts receivable from customers for goods sold in the ordinary course of business. Receivables expected to be collected within 12 months of the end of the reporting period are classified as current assets. All other receivables are classified as non-current assets.

Accounts receivable are initially recognised at fair value and subsequently measured at amortised cost using the effective interest method, less any provision for impairment.

(i) Revenue Recognition

Revenue is recognised at the fair value of consideration received or receivable. Amounts disclosed as revenue are net of taxes paid. The following specific recognition criteria must also be met before revenue is recognised:

Grant revenue

Grants revenue is recognised in surplus or deficit in the period in which the associated costs are incurred.

Donations

Donations and bequests are recognised as revenue when received.

Interest Revenue

Interest revenue is recognised using the effective interest method, which for floating rate financial assets is the rate inherent in the instrument. Dividend revenue is recognised when the right to receive a dividend has been established.

Services Revenue

Revenue from the rendering of a service is recognised upon the delivery of the service to the customers.

(j) Inventories on Hand

Inventories held for sale are measured at the lower of cost and net realisable value.

(k) Goods and Services Tax (GST)

Revenues, expenses and assets are recognised net of the amount of GST, except where the amount of GST incurred is not recoverable from the Australian Taxation Office (ATO).

Receivables and payables are stated inclusive of the amount of GST receivable or payable. The net amount of GST recoverable from, or payable to, the ATO is included with other receivables or payables in the statement of financial position.

Cash flows are presented on a gross basis. The GST components of cash flows arising from investing or financing activities which are recoverable from, or payable to, the ATO are presented as operating cash flows included in receipts from customers or payments to suppliers.

(l) Accounts Payable and Other Payables

Accounts payable and other payables represent the liabilities outstanding at the end of the reporting period for goods and services received by the association during the reporting period that remain unpaid. The balance is recognised as a current liability with the amounts normally paid within 30 days of recognition of the liability.

(m) Provisions

Provisions are recognised when the association has a legal or constructive obligation, as a result of past events, for which it is probable that an outflow of economic benefits will result and that outflow can be reliably measured. Provisions recognised represent the best estimate of the amounts required to settle the obligation at the end of the reporting period.

(n) Critical Accounting Estimates & Judgements

The Association evaluates estimates and judgments incorporated into the financial statements based on historical knowledge and best available current information. Estimates assume a reasonable expectation of future events and are based on current trends and industry data, obtained both externally and within the Association. Information about estimates and assumptions that have the most significant effect on recognition and measurement of assets, liabilities, income and expenses are provided below.

Useful lives of depreciable assets

Management reviews its estimate of the useful lives of depreciable assets at each reporting date based on the expected utility of assets. Uncertainties in the estimates relate to obsolescence that may change the utility of certain assets.

(o) Comparative Figures

When required by Accounting Standards or for improved presentation of the financial report, comparative figures have been adjusted to conform to changes in presentation for the current financial year. The 2016 comparatives have been adjusted to reclassify term deposits with maturity dates over 3 months from cash and cash equivalents to financial assets to reflect the nature of these amounts. Also, where appropriate, revenue has been reclassified between grant and other revenue to better reflect the nature of amounts received.

NOTE 2: REVENUE AND OTHER INCOME	2017	2016
GRANT REVENUE	\$	\$
Football Federation Australia	578,100	556,852
Facility Funding	5,802,898	662,812
Other State & Federal Government Grants	270,492	184,793
Other Funding	139,768	355,464
Total Grant Revenue	6,791,258	1,759,921
OTHER REVENUE		
Club Fees	415,791	389,105
Player Fees	1,103,496	1,091,444
Sponsorship Income	274,899	359,174
Catering, Bar & Canteen	117,733	113,543
Ground Hire	443,996	398,935
Competition Income	868,762	864,235
Referee Income	392,592	354,666
Coaching Income	166,521	118,213
Development Income	229,356	177,314
Interest	7,375	21,700
Other	142,371	98,437
Total Other Revenue	4,162,892	3,986,766
TOTAL REVENUE	10,954,150	5,746,687

	2017	2016
NOTE 3 - EXPENSES	\$	\$
Surplus/(deficit) from operating activities has been determined after:		
Rental expense on operating leases	83,809	75,750
Depreciation	298,692	261,715

NOTE 4 - CASH AND CASH EQUIVALENT ASSETS	2017	2016
	\$	\$
Cash at bank	1,390,658	1,084,319
Short-term term deposits	4,998,307	2,421,233
Cash on hand	4,324	4,550
	6,393,289	3,510,102

Reconciliation of cash

Cash at the end of the financial year as shown in the statement of cash flows is reconciled to items in the statement of financial position as follows:

Cash and cash equivalents	6,393,289	3,510,102
---------------------------	-----------	-----------

Non-cash investing and financing a transactions

The following non-cash investing and financing transactions occurred during the period:

Acquisition of assets via hire purchase liability	-	59,150
---	---	--------

NOTE 5 - ACCOUNTS RECEIVABLE AND OTHER DEBTORS	2017	2016
	\$	\$
Accounts receivable	439,543	504,838
Sundry Debtors	5,104	7,448
	444,647	512,286
Less: Provision for Doubtful Debts	(4,485)	(4,485)
	440,162	507,801

NOTE 6 - FINANCIAL ASSETS	2017	2016
	\$	\$
Current	10,000,000	7,000,000
Term Deposits	10,000,000	7,000,000

	2017	2016
	\$	\$
NOTE 7 - OTHER CURRENT ASSETS		
Prepayments	272,427	290,747
Other current assets	166,909	106,956
GST receivable	140,034	23,766
	<u>579,370</u>	<u>421,469</u>

	2017	2016
	\$	\$
NOTE 8 - PROPERTY, PLANT AND EQUIPMENT		
Leasehold Improvements	5,310,602	4,590,243
Less: Accumulated Amortisation	(703,218)	(483,825)
	<u>4,607,384</u>	<u>4,106,418</u>
Plant and equipment at cost	486,537	427,995
Less: Accumulated Depreciation	(325,724)	(265,264)
	<u>160,813</u>	<u>162,731</u>
Motor Vehicles at cost	150,651	150,651
Less: Accumulated Depreciation	(61,836)	(42,996)
	<u>88,815</u>	<u>107,655</u>
Total Property, Plant & Equipment	<u>4,857,012</u>	<u>4,376,804</u>

Reconciliation

Reconciliations of the carrying amounts for each class of asset are set out below:

	Leasehold Improvements \$	Plant & Equipment \$	Motor Vehicles \$	Total \$
Balance at 1 January 2017	4,106,418	162,731	107,655	4,376,804
Additions	720,358	58,542	-	778,900
Disposals at book value	-	-	-	-
Depreciation expense	(219,392)	(60,460)	(18,840)	(298,692)
Carrying amount at 31 December 2017	4,607,384	160,813	88,815	4,857,012

	2017	2016
	\$	\$
NOTE 9 - ACCOUNTS PAYABLE AND OTHER PAYABLES		
Current		
Trade Creditors and Accruals	1,442,697	579,462
Bonds	17,926	17,926
Payroll Liabilities	85,840	64,192
	<u>1,546,463</u>	<u>661,580</u>

	2017	2016
	\$	\$
NOTE 10 - EMPLOYEE PROVISIONS		
Current	162,335	168,460
Provision for Annual Leave	143,966	130,567
Provision for Long service leave	306,301	299,027
Non-current	39,500	32,276
Provision for Long service leave	39,500	32,276

	2017	2016
	\$	\$
NOTE 11 - BORROWINGS		
Current		
Hire Purchase loan - Toyota Finance	12,527	12,037
Non-current		
Hire Purchase loan - Toyota Finance	38,325	50,852

	2017	2016
	\$	\$
NOTE 12 - COMMITMENTS		
Operating Lease Commitments		
Non-cancellable operating leases contracted for but not recognised in the financial statements		
- not later than 1 year	61,990	82,810
- later than 1 year but not later than 5 years	107,828	131,011
- more than 5 years	225,239	238,970
Total Operating Lease Commitments	<u>169,818</u>	<u>452,791</u>

Operating Lease commitments are shown at GST inclusive values.

The lease commitment is for non-cancellable operating leases with terms between five and twenty years, with rent payable monthly in advance. Operating leases are for properties and photocopiers.

	2017	2016
	\$	\$
NOTE 13 - KEY MANAGEMENT PERSONNEL		
Any person(s) having authority and responsibility for planning, directing and controlling the activities of the association, directly or indirectly, including its committee members, is considered key management personnel.		
Short Term Benefit	498,439	410,428
Post Employment Benefit	46,705	42,134
Total Compensation	<u>545,144</u>	<u>452,562</u>

NOTE 14 - CONTINGENT LIABILITIES

There are no contingent liabilities as at 31 December 2017.

NOTE 15 - CAPITAL REPLACEMENT RESERVE

The Capital Replacement Reserve represents funds set aside for future replacement of assets.

NOTE 16 - ASSOCIATION DETAILS

The principal place of business for the Association is:

Football Federation SA Inc
Coopers Stadium
Level 3, Holden Street
Hindmarsh SA 5007

NOTE 17 - EVENTS AFTER THE REPORTING DATE

There have been no material events after the reporting date that have not been recognised in the financial report.

ADDITIONAL INFORMATION

INCOME AND EXPENDITURE STATEMENT FOR THE YEAR ENDED 31 DECEMBER 2017	Year ended 31 December 2017	Year ended 31 December 2016
	\$	\$
INCOME		
Affiliation	500,974	481,211
Competition income	949,814	881,814
Development, ACS, Technical Income	1,124,030	1,215,585
Facilities Funding	5,164,892	333,529
Facilities Income	564,707	513,287
FFA fees	314,762	320,713
FFA Grant Income	423,236	474,353
Futsal Income	215,860	213,848
Interest received	7,375	6,700
OSR Grants	270,492	184,793
Referee Income	392,592	354,666
Sponsorship income	274,899	359,174
Sundry income	52,510	62,733
	10,256,143	5,402,404
EXPENDITURE		
Development and Technical Program Expenses	815,992	858,425
Futsal Expenses	201,855	193,298
Depreciation	79,300	46,856
Competition Expenses	766,682	734,797
Bank Charges	4,031	1,673
Finance costs	449	649
Audit Fees	13,658	16,124
Bad Debts	-	1,385
Communication expenses	60,070	45,576
Insurance	12,868	18,763
Leasing Expenses	8,798	13,282
Occupancy	105,152	76,030
Organisation Review	-	18,746
Office Expenses	30,272	34,845
Facilities Expenses	255,849	296,453
Facilities Funding Exp.	5,104,892	333,529
FFA Fees	286,607	265,706
Provision for Doubtful Debts	-	4,485
Referee Expenses	377,851	323,861
Salaries, Wages and Honorarium Expenses	1,969,947	1,987,220
Sundry Expenses	32,573	42,059
Travel and Accommodation	23,050	23,271
	10,149,896	5,337,032
Net Surplus (Deficit) from Operations	106,247	65,372
OTHER INCOME		
Capital Grant - Parks Project	698,007	329,283
Interest received - Facilities Funding Grant	-	15,000
	698,007	344,283
OTHER EXPENSES		
Amortisation of Leasehold Improvements	219,392	214,859
Loss on Disposal of Non-Current Assets	-	51,123
	219,392	265,982
Current year surplus before income tax	584,862	143,672
Income tax expense	-	-
Current year surplus after income tax	584,862	143,672

FOOTBALL FEDERATION SA INCORPORATED
STATEMENT BY MEMBERS OF THE COMMITTEE

In the opinion of the committee the financial report as set out on pages 1 to 11:

- 1 Presents a true and fair view of the financial position of Football Federation SA Incorporated as at 31 December 2017 and its performance for the year ended on that date in accordance with the accounting policies described in note 1 to the financial statements and the requirements of the Associations Incorporation Act 1985; and

- 2 at the date of this statement, there are reasonable grounds to believe that Football Federation SA Incorporated will be able to pay its debts as and when they fall due.

This statement is made in accordance with a resolution of the committee and is signed for and on behalf of the committee by:


.....
Committee Member


.....
Committee Member

Dated this **21st** day of **APRIL** 2018



Tel: +61 8 7324 6000
Fax: +61 8 7324 6111
www.bdo.com.au

BDO Centre
Level 7, 420 King William Street
Adelaide SA 5000
GPO Box 2018 Adelaide SA 5001
Australia

INDEPENDENT AUDITOR'S REPORT TO THE MEMBERS OF FOOTBALL FEDERATION SA INCORPORATED

Report on the Audit of the Financial Report

Opinion

We have audited the financial report of Football Federation SA Incorporated (the Entity), which comprises the statement of financial position as at 31 December 2017, the statement of surplus or deficit and other comprehensive income, the statement of changes in equity and the statement of cash flows for the year then ended, and notes to the financial report, including a summary of significant accounting policies, and statement by members of the committee.

In our opinion the accompanying financial report presents fairly, in all material respects, the financial position of the Entity as at 31 December 2017 and of its financial performance and its cash flows for the year then ended in accordance with the basis of accounting described in note 1.

Basis for opinion

We conducted our audit in accordance with Australian Auditing Standards. Our responsibilities under those standards are further described in the *Auditor's responsibilities for the audit of the Financial Report* section of our report. We are independent of the Entity in accordance with ethical requirements of the Accounting Professional and Ethical Standards Board's APES 110 *Code of Ethics for Professional Accountants* (the Code) that are relevant to our audit of the financial report in Australia. We have also fulfilled our other ethical responsibilities in accordance with the Code.

We believe that the audit evidence we have obtained is sufficient and appropriate to provide a basis for our opinion.

Emphasis of matter - Basis of accounting

We draw attention to Note 1 to the financial report, which describes the basis of accounting. The financial report has been prepared to assist the Entity to meet the requirements of the Associations Incorporation Act 1985. As a result, the financial report may not be suitable for another purpose. Our opinion is not modified in respect of this matter.

Other information

The directors are responsible for the other information. The other information obtained at the date of this auditor's report is information included in the Additional Information - Income and Expenditure Statement, but does not include the financial report and our auditor's report thereon.

Our opinion on the financial report does not cover the other information and accordingly we do not express any form of assurance conclusion thereon.

In connection with our audit of the financial report, our responsibility is to read the other information and, in doing so, consider whether the other information is materially inconsistent with the financial report or our knowledge obtained in the audit, or otherwise appears to be materially misstated.

If, based on the work we have performed on the other information obtained prior to the date of this auditor's report, we conclude that there is a material misstatement of this other information, we are required to report that fact. We have nothing to report in this regard.



Responsibilities of management and those charged with governance for the Financial Report

Management is responsible for the preparation and fair presentation of the financial report, and have determined that the basis of preparation described in Note 1 is appropriate to meet the requirements of the Associations Incorporation Act 1985 and for such internal control as management determines is necessary to enable the preparation and fair presentation of a financial report that is free from material misstatement, whether due to fraud or error.

In preparing the financial report, management is responsible for assessing the Entity's ability to continue as a going concern, disclosing, as applicable, matters relating to going concern and using the going concern basis of accounting unless management either intends to liquidate the Entity or to cease operations, or has no realistic alternative but to do so.

Those charged with governance are responsible for overseeing the Entity's financial reporting process.

Auditor's responsibilities for the audit of the Financial Report

Our objectives are to obtain reasonable assurance about whether the financial report as a whole is free from material misstatement, whether due to fraud or error, and to issue an auditor's report that includes our opinion. Reasonable assurance is a high level of assurance, but is not a guarantee that an audit conducted in accordance with the Australian Auditing Standards will always detect a material misstatement when it exists. Misstatements can arise from fraud or error and are considered material if, individually or in the aggregate, they could reasonably be expected to influence the economic decisions of users taken on the basis of this financial report.

A further description of our responsibilities for the audit of the financial report is located at the Auditing and Assurance Standards Board website (<http://www.auasb.gov.au/Home.aspx>) at: http://www.auasb.gov.au/auditors_responsibilities/ar4.pdf

This description forms part of our auditor's report.

BDO Audit (SA) Pty Ltd

Andrew Tickle

Director

Adelaide, 1 May 2018

STATISTICAL INFORMATION



LEAGUE TABLES - NATIONAL PREMIER LEAGUE 2017

2017 PlayStation 4 NPL

Team	P	W	D	L	F	A	GD	PTS
Adelaide City	22	16	2	4	60	19	41	50
MetroStars	22	14	5	3	48	26	22	47
Adelaide Comets	22	12	3	7	50	30	20	39
Croydon Kings	22	11	3	8	24	24	0	36
West Adelaide	22	10	4	8	44	39	5	34
Para Hills Knights	22	11	0	11	28	36	-8	33
Adelaide Olympic	22	9	3	10	33	42	-9	30
WT Birkalla	22	7	6	9	32	34	-2	27
Campbelltown City	22	7	4	11	33	36	-3	25
Adelaide United FC	22	7	3	12	31	54	-23	24
Adelaide Blue Eagles	22	5	5	12	33	49	-16	20
Cumberland United	22	3	2	17	16	43	-27	11

2017 PlayStation 4 NPL - Reserves

Team	P	W	D	L	F	A	GD	PTS
Adelaide United FC	22	14	4	4	65	29	36	46
MetroStars	22	14	2	6	48	26	22	44
Croydon Kings	22	14	2	6	42	27	15	44
Adelaide City	22	11	6	5	43	43	0	39
Adelaide Comets	22	12	2	8	42	29	13	38
WT Birkalla	22	8	4	10	32	39	-7	28
Adelaide Blue Eagles	22	8	3	11	33	32	1	27
Campbelltown City	22	6	6	10	24	34	-10	24
Para Hills Knights	22	5	8	9	39	34	5	23
West Adelaide	22	6	5	11	30	42	-12	23
Cumberland United	22	6	4	12	27	49	-22	22
Adelaide Olympic	22	4	2	16	26	67	-41	14

2017 PlayStation 4 NPL - Under 18

Team	P	W	D	L	F	A	GD	PTS
Para Hills Knights	22	19	1	2	70	21	49	58
Campbelltown City	22	15	4	3	55	25	30	49
SA NTC	22	12	2	8	66	57	9	38
Adelaide Comets	22	11	3	8	55	48	7	36
MetroStars	22	11	0	11	57	51	6	33
WT Birkalla	22	10	3	9	52	46	6	33
Adelaide City	22	9	3	10	51	46	5	30
West Adelaide	22	8	4	10	54	59	-5	28
Adelaide Olympic	22	7	2	13	44	69	-25	23
Cumberland United	22	6	4	12	36	53	-17	22
Adelaide Blue Eagles	21	5	2	14	26	53	-27	17
Croydon Kings	21	3	2	16	25	63	-38	11

PS4 NPLSA Premier League - Final Series

WEEK 1							
19/08/2017	Qualifying Final	Croydon Kings	2	v	1	West Adelaide	
19/08/2017	Elimination Final	MetroStars	0	v	1	Adelaide City	
19/08/2017	Elimination Final	Adelaide Comets	2	v	2	Para Hills Knights	
			3	v	2		
WEEK 2							
25/08/2017	Qualifying Final	Adelaide Comets	2	v	4	Croydon Kings	
26/08/2017	Elimination Final	Adelaide City	2	v	1	MetroStars	
WEEK 3							
2/09/2017	Preliminary Final	MetroStars	1	v	2	Croydon Kings	
WEEK 4							
9/09/2017	Grand Final	Adelaide City	1	v	2	Croydon Kings	

PS4 NPLSA Premier League Reserves - Final Series

WEEK 1							
19/08/2017	Elimination Final	Croydon Kings	0	v	0	WT Birkalla	
			2	v	0		
WEEK 2							
19/08/2017	Elimination Final	Adelaide United	2	v	0	MetroStars	
19/08/2017	Qualifying Final	Adelaide City	2	v	5	Adelaide Comets	
WEEK 3							
26/08/2017	Qualifying Final	Adelaide United	4	v	0	MetroStars	
26/08/2017	Elimination Final	Croydon Kings	1	v	1	Adelaide Comets	
			1	v	2		
WEEK 4							
2/09/2017	Preliminary Final	MetroStars	1	v	1	Adelaide Comets	
			2	v	1		
WEEK 5							
10/09/2017	Grand Final	Adelaide United	3	v	1	MetroStars	

PS4 NPLSA Premier League Under 18 - Final Series

WEEK 1							
19/08/2017	Elimination Final	SA NTC	3	v	1	WT Birkalla	
19/08/2017	Elimination Final	Adelaide Comets	2	v	5	MetroStars	
19/08/2017	Qualifying Final	Para Hills Knights	2	v	2	Campbelltown City	
WEEK 2							
26/08/2017	Qualifying Final	SA NTC	3	v	0	MetroStars	
26/08/2017	Elimination Final	Campbelltown City	1	v	1	Para Hills Knights	
WEEK 3							
2/09/2017	Preliminary Final	Para Hills Knights	2	v	1	SA NTC	
WEEK 4							
10/09/2017	Grand Final	Campbelltown City	0	v	1	Para Hills Knights	

LEAGUE TABLES - NATIONAL PREMIER LEAGUE 2017

2017 State League 1

Team	P	W	D	L	F	A	GD	PTS
South Adelaide	22	15	5	2	53	21	32	50
Western Strikers	22	15	3	4	44	27	17	48
Modbury Jets	22	10	5	7	40	30	10	35
Sturt Lions	22	11	2	9	36	30	6	35
White City	22	9	6	7	40	35	5	33
Raiders	22	7	7	8	38	32	6	28
Cove FC	22	7	7	8	38	43	-5	28
Noarlunga United	22	7	5	10	35	42	-7	26
Pirates	22	7	5	10	32	42	-10	26
Salisbury United	22	5	6	11	37	55	-18	21
Adelaide Hills	22	5	4	13	36	51	-15	19
Adelaide Victory	22	5	3	14	34	55	-21	18

2017 State League 1 - Reserves

Team	P	W	D	L	F	A	GD	PTS
Western Strikers	22	16	3	3	66	27	39	51
Raiders	22	16	2	4	54	20	34	50
South Adelaide	22	14	2	6	58	26	32	44
White City	22	14	2	6	46	26	20	44
Noarlunga United	22	13	1	8	65	28	37	40
Cove FC	22	10	5	7	37	36	1	35
Pirates	22	10	4	8	73	35	8	34
Modbury Jets	22	10	0	12	47	35	12	30
Sturt Lions	22	4	2	16	22	58	-36	14
Adelaide Hills	22	4	2	16	27	98	-71	14
Adelaide Victory	22	3	4	15	27	66	-39	13
Salisbury United	22	3	3	16	28	65	-37	12

2017 State League 1 - Under 18

Team	P	W	D	L	F	A	GD	PTS
Western Strikers	22	20	0	2	117	23	94	60
Raiders	22	19	1	2	89	18	71	58
Adelaide Victory	22	14	1	7	79	48	31	43
Cove FC	22	13	3	6	40	31	9	42
White City	22	13	2	7	64	32	32	41
Modbury Jets	22	11	0	11	66	47	19	33
Salisbury United	22	8	6	8	53	60	-7	30
Sturt Lions	22	9	2	11	46	56	-10	29
South Adelaide	22	6	1	15	42	64	-22	19
Noarlunga United	21	4	0	17	34	109	-75	12
Pirates	22	3	2	17	21	60	-39	11
Adelaide Hills	21	2	0	19	35	138	-103	6

2017 State League 1 - Final Series

WEEK 1							
19/08/2017	Elimination Final	Modbury Jets	0	v	4	Raiders	
19/08/2017	Elimination Final	Western Strikers	2	v	0	South Adelaide	
19/08/2017	Qualifying Final	Sturt Lions	1	v	0	White City	
Week 2							
26/08/2017	Qualifying Final	South Adelaide	0	v	1	Western Strikers	
26/08/2017	Elimination Final	Sturt Lions	2	v	1	Raiders	
Week 3							
2/09/2017	Preliminary Final	South Adelaide	0	v	2	Sturt Lions	
Week 4							
9/09/2017	Grand Final	Western Strikers	0	v	2	Sturt Lions	

2017 State League 1 Reserves - Final Series

WEEK 1							
19/08/2017	Qualifying Final	South Adelaide	1	v	1	Cove FC	
			1	v	5		
				AET			
19/08/2017	Elimination Final	Western Strikers	0	v	3	Raiders	
19/08/2017	Elimination Final	White City	1	v	5	Noarlunga United	
WEEK 2							
26/08/2017	Qualifying Final	Raiders	3	v	0	Western Strikers	
26/08/2017	Elimination Final	Noarlunga United	0	v	1	Cove FC	
WEEK 3							
2/09/2017	Preliminary Final	Western Strikers	1	v	2	Cove FC	
WEEK 4							
10/09/2017	Grand Final	Raiders	0	v	3	Cove FC	

2017 State League 1 Under 18 - Final Series

WEEK 1							
19/08/2017	Qualifying Final	Adelaide Victory	1	v	4	Modbury Jets	
19/08/2017	Elimination Final	Western Strikers	3	v	1	Raiders	
19/08/2017	Elimination Final	White City	2	v	2	Cove FC	
			3	v	4		
WEEK 2							
				PENS			
26/08/2017	Qualifying Final	Raiders	1	v	1	Western Strikers	
26/08/2017	Elimination Final	Cove FC	0	v	6	Modbury Jets	
WEEK 3							
2/09/2017	Preliminary Final	Raiders	3	v	1	Modbury Jets	
WEEK 4							
10/09/2017	Grand Final	Western Strikers	6	v	1	Raiders	



LEAGUE TABLES - NATIONAL PREMIER LEAGUE 2017

2017 State League 2

Team	P	W	D	L	F	A	GD	PTS
Seaford Rangers	22	17	1	4	60	22	38	52
Northern Demons	22	16	2	4	61	19	42	50
Fulham United FC	22	15	3	4	77	27	50	48
Adelaide Cobras	22	13	4	5	1	24	27	43
Vipers FC	22	12	3	7	52	29	23	39
Eastern United	22	12	3	7	34	22	12	39
Adelaide University SC	22	11	2	9	53	45	8	35
Gawler	22	9	3	10	47	49	-2	30
Playford	22	4	4	14	38	62	-24	16
Modbury Vista	22	3	3	16	29	92	-63	12
Mount Barker United SC	22	2	4	16	22	59	-37	10
Uni SA FC	22	1	2	19	20	94	-74	5

2017 State League 2 - Reserves

Team	P	W	D	L	F	A	GD	PTS
Fulham United FC	22	20	1	1	113	16	97	61
Playford	22	16	3	3	60	25	35	51
Seaford Rangers	22	14	3	5	76	35	41	45
Adelaide Cobras	22	14	2	6	69	33	35	44
Northern Demons	22	12	4	6	58	38	20	40
Vipers FC	22	10	2	10	49	45	4	32
Gawler	22	8	2	12	45	52	-7	26
Eastern United	22	7	3	12	58	57	1	24
Adelaide University SC	22	6	2	14	34	67	-33	20
Uni SA FC	22	4	2	16	36	117	-81	14
Modbury Vista	22	4	1	17	34	71	-37	13
Mount Barker United SC	22	4	1	17	25	101	-76	13

2017 State League 2 - Under 18

Team	P	W	D	L	F	A	GD	PTS
Fulham United FC	22	14	2	2	83	20	63	44
Gawler	22	14	1	3	68	31	37	43
Playford	22	11	4	3	66	32	34	37
Eastern United	22	11	0	7	52	46	6	33
Northern Demons	22	9	3	6	41	32	9	30
Adelaide Cobras	22	6	3	9	37	36	1	21
Seaford Rangers	22	5	4	9	33	46	-13	19
Vipers FC	22	3	4	11	33	77	-44	13
Mount Barker United SC	22	3	1	14	32	73	-41	10
Modbury Visa	22	2	2	14	25	77	-52	8

2017 State League 2 - Final Series

WEEK 1							
19/08/2017	Elimination Final	Northern Demons	0	v	1	Seaford Rangers	
19/08/2017	Elimination Final	Adelaide Cobras	1	v	1	Vipers FC	
			2	v	1		
				AET			
20/08/2017	Qualifying Final	Fulham United	3	v	1	Eastern United	
WEEK 2							
26/08/2017	Qualifying Final	Fulham United	2	v	1	Adelaide Cobras	
26/08/2017	Elimination Final	Seaford Rangers	2	v	2	Northern Demons	
WEEK 3							
2/09/2017	Preliminary Final	Northern Demons	1	v	5	Fulham United	
WEEK 4							
9/09/2017	Grand Final	Seaford Rangers	2	v	1	Fulham United	
				AET			

2017 State League 2 Reserves - Final Series

WEEK 1							
19/08/2017	Elimination Final	Adelaide Cobras	0	v	1	Northern Demons	
19/08/2017	Elimination Final	Seaford Rangers	3	v	3	Vipers FC	
			7	v	6		
				PENS			
20/08/2017	Qualifying Final	Fulham United	3	v	2	Playford	
WEEK 2							
26/08/2017	Qualifying Final	Playford	4	v	4	Fulham United	
26/08/2017	Elimination Final	Seaford Rangers	0	v	2	Northern Demons	
WEEK 3							
2/09/2017	Preliminary Final	Playford	1	v	0	Northern Demons	
WEEK 4							
10/09/2017	Grand Final	Fulham United	0	v	4	Playford	

2017 State League 2 Under 18 - Final Series

WEEK 1							
19/08/2017	Elimination Final	Eastern United	2	v	2	Northern Demons	
			4	v	3		
				AET			
19/08/2017	Elimination Final	Playford	2	v	1	Adelaide Cobras	
19/08/2017	Qualifying Final	Fulham United	3	v	0	Gawler	
WEEK 2							
26/08/2017	Qualifying Final	Gawler	2	v	3	Fulham United	
26/08/2017	Elimination Final	Playford	1	v	1	Eastern United	
			2	v	1		
				AET			
WEEK 3							
2/09/2017	Preliminary Final	Playford	2	v	3	Gawler	
WEEK 4							
9/09/2017	Grand Final	Fulham United	4	v	1	Gawler	



LEAGUE TABLES - NATIONAL PREMIER LEAGUE 2017

2017 PlayStation 4 Women's National Premier League

Team	P	W	D	L	F	A	GD	PTS
West Adelaide	21	14	4	3	65	15	50	46
Metro United WFC	21	14	4	3	66	23	43	46
Adelaide City	21	14	3	4	91	17	74	45
Adelaide University	21	14	3	4	82	36	46	45
Fulham United	21	9	2	10	52	58	-6	29
Salisbury Inter	21	4	4	13	23	65	-42	16
Cumberland United	21	4	2	15	32	47	-15	14
Campbelltown City	21	0	0	21	6	156	-150	0

2017 PlayStation 4 Women's National Premier League - Reserves

Team	P	W	D	L	F	A	GD	PTS
Adelaide University	20	17	1	2	112	23	89	52
Adelaide City	20	14	0	6	69	27	42	42
West Adelaide	21	12	3	6	59	30	29	39
Metro United WFC	21	11	5	5	53	37	26	38
Salisbury Inter	21	11	1	9	54	50	4	34
Fulham United	19	6	1	12	36	72	-36	19
Cumberland United	19	2	2	15	29	73	-44	8
Campbelltown City	21	1	1	19	21	131	-110	4

2017 PlayStation 4 Women's NPL SA - Final Series

ROUND 1					
25/08/2017	Adelaide City	3	v	2	Adelaide Uni
25/08/2017	West Adelaide	3	v	3	Metro United WFC
		4	v	3	
ROUND 2					
1/09/2017	Metro United WFC	1	v	2	Adelaide City
GRAND FINAL					
9/09/2017	West Adelaide	1	v	4	Adelaide City

2017 PlayStation 4 Women's NPL SA Reserves - Final Series

ROUND 1					
25/08/2017	Metro United WFC	4	v	2	West Adelaide
25/08/2017	Adelaide University	4	v	0	Adelaide City
ROUND 2					
1/09/2017	Adelaide City	4	v	1	Metro United WFC
GRAND FINAL					
10/09/2017	Adelaide University	2	v	3	Adelaide City

HIGHEST GOAL SCORERS 2017

PLAYSTATION 4 NATIONAL PREMIER LEAGUE

NPL Highest Goal Scorers - The Top Five Place getters were

Family Name	Firstname	Club Name	GP	Goals
Costa	Anthony	Adelaide City FC	21	22
Wiens	Andreas	Adelaide Comets	22	18
Briscoe	Thomas	West Adelaide Soccer Club	22	14
Mullen	Alexander	Para Hills FC	22	13
Grandi	Daniele	Adelaide Blue Eagles	14	12
Strain	Thomas	Campbelltown City Soccer Club	20	12
Esposito	Christian	North Eastern Metrostars Soccer Club	22	12

NPL Reserves Highest Goal Scorers - The Top Five Place getters were:

Family Name	Firstname	Club Name	GP	Goals
D'Agostino	Dylan	North Eastern Metrostars Soccer Club	21	19
Beric	Ninko	Adelaide United - NPL	21	16
Anderson	Hamish	Cumberland United Football Club	21	13
Williams	Declan	Para Hills FC	22	11
Davila	Joseph	Adelaide Blue Eagles	21	9
Toure	Alhassan	Croydon Kings Football Club	11	9

NPL U18 Highest Goal Scorers - The Top Five Place getters were:

Family Name	Firstname	Club Name	GP	Goals
Conneh	Mohamed	Para Hills FC	22	26
Smith	Lansana	Adelaide Comets	18	18
Muhoma	Raymond	SA NTC	20	17
Bernardi	Nicholas	Adelaide City FC	11	15
Ulaj	Mark	Para Hills FC	20	15
Scaffidi	Brandon	Adelaide Olympic FC	15	15

PLAYSTATION 4 WOMEN'S NATIONAL PREMIER LEAGUES

WNPL Highest Goal Scorers - The Top Five Place getters were:

Family Name	Firstname	Club Name	GP	Goals
Rojas	Maria Jose	Adelaide University Soccer Club	17	34
Tilley	Nicole	West Adelaide Soccer Club	21	25
Di Bartolo	Daniela	Adelaide City Womens Football Club	17	21
Powell	Tiarn	Adelaide City Womens Football Club	21	21
Panagaris	Chrissy	Metro United WFC	20	18

WNPL Reserves Highest Goal Scorers - The Top Five Place getters were:

Family Name	Firstname	Club Name	GP	Goals
Weeks	Pirrie	Adelaide University Soccer Club	16	27
Klass	Velvet	Adelaide University Soccer Club	20	15
Wilson	Olivia	West Adelaide Soccer Club	20	14
Selby	Paige	Adelaide University Soccer Club	12	14
Garrett	Taylor	Adelaide University Soccer Club	19	13

HIGHEST GOAL SCORERS 2017

STATE LEAGUE ONE AWARDS

SL1 Highest Goal Scorers - The Top Five Place getters were:

Family Name	Firstname	Club Name	GP	Goals
Thurston	Adam	South Adelaide Panthers Football Club	22	15
Macdonald	Robert	Modbury Jets	13	14
Thornton	David	South Adelaide Panthers Football Club	21	11
Bowman	Samuel	Adelaide Hills Hawks	19	10
Lloyd	Louis	Cove FC	21	10
Fombason	Herman	Adelaide Victory FC	22	10

SL1 Reserves Highest Goal Scorers - The Top Five Place getters were:

Family Name	Firstname	Club Name	GP	Goals
Paul	Patrick	Raiders FC	17	19
Abbasi	Asad	Modbury Jets	21	18
Tripodi	Nathan	Western Strikers	21	14
Marnerou	Lefterry	White City Woodville (FFSA)	20	14
Taylor	Joey	Noarlunga United	17	14

SL1 U18 Highest Goal Scorers - The Top Five Place getters were:

Family Name	Firstname	Club Name	GP	Goals
Cafasso	Samuel	Western Strikers	18	45
Loua	Moriba	Adelaide Victory FC	19	32
Scambiatterra	Austyn	Western Strikers	21	25
De-Virgilio	Giacomo	White City Woodville (FFSA)	12	23
Ayre	Thomas	Modbury Jets	15	16

STATE LEAGUE TWO AWARDS

SL2 Highest Goal Scorers - The Top Five Place getters were:

Family Name	Firstname	Club Name	GP	Goals
Julardzija	Sanjin	Fulham United Football Club	21	24
Balsamo	Marco	Northern Demons	20	18
Capurso	Jaylan	Northern Demons	20	17
Al Azri	Mohammed	Adelaide University Soccer Club	22	16
Folly	Thierry	Adelaide University Soccer Club	20	15

SL2 Reserves Highest Goal Scorers - The Top Five Place getters were:

Family Name	Firstname	Club Name	GP	Goals
Skanes	Owen	Fulham United Football Club	19	24
Trimboli	Domenico	Fulham United Football Club	19	17
Spadavecchia	Samuel	Northern Demons	13	16
McKee	Liam	Seaford Rangers FC	19	16
Hatzidavid	Ilias	Adelaide Cobras FC	10	11

SL2 U18 Highest Goal Scorers - The Top Five Place getters were:

Family Name	Firstname	Club Name	GP	Goals
Gretchko	Kirill	Eastern United FC	16	19
Russo	Luke	Fulham United Football Club	12	19
Baumann	Mason	Playford City Soccer & Community Club	15	18
O'Hara	Matthew	Fulham United Football Club	17	16
Chapipat	Tapanon	Gawler Soccer & Sports Club Inc	18	14

WESTFIELD FFA CUP PRELIMINARY ROUND (FEDERATION CUP) 2017 RESULTS

PRELIMINARY ROUND - SATURDAY 11TH MARCH 2017

International SC	3	v	3	Rostrevor Old Collegians SC	Casadio Park
------------------	---	---	---	-----------------------------	--------------

PRELIMINARY ROUND - SATURDAY 13TH MARCH 2017

Fulham United FC	9	v	1	Apollo SC	The Parks Football Centre
Mount Barker United SC	1	v	6	Gawler SC	Cornerstone College
Vipers FC	1	v	0	Modbury Vista	St Clair Oval
Adelaide University Soccer Club	5	v	1	Seaford Rangers	University Ovals
Northern Demons	8	v	2	Uni SA FC	Bryne Park
Eastern United FC	1	v	4	Western Strikers	Athelstone Recreation Reserve
Playford City	0	v	0	Centrals SC	Ramsay Park
Barmera United SC	1	v	4	Renmark Olympic SC	Barmera P1
Adelaide Cobras	2	v	2	Mercedes Old Collegians	The Parks Football Centre

ROUND ONE - SATURDAY 25TH MARCH 2017

Playford City	2	v	5	Gawler SC	Ramsay Park
Adelaide Hills Hawks	1	v	3	Adelaide Comets	Hawks Nest
Vipers FC	0	v	2	Western Strikers	Carnegie Reserve
Adelaide City	7	v	0	Adelaide Cobras	Adelaide City Park
Sturt Lions	2	v	8	Para Hills Knights	Adelaide Shores Football Centre
Northern Demons	0	v	1	Adelaide University SC	Bryne Park
Pirates	2	v	5	Croydon Kings	Pirate Park
Cumberland United FC	14	v	2	International SC	A.A Bailey Reserve
Noarlunga United	1	v	2	Modbury Jets	Wilfred Taylor Reserve
Adelaide Victory FC	7	v	0	Fulham United FC	Rushworth Reserve
Cove FC	3	v	3	WT Birkalla	Cove Sports and Community Centre
Metrostars SC	3	v	3	Adelaide Olympic FC	TK Shutter Reserve
Campbelltown City SC	9	v	1	Salisbury United	Steve Woodcock Sports Centre
West Adelaide SC	5	v	2	South Adelaide Panthers	Marden Sports Complex
Renmark Olympic SC	0	v	11	Adelaide Blue Eagles	Renmark P1
White City	1	v	0	Raiders	Frank Mitchell Park

ROUND TWO - THURSDAY 13TH APRIL 2017

Campbelltown City SC	1	v	0	West Adelaide SC	Steve Woodcock Sports Centre
Adelaide Blue Eagles	1	v	1	Modbury Jets	Marden Sports Complex

ROUND TWO - SATURDAY 15TH APRIL 2017

Cumberland United FC	1	v	5	MetroStars SC	A.A Bailey Reserve
Adelaide City	4	v	0	White City	Adelaide City Park
Adelaide Victory FC	1	v	2	Para Hills Knights	Rushworth Reserve
WT Birkalla	3	v	1	Western Strikers	Jack Smith Park
Adelaide Comets	2	v	3	Croydon Kings	SA Athletics Stadium
Adelaide University Soccer Club	2	v	3	Gawler SC	University Ovals

ROUND TWO - MONDAY 17TH APRIL 2017

Adelaide University Soccer Club	2	v	3	Gawler SC	University Ovals
---------------------------------	---	---	---	-----------	------------------

QUARTER FINALS - SATURDAY 13TH MAY 2017

Metrostars SC	4	v	2	Croydon Kings	TK Shutter Reserve
WT Birkalla	2	v	0	Para Hills Knights	Jack Smith Park
Campbelltown City SC	1	v	2	Adelaide City	Steve Woodcock Sports Centre

QUARTER FINALS - MONDAY 15TH MAY 2017

Adelaide Blue Eagles	7	v	0	Gawler SC	Marden Sports Complex
----------------------	---	---	---	-----------	-----------------------

SEMI FINALS - TUESDAY 6TH JUNE 2017

WT Birkalla	0	v	2	MetroStars SC	Adelaide Shores Football Centre
Adelaide Blue Eagles	1	v	5	Adelaide City	The Parks Football Centre

GRAND FINAL - SATURDAY 24TH JUNE 2017

Adelaide City	0	v	2	MetroStars SC	Coopers Stadium
---------------	---	---	---	---------------	-----------------



2017 JUNIOR GIRLS & WOMEN'S LEAGUE TABLES

2017 Women's State League

Team	P	W	L	D	F	A	GD	PTS
FFSA NTC Girls	20	19	1	0	143	11	132	57
Adelaide Comets	20	13	4	3	99	40	59	42
Para Hills Knights	20	10	7	3	98	62	36	33
South Adelaide	20	10	8	2	73	44	29	32
Stirling Districts	20	4	16	0	28	121	-93	12
Croydon Kings	20	0	20	0	10	173	-163	0

2017 Playstation 4 Women's NPL & Women's State League Play-off Series

ROUND 1	25/08/2017	Adelaide Comets	0	v	1	Cumberland United
ROUND 2	1/09/2017	Cumberland United	2	v	0	Adelaide Comets

2017 Women's State League - Reserves

Team	P	W	L	D	F	A	GD	PTS
Adelaide Comets	16	12	1	3	117	12	105	39
South Adelaide	16	11	4	1	83	25	58	34
Para Hills Knights	16	8	5	3	73	23	50	27
Stirling Districts	16	5	10	1	47	60	-13	16
Croydon Kings	16	0	16	0	4	204	-200	0

2017 Women's Division 1

Team	P	W	L	D	F	A	GD	PTS
Flinders Flames	18	15	2	1	54	18	36	46
Metro United WFC	18	13	4	1	37	21	16	40
Adelaide University	18	12	3	3	58	20	38	39
Salisbury Inter	18	7	10	1	35	41	-6	22
Para Hills East	17	4	10	3	24	41	-17	15
Eastern Elite	18	2	13	3	18	52	-34	9
Cumberland United	17	1	12	4	18	51	-33	7

No Play Games Para Hills East v Cumberland United

2017 Women's Division 2

Team	P	W	L	D	F	A	GD	PTS
Adelaide Jaguars	21	18	2	1	58	11	47	56
Adelaide University	21	15	1	5	60	23	37	46
Vipers	21	12	3	6	41	30	11	39
Ingle Farm	21	12	2	7	47	39	8	38
Raiders	20	9	3	8	27	23	4	30
UniSA	21	3	3	15	29	59	-30	12
Torrens Valley	20	3	1	16	18	56	-38	10
Eastern Elite	21	3	1	17	15	54	-39	10

No Play Games Raiders v Torrens Valley

2017 JUNIOR GIRLS & WOMEN'S LEAGUE TABLES

2017 Women's Division 3

Team	P	W	L	D	F	A	GD	PTS
Parafield Gardens	16	11	3	2	53	15	38	35
Seymour	16	11	4	1	66	29	37	34
Modbury Jets	16	11	5	0	38	28	10	33
Angle Vale	16	10	4	2	31	13	18	32
Tea Tree Gully	16	8	6	2	40	40	0	26
Adelaide University	16	7	8	1	31	33	-2	22
Hahndorf	16	5	11	0	26	52	-26	15
Salisbury Inter	16	2	13	1	19	51	-32	7
Metro United WFC	16	2	13	1	16	59	-43	7

2017 Women's Division 4

Team	P	W	L	D	F	A	GD	PTS
Elizabeth Grove	17	17	0	0	101	8	93	51
Modbury Vista	18	15	3	0	70	22	48	45
Elizabeth Tigers	17	11	4	2	59	34	25	35
Flinders Flames	18	10	5	3	46	30	16	33
Barossa United	18	8	8	2	39	43	-4	26
Elizabeth Vale	18	7	9	2	37	39	-2	23
Adelaide University	18	6	9	3	36	55	-19	21
UniSA	18	2	13	3	31	84	-53	9
Salisbury Villa	18	2	14	2	22	66	-44	8
Tea Tree Gully	18	2	15	1	23	83	-60	7

No Play Games Elizabeth Grove v Elizabeth Tigers

2017 Women's Division 5

Team	P	W	L	D	F	A	GD	PTS
Mount Barker United	18	17	0	1	105	12	93	52
Andrews Farm	18	12	5	1	72	33	39	37
Northern Wolves	18	11	6	1	49	32	17	34
Para Hills East	18	10	7	1	46	24	22	31
Flinders Flames	18	9	6	3	30	35	-5	30
Elizabeth Grove	18	9	7	2	53	56	-3	29
Salisbury Inter	18	5	9	4	30	43	-13	19
Adelaide Tigers FC	18	5	12	1	39	61	-22	16
Angle Vale	18	3	15	0	11	75	-64	9
Adelaide University	18	1	15	2	20	84	-64	5

2017 Women's Collegiate League

Team	P	W	L	D	F	A	GD	PTS
Old Ignatians	12	10	1	1	77	10	67	31
Mercedes Old Collegians	12	10	1	1	70	19	51	31
Pembroke Old Scholars	12	6	4	2	38	22	16	20
Sacred Heart Old Collegians	12	6	6	0	21	32	-11	18
Westminster Old Scholars	12	4	7	1	20	29	-9	13
Seymour	12	2	9	1	19	58	-39	7
BOSA	12	0	10	2	4	79	-75	2



2017 Under 17 Girls Red

Team	P	W	L	D	F	A	GD	PTS
Campbelltown City	21	18	2	1	91	24	67	55
Metro United WFC	21	16	5	0	74	23	51	48
Cumberland United	21	12	7	2	71	34	37	38
Adelaide University	20	10	10	0	72	56	16	30
Adelaide Comets	21	8	10	3	59	51	8	27
Para Hills Knights	21	7	13	1	53	93	-40	22
Fulham United	19	6	13	0	40	63	-23	18
Elizabeth Grove	20	1	18	1	11	127	-116	4

No Play Games

Elizabeth Grove v Fulham United

Adelaide University v Fulham United

2017 Under 17 Girls Blue

Team	P	W	L	D	F	A	GD	PTS
Gawler	21	13	3	5	48	19	29	44
Salisbury Inter	21	14	6	1	62	28	34	43
Adelaide Jaguars	21	13	4	4	49	22	27	43
Adelaide City	21	12	4	5	53	25	28	41
South Adelaide	20	5	11	4	30	33	-3	19
Adelaide University	21	5	14	2	24	73	-49	17
West Adelaide	21	4	14	3	23	54	-31	15
Cumberland United	20	4	14	2	23	58	-35	14

No Play Games South Adelaide v Cumberland United

2017 Under 15 Girls Red

Team	P	W	L	D	F	A	GD	PTS
Fulham United	21	18	0	3	83	17	66	57
Cumberland United	21	12	6	3	60	25	35	39
Metro United WFC	21	10	6	5	51	27	24	35
Campbelltown City	21	7	4	10	43	24	19	31
Adelaide City	21	9	10	2	63	57	6	29
Modbury Vista	21	8	10	3	51	44	7	27
Adelaide University	21	5	12	4	41	47	-6	19
Para Hills Knights	21	0	21	0	1	152	-151	0

2017 Under 15 Girls Blue

Team	P	W	L	D	F	A	GD	PTS
Cumberland United	18	14	2	2	70	13	57	44
Adelaide Comets	18	14	3	1	58	12	46	43
Fulham United	18	13	5	0	53	24	29	39
Adelaide Jaguars	18	8	7	3	27	38	-11	27
South Adelaide	18	5	12	1	26	51	-25	16
Adelaide City	18	4	12	2	26	49	-23	14
Adelaide University	18	0	17	1	12	85	-73	1

2017 Under 15 Girls Purple

Team	P	W	L	D	F	A	GD	PTS
Cove Marion	21	14	1	6	69	19	50	48
Salisbury Inter	21	14	4	3	62	30	32	45
Adelaide Comets	21	14	5	2	70	32	38	44
Gawler	21	13	6	2	65	26	39	41
Tea Tree Gully	21	8	8	5	53	44	9	29
Cumberland United	20	4	13	3	25	52	-27	15
Modbury Vista	21	4	14	3	30	77	-47	15
West Adelaide	20	0	20	0	6	100	-94	0

No Play Games Cumberland United v West Adelaide

2017 Under 13 Girls Red

Team	P	W	L	D	F	A	GD	PTS
Fulham United	17	15	2	0	81	13	68	45
Cumberland United - Green	18	14	3	1	63	22	41	43
Adelaide University	18	13	4	1	50	15	35	40
Cumberland United - White	17	9	5	3	39	12	27	30
Modbury Vista	18	9	9	0	54	34	20	27
Cove Marion	18	7	8	3	24	37	-13	24
Campbelltown City	17	6	10	1	25	45	-20	19
Adelaide Comets	17	4	9	4	17	29	-12	16
Metro United WFC	18	3	14	1	13	65	-52	10
Para Hills Knights	18	0	16	2	13	107	-94	2

No Play Games

Fulham United v Campbelltown City

Cumberland United - White v Adelaide Comets

2017 Under 13 Girls Blue

Team	P	W	L	D	F	A	GD	PTS
Adelaide City	18	17	1	0	97	9	88	51
South Adelaide	18	15	2	1	100	27	73	46
Fulham United	17	12	4	1	86	40	46	37
Cumberland United	18	11	4	3	73	36	37	36
Adelaide University	18	9	7	2	59	54	5	29
Gawler	18	6	11	1	44	74	-30	19
Adelaide Jaguars	18	3	12	3	60	93	-33	12
Tea Tree Gully	18	3	13	2	36	87	-51	11
West Adelaide	17	3	12	2	31	95	-64	11
Salisbury Inter - U13 Blue	18	1	14	3	12	83	-71	6

No Play Games Fulham United v West Adelaide

2017 GIRLS & WOMEN'S LEAGUE WINNERS & RUNNERS UP

Winner

Runner Up

PlayStation 4 Women's NPL Champions
Adelaide City

West Adelaide

PlayStation 4 Women's NPL Reserves Champions
Adelaide City

Adelaide University

PlayStation 4 Women's NPL Premiers
West Adelaide

PlayStation 4 Women's NPL Reserves Premiers
Adelaide University

Women's State League
FFSA NTC Girls

Adelaide Comets

Women's State League Reserves
Adelaide Comets

South Adelaide

Women's Division 1
Flinders Flames

Metro United WFC

Women's Division 2
Adelaide Jaguars

Adelaide University

Women's Division 3
Parafield Gardens

Seymour

Women's Division 4
Elizabeth Grove

Modbury Vista

Women's Division 5
Mt Barker United

Andrews Farm

Women's Collegiate League
Old Ignatians

Mercedes

Under 17 Girls Red
Campbelltown City

Metro United WFC

Under 17 Girls Blue
Gawler

Salisbury Inter

Under 15 Girls Red
Fulham United

Cumberland United

Under 15 Girls Blue
Cumberland United

Adelaide Comets

Under 15 Girls Purple
Cove Marion

Salisbury Inter

Under 13 Girls Red
Fulham United

Cumberland United

Under 13 Girls Blue
Adelaide City

South Adelaide

2017 GIRLS & WOMEN'S CUP WINNERS & RUNNERS UP

Winner

Runner Up

Women's Premier & State League Cup
Adelaide City

Adelaide University

Women's Premier & State Reserves League Cup
Adelaide University

Metro United WFC

Women's Division 1/2/3 Cup
Raiders

Para Hills East

Women's Division 4/5/CWL Cup
Elizabeth Grove

Pembroke

Under 17 Girls Cup
Campbelltown City

Metro United WFC

Under 15 Girls Cup
Adelaide Comets

Metro United WFC

Under 13 Girls Cup
Fulham United

Adelaide City

2017 JUNIOR LEAGUE TABLES

U12 A JPL

POS	TEAM	P	W	D	L	F	A	GD	PTS
1	Adelaide City	10	9	1	0	40	5	35	28
2	MetroStars	10	7	3	0	52	9	43	24
3	WT Birkalla	10	7	0	3	31	14	17	21
4	Raiders	11	7	0	4	29	18	11	21
5	West Adelaide	10	5	3	2	20	10	10	18
6	Cumberland United	11	4	4	3	31	20	11	16
7	Para Hills Knights	11	4	4	3	23	13	10	16
8	Fulham United	11	4	3	4	17	20	-3	15
9	Adelaide Comets	11	4	1	6	30	25	5	13
10	Adelaide Blue Eagles	11	1	1	9	12	46	-34	4
11	Adelaide Olympic	11	1	0	10	11	70	-59	3
12	Adelaide Hills	11	0	2	9	12	58	-46	2

NO PLAY GAMES

Under 12 A JPL	Adelaide City	vs	West Adelaide
Under 12 A JPL	WT Birkalla	vs	MetroStars

U12 B JPL

POS	TEAM	P	W	D	L	F	A	GD	PTS
1	Croydon	11	11	0	0	61	13	48	33
2	Uni SA	10	8	1	1	32	15	17	25
3	Sturt Lions	11	5	3	3	45	30	15	18
4	Campbelltown City	11	6	0	5	34	28	6	18
5	The Cove	11	5	2	4	31	25	6	17
6	Noarlunga United	11	4	3	4	27	26	1	15
7	South Adelaide	11	4	3	4	22	23	-1	15
8	Eastern United	11	4	3	4	16	18	-2	15
9	Western Strikers	11	3	3	5	14	25	-11	12
10	Modbury Vista	10	2	2	6	14	28	-14	8
11	Gawler	11	2	2	7	18	36	-18	8
12	Pirates	11	0	0	11	5	52	-47	0

NO PLAY GAMES

Under 12 B JPL	Modbury Vista	vs	Uni SA
----------------	---------------	----	--------

U12 C JPL

POS	TEAM	P	W	D	L	F	A	GD	PTS
1	Adelaide Victory FC	11	8	1	1	39	15	24	25
2	Adelaide University	11	7	0	3	31	12	19	21
3	FFSA U13 Girls	11	6	2	2	35	16	19	20
4	Adelaide Cobras	11	6	2	2	29	13	16	20
5	Modbury Jets	11	5	1	4	37	17	20	16
6	Seaford	11	5	1	4	29	28	1	16
7	Playford City	11	4	0	6	22	27	-5	12
8	Salisbury United	11	3	0	7	15	51	-36	9
9	Vipers FC	10	2	2	5	17	26	-9	8
10	Mount Barker United	11	2	1	7	11	44	-33	7
11	White City	10	1	0	8	19	35	-16	3

U13A JPL

POS	TEAM	P	W	D	L	F	A	GD	PTS
1	MetroStars	22	19	0	3	118	21	97	57
2	Para Hills Knights	22	18	3	1	109	20	89	57
3	Adelaide City	22	17	4	1	108	16	92	55
4	Raiders	22	15	3	4	88	34	54	48
5	Cumberland United	22	11	2	9	63	57	6	35
6	Adelaide Comets	21	8	3	10	43	48	-5	27
7	Adelaide Olympic	21	7	1	13	28	76	-48	22
8	Adelaide Blue Eagles	22	6	3	13	27	76	-49	21
9	Campbelltown City	21	4	3	14	29	70	-41	15
10	Noarlunga United	21	4	3	14	34	84	-50	15
11	Adelaide Hills	22	4	1	17	33	107	-74	13
12	Croydon	22	3	2	17	33	104	-71	11

NO PLAY GAMES

Under 13 A JPL	Noarlunga United	vs	Campbelltown City
Under 13 A JPL	Adelaide Olympic	vs	Adelaide Comets

U13 B JPL

POS	TEAM	P	W	D	L	F	A	GD	PTS
1	West Adelaide	22	19	1	2	104	24	80	58
2	Modbury Vista	22	13	4	5	57	30	27	43
3	Sturt Lions	22	12	3	7	88	67	21	39
4	White City	22	12	3	7	68	61	7	39
5	The Cove	22	12	2	8	51	34	17	38
6	Seaford	22	12	0	10	73	74	-1	36
7	Modbury Jets	22	10	4	8	54	52	2	34
8	FFSA U15 Girls	22	9	2	11	59	45	14	29
9	South Adelaide	22	8	3	11	43	51	-8	27
10	WT Birkalla	22	8	1	13	49	78	-29	25
11	Mount Barker United	22	3	0	19	36	104	-68	9
12	Playford City	22	2	1	19	39	101	-62	7



2017 JUNIOR LEAGUE TABLES

U13 C JPL

POS	TEAM	P	W	D	L	F	A	GD	PTS
1	Adelaide University	18	16	0	2	123	27	96	48
2	Adelaide Cobras	17	13	2	2	90	33	57	41
3	Western Strikers	18	12	1	5	82	51	31	37
4	Northern Demons	18	10	1	7	82	43	39	31
5	Salisbury United	18	9	2	7	64	46	18	29
6	Pirates	18	9	1	8	75	74	1	28
7	Fulham United	18	8	1	9	57	55	2	25
8	Eastern United	18	4	2	12	29	59	-30	14
9	Adelaide Victory FC	18	2	0	16	28	81	-53	6
10	Gawler	17	1	0	16	11	172	-161	3

NO PLAY GAMES

Under 13 C JPL	Adelaide Cobras	vs	Gawler
----------------	-----------------	----	--------

U14 A JPL

POS	TEAM	P	W	D	L	F	A	GD	PTS
1	Adelaide City	22	16	5	1	59	20	39	53
2	FFSA U13 Boys	22	15	4	3	99	31	68	49
3	Adelaide Blue Eagles	22	13	4	5	66	46	20	43
4	Raiders FC	20	12	1	7	64	32	32	37
5	Cumberland United	22	10	6	6	51	39	12	36
6	MetroStars	20	10	4	6	31	30	1	34
7	South Adelaide	20	8	1	11	34	49	-15	25
8	Croydon	22	7	3	12	40	73	-33	24
9	White City	21	7	2	12	36	50	-14	23
10	Para Hills Knights	21	6	3	12	32	45	-13	21
11	Noarlunga United	22	4	0	18	24	81	-57	12
12	WT Birkalla	21	3	1	17	23	60	-37	10

NO PLAY GAMES

Under 14 A JPL	South Adelaide	vs	Raiders FC
Under 14 A JPL	MetroStars	vs	WT Birkalla
Under 14 A JPL	South Adelaide	vs	MetroStars
Under 14 A JPL	Para Hills Knights	vs	Raiders FC

U14 B JPL

POS	TEAM	P	W	D	L	F	A	GD	PTS
1	Campbelltown City	22	16	1	3	58	27	31	49
2	Adelaide Comets	21	12	3	4	53	30	23	39
3	Eastern United	22	12	2	6	59	36	23	38
4	Modbury Jets	22	10	6	4	65	31	34	36
5	Seaford	22	10	2	8	53	40	13	32
6	Adelaide Olympic	22	9	2	9	58	54	4	29
7	Adelaide Victory FC	22	7	4	9	39	46	-7	25
8	FFSA NTC Girls	20	6	2	10	28	37	-9	20
9	Gawler	21	4	6	9	47	60	-13	18
10	West Adelaide	22	4	3	13	25	62	-37	15
11	Adelaide Cobras	22	2	1	17	29	91	-62	7

NO PLAY GAMES

Under 14 B JPL	Gawler	vs	FFSA NTC Girls
Under 14 B JPL	FFSA NTC Girls	vs	Adelaide Comets

U14 C JPL

POS	TEAM	P	W	D	L	F	A	GD	PTS
1	Modbury Vista	18	17	1	0	91	10	81	52
2	Salisbury United	18	14	2	2	95	23	72	44
3	Fulham United	18	13	0	5	92	18	74	39
4	Sturt Lions	18	12	2	4	70	29	41	38
5	Pirates	18	9	1	8	47	41	6	28
6	Uni SA	18	8	3	7	46	60	-14	27
7	Mount Barker United	18	5	0	13	28	76	-48	15
8	Adelaide University	18	3	3	12	17	86	-69	12
9	Western Strikers	18	2	2	14	17	106	-89	8
10	Playford City	18	0	0	18	0	54	-54	0

U15 A JPL

POS	TEAM	P	W	D	L	F	A	GD	PTS
1	Raiders	21	14	3	4	60	33	27	45
2	Cumberland United	22	13	4	5	57	38	19	43
3	FFSA U14 Boys	22	13	2	7	88	40	48	41
4	Adelaide City	21	11	4	6	42	30	12	37
5	WT Birkalla	21	11	3	7	66	44	22	36
6	Para Hills Knights	21	11	3	7	63	43	20	36
7	Modbury Jets	22	10	3	9	59	47	12	33
8	MetroStars	22	10	2	10	49	49	0	32
9	Campbelltown City	21	8	5	8	42	39	3	29
10	Adelaide Comets	22	8	3	11	40	49	-9	27
11	Adelaide Cobras	21	2	3	16	30	80	-50	9
12	Adelaide Blue Eagles	22	0	1	21	11	115	-104	1

NO PLAY GAMES

Under 15 A JPL	Raiders	vs	Para Hills Knights
Under 15 A JPL	WT Birkalla	vs	Campbelltown City
Under 15 A JPL	Adelaide Cobras	vs	Adelaide City

U15 B JPL

POS	TEAM	P	W	D	L	F	A	GD	PTS
1	Fulham United	17	12	3	2	62	29	33	39
2	Adelaide Victory FC	18	11	3	4	58	32	26	36
3	Eastern United	18	11	1	6	64	45	19	34
4	Noarlunga United	18	10	2	6	45	43	2	32
5	Croydon	18	9	4	5	68	47	21	31
6	Playford City	18	9	3	6	71	46	25	30
7	West Adelaide	17	7	0	10	55	86	-31	21
8	Salisbury United	16	3	3	10	34	53	-19	12
9	The Cove	18	2	4	12	24	54	-30	10
10	White City	18	2	1	15	25	71	-46	7

NO PLAY GAMES

Under 15 B JPL	Salisbury United	vs	Fulham United
----------------	------------------	----	---------------

U15 C JPL

POS	TEAM	P	W	D	L	F	A	GD	PTS
1	Modbury Vista	21	15	5	1	65	20	45	50
2	Western Strikers	21	14	2	5	89	53	36	44
3	Northern Demons	20	12	5	3	64	41	23	41
4	Seaford	20	10	2	8	62	52	10	32
5	Sturt Lions	21	7	5	9	45	56	-11	26
6	Vipers FC	20	6	1	13	35	76	-41	19
7	Adelaide University	21	4	4	13	48	64	-16	16
8	Adelaide Hills	20	2	0	18	29	75	-46	6

NO PLAY GAMES

Under 15 C JPL	Vipers FC	vs	Adelaide Hills
Under 15 C JPL	Seaford	vs	Northern Demons



U16 A JPL

POS	TEAM	P	W	D	L	F	A	GD	PTS
1	WT Birkalla	21	18	0	3	76	26	50	54
2	West Adelaide	22	16	1	5	66	30	36	49
3	Para Hills Knights	22	15	1	6	72	39	33	46
4	Campbelltown City	22	12	3	7	58	45	13	39
5	MetroStars	22	12	2	8	55	37	18	38
6	Cumberland United	22	11	2	9	56	46	10	35
7	Modbury Jets	22	9	2	11	51	57	-6	29
8	Pirates	22	7	3	12	50	58	-8	24
9	Adelaide Comets	21	5	4	12	33	55	-22	19
10	Adelaide City	21	6	1	14	35	64	-29	19
11	Raiders	22	5	3	14	47	72	-25	18
12	Western Strikers	21	2	2	17	24	94	-70	8
NO PLAY GAMES									
Under 16 A JPL		WT Birkalla		vs		Western Strikers			
Under 16 A JPL		Adelaide City		vs		Adelaide Comets			

U16 B JPL

POS	TEAM	P	W	D	L	F	A	GD	PTS
1	Eastern United	18	16	2	0	75	18	57	50
2	White City	18	12	3	3	55	37	18	39
3	Playford City	17	10	2	5	43	41	2	32
4	Adelaide Blue Eagles	18	9	0	9	41	45	-4	27
5	Croydon	18	8	2	8	44	50	-6	26
6	Salisbury United	18	8	1	9	41	36	5	25
7	Vipers FC	17	7	2	8	40	34	6	23
8	Mount Barker United	18	4	4	10	34	40	-6	16
9	South Adelaide	18	3	1	14	23	67	-44	10
10	Fulham United	18	2	3	13	22	50	-28	9
NO PLAY GAMES									
Under 16 B JPL		Vipers FC		vs		Playford City			

U16 C JPL

POS	TEAM	P	W	D	L	F	A	GD	PTS
1	The Cove	21	19	1	1	100	25	75	58
2	Seaford	21	13	2	6	79	41	38	41
3	Adelaide Olympic	21	12	1	8	73	60	13	37
4	Noarlunga United	20	9	4	7	42	37	5	31
5	Sturt Lions	21	8	2	11	61	79	-18	26
6	Uni SA	21	8	1	12	62	65	-3	25
7	Adelaide Cobras	20	7	3	10	53	53	0	24
8	Gawler	21	0	0	21	18	128	-110	0
NO PLAY GAMES									
Under 16 C JPL		Noarlunga United		vs		Adelaide Cobras			

U17 A JPL

POS	TEAM	P	W	D	L	F	A	GD	PTS
1	FFSA NTC Boys	21	20	1	0	131	25	106	61
2	Para Hills Knights	22	16	0	6	66	44	22	48
3	Raiders	21	14	2	5	72	37	35	44
4	Adelaide City	22	14	2	6	66	34	32	44
5	MetroStars	22	13	0	9	75	54	21	39
6	WT Birkalla	20	9	1	10	37	71	-34	28
7	Campbelltown City	22	9	0	13	56	66	-10	27
8	Cumberland United	21	6	4	11	39	53	-14	22
9	Adelaide Comets	21	6	1	14	36	66	-30	19
10	Salisbury United	22	5	1	16	41	67	-26	16
11	Gawler	21	5	0	16	34	83	-49	15
12	Modbury Jets	21	5	0	16	42	95	-53	15
NO PLAY GAMES									
Under 17 A JPL		Adelaide Comets		vs		FFSA NTC Boys			
Under 17 A JPL		Raiders		vs		Gawler			
Under 17 A JPL		WT Birkalla		vs		Modbury Jets			
Under 17 A JPL		Cumberland United		vs		WT Birkalla			

U17 B JPL

POS	TEAM	P	W	D	L	F	A	GD	PTS
1	Cumberland United JSL	18	14	3	1	60	12	48	45
2	Adelaide Olympic	18	13	4	1	55	17	38	43
3	Sturt Lions	18	11	1	6	34	26	8	34
4	Playford City	18	10	3	5	47	41	6	33
5	Plympton Bulldogs	18	8	3	7	41	42	-1	27
6	South Adelaide	17	6	2	9	47	43	4	20
7	Paralowie Eagles	18	6	1	11	30	40	-10	19
8	Western Strikers	18	3	3	12	25	49	-24	12
9	Adelaide University	18	3	3	12	12	58	-46	12
10	White City	17	2	3	12	20	43	-23	9
NO PLAY GAMES									
Under 17 B JPL		South Adelaide		vs		White City			

U12 JSL Red

POS	TEAM	P	W	D	L	F	A	GD	PTS
1	Adelaide City Black JSL	17	17	0	0	110	12	98	51
2	MetroStars JSL	17	14	1	2	86	20	66	43
3	Para Hills Knights JSL	18	10	1	7	50	44	6	31
4	Elizabeth Grove	18	9	3	6	77	53	24	30
5	Paralowie Eagles	18	6	5	7	54	64	-10	23
6	Raiders JSL	17	5	5	7	37	56	-19	20
7	Adelaide Comets JSL	18	5	4	9	40	63	-23	19
8	Adelaide Blue Eagles JSL	18	4	1	13	35	85	-50	13
9	West Adelaide JSL	17	3	3	11	21	67	-46	12
10	Campbelltown City Red JSL	18	3	1	14	22	68	-46	10
NO PLAY GAMES									
Under 12 JSL Red		Raiders JSL		vs		West Adelaide JSL			
Under 12 JSL Red		MetroStars JSL		vs		Adelaide City Black JSL			

U12 JSL Blue

POS	TEAM	P	W	D	L	F	A	GD	PTS
1	Seaford JSL	21	18	2	1	136	36	100	56
2	Cumberland United Gold JSL	21	17	2	2	97	14	83	53
3	WT Birkalla JSL	20	12	2	6	69	36	33	38
4	The Cove JSL	21	11	3	7	61	59	2	36
5	Sturt Lions Blue JSL	21	9	3	9	64	61	3	30
6	Sturt Lions Orange JSL	21	5	1	15	43	100	-57	16
7	Noarlunga United JSL	20	3	1	16	45	107	-62	10
8	Plympton Bulldogs	21	0	2	19	14	116	-102	2
NO PLAY GAMES									
Under 12 JSL Blue		WT Birkalla JSL		vs		Noarlunga United JSL			

2017 JUNIOR LEAGUE TABLES

U12 JSL Yellow

POS	TEAM	P	W	D	L	F	A	GD	PTS
1	Fulham United JSL	21	16	4	1	119	24	95	52
2	Cumberland United Green JSL	21	15	2	4	98	30	68	47
3	Cumberland United Blue JSL	21	14	2	5	92	36	56	44
4	Adelaide City White JSL	21	14	1	6	92	38	54	43
5	Campbelltown City White JSL	21	8	1	12	74	88	-14	25
6	Adelaide Thunder	21	7	3	11	64	68	-4	24
7	Adelaide Cobras JSL	21	2	0	19	20	156	-136	6
8	Croydon Kings JSL	21	1	1	19	23	142	-119	4

U13 JSL Red

POS	TEAM	P	W	D	L	F	A	GD	PTS
1	MetroStars JSL	18	17	1	0	106	14	92	52
2	Para Hills Knights JSL	17	12	1	4	71	28	43	37
3	Adelaide Blue Eagles JSL	18	10	5	3	43	23	20	35
4	Adelaide City JSL	18	10	3	5	65	37	28	33
5	Adelaide Comets JSL	18	9	3	6	60	37	23	30
6	Raiders JSL	18	8	2	8	62	50	12	26
7	Campbelltown City JSL	18	8	0	10	52	59	-7	24
8	Modbury Jets JSL	18	5	1	12	39	68	-29	16
9	Croydon Kings JSL	18	1	0	17	15	103	-88	3
10	West Adelaide JSL	17	1	0	16	24	118	-94	3

NO PLAY GAMES

Under 13 JSL Red West Adelaide JSL vs Para Hills Knights JSL

U13 JSL Blue

POS	TEAM	P	W	D	L	F	A	GD	PTS
1	Cumberland United JSL	18	13	2	1	86	12	74	41
2	Adelaide Thunder	18	11	3	2	75	25	50	36
3	WT Birkalla JSL	17	10	3	2	66	34	32	33
4	Noarlunga United JSL	18	7	2	7	51	44	7	23
5	Sturt Lions Blue JSL	18	6	4	6	56	40	16	22
6	Sturt Lions Orange JSL	18	7	0	9	45	53	-8	21
7	Seaford JSL	18	6	2	8	44	63	-19	20
8	Plympton Bulldogs	18	2	0	14	23	98	-75	6
9	South Adelaide JSL	17	0	2	13	20	97	-77	2

NO PLAY GAMES

Under 13 JSL Blue WT Birkalla JSL vs South Adelaide JSL

U14 JSL Red

POS	TEAM	P	W	D	L	F	A	GD	PTS
1	Adelaide City JSL	18	16	1	1	90	18	72	49
2	MetroStars JSL	18	14	2	2	80	18	62	44
3	Para Hills Knights JSL	18	13	2	3	91	34	57	41
4	Elizabeth Grove Yellow JSL	16	9	1	6	65	29	36	28
5	Raiders FC JSL	17	7	3	7	47	36	11	24
6	Campbelltown City JSL	18	7	3	8	49	49	0	24
7	Adelaide Blue Eagles JSL	18	7	0	11	53	60	-7	21
8	Elizabeth Grove Green JSL	16	3	0	13	28	99	-71	9
9	Adelaide Comets JSL	15	2	2	11	31	91	-60	8
10	Modbury Jets JSL	18	1	0	17	24	124	-100	3

NO PLAY GAMES

Under 14 JSL Red Elizabeth Grove Green JSL vs Elizabeth Grove Yellow JSL
 Under 14 JSL Red Adelaide Comets JSL vs Elizabeth Grove Green JSL
 Under 14 JSL Red Raiders FC JSL vs Adelaide Comets JSL
 Under 14 JSL Red Elizabeth Grove Yellow JSL vs Adelaide Comets JSL

U14 JSL Blue

POS	TEAM	P	W	D	L	F	A	GD	PTS
1	Cumberland United Gold JSL	22	18	1	3	114	21	93	55
2	WT Birkalla JSL	22	17	2	3	75	15	60	53
3	Cumberland United Green JSL	22	15	2	5	66	28	38	47
4	South Adelaide Blue JSL	21	13	3	5	67	40	27	42
5	Plympton Bulldogs	22	12	1	9	75	42	33	37
6	Sturt Lions Blue JSL	22	12	1	9	54	40	14	37
7	Sturt Lions Orange JSL	22	11	0	11	57	60	-3	33
8	Fulham United JSL	22	8	2	12	55	68	-13	26
9	Seaford JSL	22	7	2	13	42	55	-13	23
10	Noarlunga United JSL	22	7	1	14	32	62	-30	22
11	South Adelaide Red JSL	21	2	0	19	23	117	-94	6
12	The Cove JSL	22	0	3	19	15	127	-112	3

NO PLAY GAMES

Under 14 JSL Blue South Adelaide Red JSL vs South Adelaide Blue JSL

U15 JSL Red

POS	TEAM	P	W	D	L	F	A	GD	PTS
1	Adelaide City JSL	17	14	2	1	51	20	31	44
2	Adelaide Thunder A	18	13	2	3	74	28	46	41
3	Paralowie Eagles	18	11	2	5	57	28	29	35
4	MetroStars JSL	16	10	4	2	54	16	38	34
5	Para Hills Knights JSL	17	9	4	4	70	34	36	31
6	Modbury Jets JSL	18	8	2	8	42	45	-3	26
7	Adelaide Comets JSL	18	5	3	10	28	40	-12	18
8	Campbelltown City JSL	18	3	3	12	39	66	-27	12
9	Croydon Kings JSL	18	3	0	15	18	68	-50	9
10	Adelaide Blue Eagles JSL	18	1	0	17	11	99	-88	3

NO PLAY GAMES

Under 15 JSL Red Para Hills Knights JSL vs MetroStars JSL
 Under 15 JSL Red MetroStars JSL vs Adelaide City JSL

U15 JSL Blue

POS	TEAM	P	W	D	L	F	A	GD	PTS
1	WT Birkalla JSL	21	19	1	1	116	20	96	58
2	Cumberland United JSL	21	15	2	4	90	28	62	47
3	Noarlunga United JSL	21	13	2	6	100	33	67	41
4	Adelaide Cobras JSL	21	11	1	9	79	86	-7	34
5	Western Strikers JSL	21	7	2	12	42	57	-15	23
6	Adelaide Thunder B	21	6	1	14	47	93	-46	19
7	Sturt Lions JSL	21	5	1	15	31	99	-68	16
8	The Cove JSL	21	3	0	18	24	113	-89	9

U16 JSL

POS	TEAM	P	W	D	L	F	A	GD	PTS
1	Campbelltown City JSL	21	15	4	2	77	35	42	49
2	Cumberland United JSL	20	12	4	4	56	31	25	40
3	Plympton Bulldogs JSL	21	12	2	7	48	36	12	38
4	WT Birkalla JSL	19	10	4	5	58	43	15	34
5	Paralowie Eagles JSL	21	8	1	12	52	53	-1	25
6	Raiders JSL	17	6	3	8	48	50	-2	21
7	West Adelaide JSL	18	5	2	11	42	46	-4	17
8	Pirates FC JSL	19	0	0	19	13	100	-87	0

NO PLAY GAMES

Under 16 JSL Raiders JSL vs Pirates FC JSL
 Under 16 JSL WT Birkalla JSL vs Cumberland United JSL
 Under 16 JSL West Adelaide JSL vs Pirates FC JSL
 Under 16 JSL Raiders JSL vs WT Birkalla JSL

LEAGUE PREMIERS & CHAMPIONS

League Premiers

2017 Playstation 4 NPL

League Premier	Adelaide City
Runner Up	MetroStars
3rd Place	Adelaide Comets
4th Place	Croydon Kings
5th Place	West Adelaide
6th Place	Para Hills Knights

2017 Playstation 4 NPL Reserves

League Premier	Adelaide United
Runner Up	MetroStars
3rd Place	Croydon Kings
4th Place	Adelaide City
5th Place	Adelaide Comets
6th Place	WT Birkalla

2017 Playstation 4 NPL U18

League Premier	Para Hills Knights
Runner Up	Campbelltown City
3rd Place	SA NTC
4th Place	Adelaide Comets
5th Place	MetroStars
6th Place	WT Birkalla

2017 State League 1

League Premier	South Adelaide
Runner Up	Western Strikers
3rd Place	Modbury Jets
4th Place	Sturt Lions
5th Place	White City
6th Place	Raiders

2017 State League 1 Reserves

League Premier	Western Strikers
Runner Up	Raiders
3rd Place	South Adelaide
4th Place	White City
5th Place	Noarlunga United
6th Place	Cove FC

2017 State League 1 U18

League Premier	Western Strikers
Runner Up	Raiders
3rd Place	Adelaide Victory
4th Place	Cove FC
5th Place	White City
6th Place	Modbury Jets

2017 State League 2

League Premier	Seaford Rangers
Runner Up	Northern Demons
3rd Place	Fulham United
4th Place	Adelaide Cobras
5th Place	Vipers FC
6th Place	Eastern United

2017 State League 2 Reserves

League Premier	Fulham United
Runner Up	Playford
3rd Place	Seaford Rangers
4th Place	Adelaide Cobras
5th Place	Northern Demons
6th Place	Vipers FC

2017 State League 2 U18

League Premier	Fulham United
Runner Up	Gawler
3rd Place	Playford
4th Place	Eastern United
5th Place	Northern Demons
6th Place	Adelaide Cobras

2017 Playstation 4 WNPL

League Premier	West Adelaide
Runner Up	Metro United WFC
3rd Place	Adelaide City
4th Place	Adelaide University

2017 Playstation 4 WNPL Reserves

League Premier	Adelaide University
Runner Up	Adelaide City
3rd Place	West Adelaide
4th Place	Metro United WFC

League Champions

2017 Playstation 4 NPL

League Champion	Croydon Kings
Runner Up	Adelaide City
3rd Place	MetroStars
4th Place	Adelaide Comets
5th Place	West Adelaide
6th Place	Para Hills Knights

2017 Playstation 4 NPL Reserves

League Champion	Adelaide United
Runner Up	MetroStars
3rd Place	Adelaide Comets
4th Place	Croydon Kings
5th Place	Adelaide City
6th Place	WT Birkalla

2017 Playstation 4 NPL U18

League Champion	Para Hills Knights
Runner Up	Campbelltown City
3rd Place	SA NTC
4th Place	MetroStars
5th Place	Adelaide Comets
6th Place	WT Birkalla

2017 State League 1

League Champion	Sturt Lions
Runner Up	Western Strikers
3rd Place	South Adelaide
4th Place	Raiders
5th Place	Modbury Jets
6th Place	White City

2017 State League 1 Reserves

League Champion	Cove FC
Runner Up	Raiders
3rd Place	Western Strikers
4th Place	Noarlunga United
5th Place	South Adelaide
6th Place	White City

2017 State League 1 U18

League Champion	Western Strikers
Runner Up	Raiders
3rd Place	Modbury Jets
4th Place	Cove FC
5th Place	Adelaide Victory
6th Place	White City

2017 State League 2

League Champion	Seaford Rangers
Runner Up	Fulham United
3rd Place	Northern Demons
4th Place	Adelaide Cobras
5th Place	Vipers FC
6th Place	Eastern United

2017 State League 2 Reserves

League Champion	Playford
Runner Up	Fulham United
3rd Place	Norht
4th Place	Northern Demons
5th Place	Seaford Rangers
6th Place	Vipers FC

2017 State League 2 U18

League Champion	Fulham United
Runner Up	Gawler
3rd Place	Playford
4th Place	Eastern United
5th Place	Northern Demons
6th Place	Adelaide Cobras

2017 Playstation 4 WNPL

League Champion	Adelaide City
Runner Up	West Adelaide
3rd Place	Metro United WFC
4th Place	Adelaide University

2017 Playstation 4 WNPL Reserves

League Champion	Adelaide City
Runner Up	Adelaide University
3rd Place	Metro United WFC
4th Place	West Adelaide

Federation Cup

Federation Cup - Senior Grade

Winner	MetroStars
Runner Up	Adelaide City

Federation Cup - Reserve Grade

Winner	WT Birkalla
Runner Up	Noarlunga United

Federation Cup - Under 18's

Winner	Para Hills Knights
Runner Up	Campbelltown City

Football Federation SA
SA Football Honours
Current Status - 30 April 2018


				ACTUAL RECIPIENTS						210		103		103	
	Hall of Fame	Life Member	Player Life Member												
Recipient															
Ainsley W.R*	X			Dunbar M.M (Malcolm)*	X			Lister F (Frank)	X	X	Pozza H*		X		
Alagich DM (Dianne)	X	X		Economos A		X		Lomman G (Gene)		X	Reynolds B (Barry)			X	
Alagich R (Richie)	X			Evans J (John)*	X			Low R (Bob)*		X	Roberts R (Ron)				X
Alagich R (Rudolf) OAM*	X		X	Farrugia T.J		X		Lukovich M (Mike)*		X	Rodda D.S (Debra)	X	X		
Alagich S.L (Len)*	X	X		Federwicz F			X	MacIachlan R*		X	Romaine C (Cindy)			X	
Ashworth W*		X		Flounders N			X	Maginnis T (Truffy)		X	Romanowicz R (Roger)	X		X	
Augimeri E (Lia)	X			Forde J.T (Tom)*	X			Marafioti P (Peter)*	X		Ross J.K.D. (Jeff)*				X
Avory L (Les)		X		Geiser F*			X	March J.H*		X	Rossis D (Jim)		X		
Badenoch S (Sid)*		X		Gentile B.V (Vic)	X	X	X	Marshall J*		X	Rowley E.P (Ted)*	X	X		
Bailetti M. CAV*	X	X		Gibbons A (Ann)	X			Martella T (Tony)	X		Santrac A (Adrian)	X			
Bailetti G (Guillio)*		X		Giordano A*			X	Mather J.A (Jack)*	X	X	Scarsella B. (Basil) AM	X	X		
Barker S (Sarah)			X	Giordano R (Rep)	X			Matic Z. (Zoran) OAM	X		Schaible K*				X
Beattie A (Alex)			X	Gossland W.I.S (Iain)*	X	X		Matthews R (Ray)		X	Sereda A*				X
Bianco N (Nick) AM	X			Graham N (Norm)	X			Maxwell S.A (Steve)	X	X	Sergeant A (Ann)		X		
Billington J (Jim)			X	Graham W (Billy)*	X			McCabe J (Jim)*		X	Sharp C.M*		X		
Birch W (Billy)	X	X		Greenbank J.R*		X		McGachey N (Neil)	X		Sharp F*		X		
Black S (Sharon)	X	X		Haines J.A*	X			McGregor W (Bill)		X	Sillitoe A.S (Alf)*		X		
Bonaguro A*			X	Hall J. (Joan) MP				McKain T (Tom)*	X		Simmons P (Paul)			X	
Bonthuis J (Jan)*			X	Hardy J*	X			McMillan A*		X	Simpson W*		X		
Bootes W.O*		X		Harlow D (Denis) OAM	X	X	X	McRobert L (Linda)		X	Sinclair J.W*		X		
Brebner C.R*		X		Harvey E.A (Joe)*	X	X		Melta S (Sergio)	X		Smith J (Jack) OAM	X			X
Brodie S*		X		Hastings A (Alex) BEM*		X		Menechella Dan		X	Stephens T.C*		X		
Brooks M (Michael)	X	X		Hearn B.K (Bryan)	X		X	Metanowski K*		X	Stewart J.D (Jimmie)*	X	X		
Brown S.P (Shirley)	X	X		Henshaw J.P.A. (Tony)	X	X		Miller J (John)	X		Stockley H (Harry) snr*				X
Bush H.R (Bob)*	X			Hewitson D (Dave)	X	X		Mitchell D (David)	X	X	Storr F (Frank)*	X	X		
Campbell D. (Donald) AM	X		X	Holford T (Tom)*	X			Mitchell F (Frank)*		X	Swaffer K (Kristyn)	X		X	
Campbell-Smith C*		X		Holiday R.J*		X		Monsieur J		X	Tattersall W (Bill)		X		
Caputo G (Joe)*	X			Holmes E*		X		Moore K.N (Kristy)	X		Telfer R (Bob)*	X	X	X	
Carapetis D (Jim)		X		Horvath K (Charlie)	X		X	Mori D (Damian)	X		Templin H.J (Rudi)*	X			
Carter W.J (Wendy)	X	X		Huffa M (Max)	X			Moulden Frank B* Sir	X		Thomas C.N*		X		
Caruso C (Charlie)	X	X		Hunter T (Toby)*		X		Mullen J (Joe)	X		Thompson H (Harry)*				X
Casling R			X	Iuliano T (Ted) OAM	X	X		Natale J (Joe)		X	Thompson T.T* MP		X		
Catanzaro S (Simon)	X			Ivanovic M (Milan)	X		X	Nikolic S (Steve)		X	Tobin A (Alex) OAM	X		X	
Caudo S (Chic)*	X			Jackson W*			X	Nikolic P (Peter)*	X	X	Tkachuk W (Wally)	X	X		
Christison F (Fran)			X	Jenkins T (Tracy)		X		Noah D.L.G (Des)*		X	Trimboli J (Jason)	X			
Cichanowski A (Alex)*	X	X		Johnson F (Frank)*		X		Norman E (Eric)		X	Trimboli L (Leanne)			X	
Cmielewski A. (Alek) OAM*	X	X		Joynes N.E (Norm)*	X		X	Nurse F (Frank)		X	Upton S*				X
Coley H*		X		Karadzic Z (Zoran)	X			Nyskohus B. (Bohdan) OAM	X	X	Veart C (Carl)	X		X	
Connell J (Jim)*	X	X		Keen A (Airlie)	X			Nyskohus J (John)	X	X	Vidmar A (Aurelio)	X		X	
Connolly C (Cliff)*		X		Kierny J (Jan)	X			O'Brien B (Bev)		X	Vidmar T (Tony)	X		X	
Connolly T (Tom)*		X		Kolecki H (Henry)	X		X	Olenjnik K*		X	Walker A (Bert)*	X	X		
Cox R.J (Bob)*	X			Kolecki L (Leon)*			X	O'Malley M (Mick)*	X		Walker T*		X		
Crisp A.T (Allan)*	X		X	Kosmina A (Alex)*	X	X		Pamula I (Irena)		X	Wallace G (George)*		X		
Croger J.A*		X		Kosmina J (John)	X		X	Pantelis N (Nick)*	X	X	Wallace J.B*		X		
Crook M.A (Martyn)*	X			Kreft E (Edmund)	X			Penna L (Lou)*		X	Wallace K (Keith)*		X		
Danks H (Harry)*		X		Krzys J			X	Perczak S (Stanslow)*		X	Waterman H*		X		
Darby M (Maria)		X		Langley N. (Noel) OAM*	X			Perilli A (Aldo) OAM	X		Wells M (Mike)	X	X		
DiBartolo C (Charlie)	X	X		Latimar J (Jill)			X	Perin J (John)	X	X	Welsh K (Kath)		X		
DiBartolo F (Franca)			X	Lawrenson J.W (Jim)	X			Petelesij M*		X	White A.T.R (Alf)*	X			
DiCarlo O.C (Orazio)	X	X		Legedza J*			X	Pickard G.W (Gordon) AM	X		Willoughby J.R*		X		
Di Fede A (Arthur)	X	X		Lesnicki S. (Stefan) OAM			X	Pine W.G (Freddie)*	X		Yates M (Mark)				X
Docherty G (George)*			X	Linarelo G. (Joe) CAV*		X		Pirone M (Michael)		X					
Draper F.S (Frank)*	X	X		Lindquist J (John)*	X	X		Pollock W*		X					

THANK YOU

MAJOR PARTNERS



SUPPORT PARTNERS



OFFICIAL CHARITY
PARTNER



REGIONAL
PARTNER



OFFICIAL TRAVEL
PARTNER



OFFICIAL TRANSPORT
PARTNER



OFFICIAL MEDICAL
PARTNER




SUPPLY PARTNERS



MEDIA PARTNERS







FFSA

