

# 2018 ANNUAL REPORT



2018  
**CHAMPIONS**







# CONTENTS





<b>FFSA TEAM</b>	<b>4</b>
------------------	----------

---

<b>PRESIDENT'S REPORT</b>	<b>6</b>
---------------------------	----------

---

<b>CEO'S REPORT</b>	<b>8</b>
---------------------	----------

---

<b>COMPETITIONS</b>	<b>12</b>
---------------------	-----------

---

<b>COACHING &amp; DEVELOPMENT</b>	<b>20</b>
-----------------------------------	-----------

---

<b>EVENTS</b>	<b>32</b>
---------------	-----------

---

<b>FINANCIAL STATEMENTS</b>	<b>46</b>
-----------------------------	-----------

---

<b>STATISTICAL INFORMATION</b>	<b>53</b>
--------------------------------	-----------

---

<b>CORPORATE PARTNERS</b>	<b>67</b>
---------------------------	-----------

---



# FFSA TEAM

## BOARD OF DIRECTORS



**SAM CICCARELLO**  
President



**ESTELLE BOWMAN**  
Vice President



**WENDY BARRY**  
Director



**ORAZIO DI CARLO**  
Director



**DAVID HEWITSON**  
Director



**DAVID POLLOCK**  
Director



**JANE RATHJEN**  
Director



**TONY TAORMINA**  
Director



**FRANCIS WONG**  
Director

### THANK YOU

to FFSA's hard working volunteer photographers who's work features prominently throughout this report



## FOOTBALL FEDERATION SA INC

**ADDRESS** Coopers Stadium  
Gate 5 Holden Street  
Hindmarsh SA 5007

**POSTAL** PO Box 329 Welland SA 5007

**PHONE** 8340 3088

**EMAIL** [info@ffsa.com.au](mailto:info@ffsa.com.au)

**WEB** [www.ffsa.com.au](http://www.ffsa.com.au)

## STAFF

Chief Executive Officer	Michael Carter
Executive Assistant	Lisa Cooksley
General Manager Business Services	Steven Ireland
Finance Officer	Sonia Branson
Commercial and Sponsorship Manager	Scott Hockenull
Venues Manager	Tristan Owen
Venues Coordinator	Mercedes Clarson
General Manager Football Development	Paul Marcuccitti
Coach Education Manager	Cristiano Dos Santos
ALDI MiniRoos Regional & Female Development Officer	Matt Mays
ALDI Australia MiniRoos Development Officer	Jake Brindley
Administration Assistant, Game Development & Technical Teams	Jane Tuohy
Technical Director	Airton Andrioli
Skill Acquisition Trainer (FFA)	Richie Alagich
Boys NTC Head Coach	Carl Veart
Girls NTC Head Coach	Michael Matricciani
Under 15 Girls Head Coach & Girls SAP Coordinator	Jonathan Ruse
Operations Manager	Wendy Carter
Member Services Manager	Tracey Dycer
Senior Men's Football Manager	George Georganas
Senior Men's Administration Coordinator	Elvira Liaptsis
Women's Competition Coordinator	Firas Shahin
Junior Football & Futsal Coordinator	Alex Sunasky
State Manager of Referee Development	Daniel Goodwin
Referee Administration	Ryan Griffiths
Administration Assistant & Events	Natasha Stevens
Competitions Administration Assistant	Cain Dinunzio







# PRESIDENT'S REPORT



BY SAM CICCARELLO

## THE FOOTBALL FAMILY CELEBRATED SOME WONDERFUL ACHIEVEMENTS OF SOUTH AUSTRALIAN TEAMS AND INDIVIDUALS IN SEASON 2018.

Campbelltown City's Triple Crown triumph with successes as the state's NPL Premiers and Grand Final winners, were then crowned national champions following their victory in the National Premier League Final against Lions FC at the Steve Woodcock Sports Centre. The victory marked the second South Australian team to take home the national title following the successful Metro Stars outfit in 2014. South Australian great, Joe Mullen, Club Captain Ian Fyfe and Club President Don Leombruno are to be congratulated on a great year.

Seven young South Australians have gained national honours with;

- Alex Chidiac & Emily Condon selected for the Matildas
- Adam Leombruno, Alex Popovic & Kerrin Stokes participated in the Young Joeys who qualified for the Under 17 FIFA World Cup to be held in Peru in 2019
- Emily Hodgson and Chelsie Dawber gained selection for the Young Matildas.

Two new members in Franca DiBartolo and Fraser McLean were inducted to the FFSA Hall of Fame at the annual Celebration of Football. The event recorded its largest ever attendance with just shy of 1,000 guests in attendance. The South Australian Football Community welcomed state and federal members of parliament including Premier Hon Steven Marshall and Minister for Recreation, Sport and Racing Hon Corey Wingard.

Football is Australia's most played sport with 1.2m participants according to official Australian Sports Commission and ABS data. As a football state with in excess of 40,000 participants, SA needs to ensure that for parents of young children looking for a safe, accessible and inclusive sport, football is the answer – and these figures show just how many people are making that choice.

Improved facilities and grounds, including all-weather pitches is a vitally important element to promoting and accommodating increased participation and to achieving the FFSA's strategic priority to assist clubs achieve better outcomes.

The State Government's commitment of \$19 million towards the establishment of a State Centre for Football at Gepps Cross was an exciting development for SA and will importantly also provide a legacy benefit as a result of FFSA handing both the Adelaide Shores and Valo Parks Football Centres back to local clubs. We are committed to delivering an outstanding venue for Football that will welcome new participants to the game.

On behalf of the Football Family, we thank Premier Hon Steven Marshall, the Hon Corey Wingard and the entire State Government for their continued support of Football in SA.

2018 marked the much-anticipated affiliation with the South Australian Amateur Soccer League. The partnership established between President Bill Bailey and the late General Secretary Alex Cichanowski provides the framework for future cooperation in the delivery of Football for all in years to come. Both parties were pleased with the first year of partnership and look forward to further evolving that collaboration.

Governance at the national level was a key focus of Member Federations, the nine Australian-domiciled A-League Clubs and Professional Football Australia (PFA) in 2018. At a 2nd October special general of the FFA Congress, stakeholders agreed on changes to the FFA Constitution, reflecting a consensus position on the future governance of Australian football. The agreed resolutions champion a unity of purpose and shared ambition for Australian football to realise its remarkable potential. The reforms will strengthen the governance and oversight of Australian football with:

- An enlarged and broader representation of stakeholders within the FFA Congress;
- Full participation of women at all levels of football governance;





- Formation of various standing committees that seek to improve stakeholder engagement at all levels of the game and to strengthen governance;
- Establishment of a defined and transparent pathway for new FFSA Congress members, and;
- A defined, transparent and collaborative whole of game pathway for professional football.

Football Federation SA would like to congratulate all teams on winning their respective leagues and Cup competitions. For those that took home personal awards we trust these will leave a lasting memory of a year to celebrate.

I would like to acknowledge my fellow Board Directors who have extended themselves above and beyond and have shown a great commitment towards advancing football in South Australia and in continually wanting and seeking better outcomes from the Federation for all constituents and stakeholders. To CEO Michael Carter and the FFSA staff congratulations on a strong and positive year.

Most importantly, our thanks go to our football community– the clubs, the players, referees, coaches and the many thousands of volunteers that make up our football family. Thank you for your commitment, your enthusiasm, and your contribution to making Football so great.

# CEO'S REPORT



BY MICHAEL CARTER

Season 2018 was a positive year for Football in South Australia. There were many personal achievements on the park and many team based performances celebrated. None more so than Campbelltown City's triumph in the National Premier Leagues Finals series.

The local competition at all levels of the game continues to improve year on year from a participation perspective and the continued competitiveness of leagues within the expansive structure. Operationally the team at Football Federation SA have done a great job in providing a consistent environment for boys, girls, women and men to participate within.

Financially the organisation performed solidly recording a net surplus of \$130,742 compared to a surplus of \$106,247 in 2017. Organisational growth since the inception of Football Federation SA is depicted below and illustrates a steady year on year expansion of the organisation with an increase in turnover of 70% in the last five years.

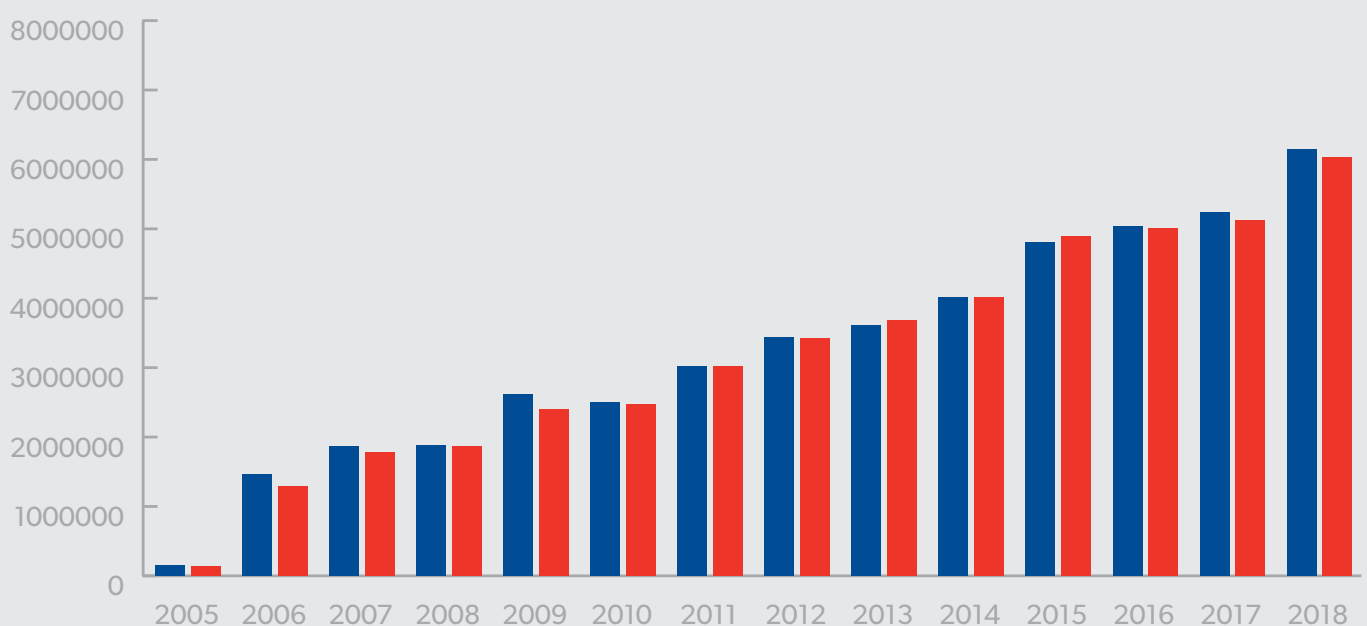
As the organisation continues to mature and we plan for the imminent move to the State Centre for Football the annual turnover will increase as will the organisations capacity to continue to invest in Football outcomes.

The audited financial statements are contained within this document. It is important for our stakeholders to know what the organisation's major sources of income and expenditure are. Income from competitions (combining Affiliation Fees and Competitions Income) make up a total of 35% of the organisation's total income. The corresponding expense line minus salaries and wages accounts for 20% of our total annual expenditure.

Annual grant income from Football Federation Australia and the Office for Recreation Sport and Racing accounts for 15% of the organisations annual income and fund a number of participation initiatives and technical staff.

## TOTAL REVENUE AND EXPENSE BY YEAR

■ Total Revenue ■ Total Expenses





Football Development income and expenditure makes up 24% of our annual turnover, while salaries and wages account for 33% of our total annual expenditure. This figure has reduced from 39% in 2013. The pie charts provide a breakdown.

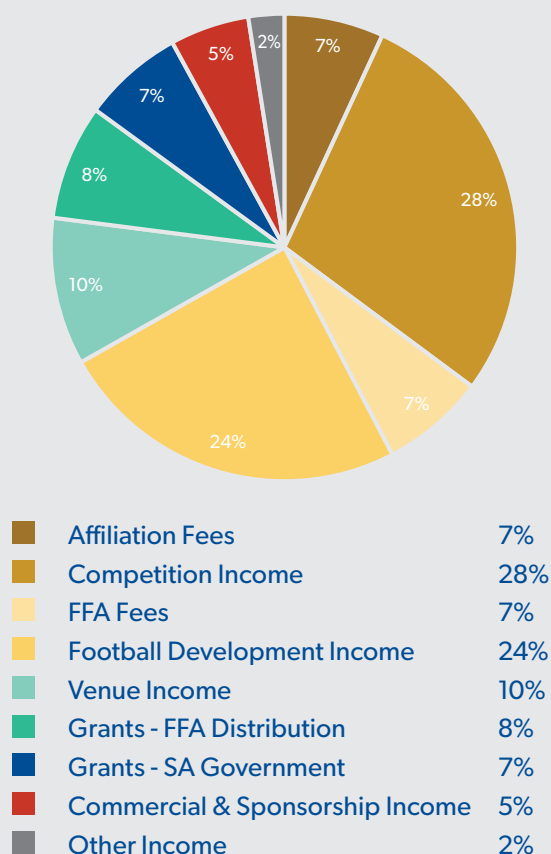
Throughout 2018 the club infrastructure program continued with projects to the value of circa \$14 million either completed or commenced. The State Government investment in local club-based facilities has proven to be a great success and has not only provided a number of clubs with new playing surfaces, lights or change facilities but has importantly increased Football's ability to cater for the continued growth in the game. Plans for the development of the Southern Football Facility and Mount Barker are well underway with a likely start date of 2019.

Funding of \$19 million towards the establishment of the State Centre for Football was announced in 2018 and has been a focus of the organisation to ensure we continue to build on the momentum of recent years. The bipartisan approach to investment in football infrastructure is an excellent result and we are fortunate to be in that position. The Football Family have expressed their gratitude as the game continues to expand and offer participation opportunities for players within South Australia.

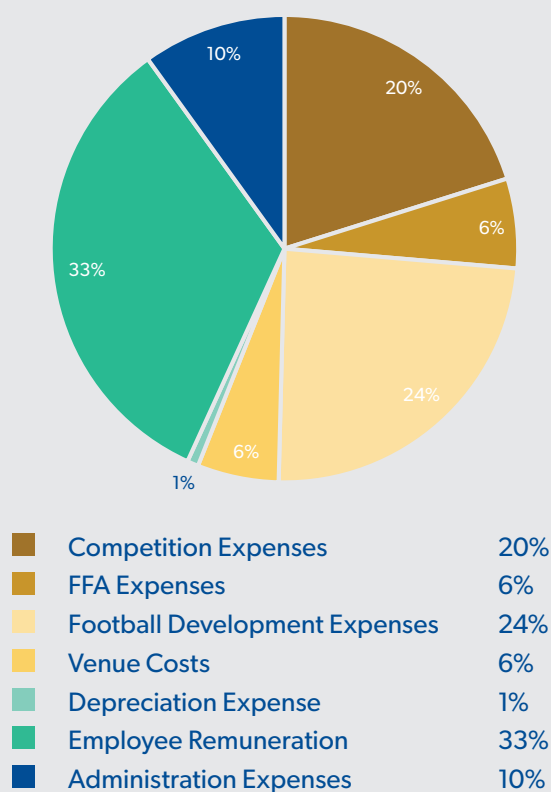
Creation of a participation hub for Football that will cater for the elite player to the very social player will ensure Football continues to grow. Importantly the State Centre will provide a hub for social participation through the establishment of a "Football Fives" Facility. The state of the art facility (with construction due to commence in 2019) will boast a show pitch with capacity to 5,000, three synthetic pitches, three indoor futsal courts, ten 5-Aside pitches for the social players, an administration headquarters, museum display and player changerooms. A further funding commitment of \$7.4 million is required to realise the entire \$26 million development and work will continue to secure the additional funding in the lead up to the Federal Election to be held in 2019.


A new strategic plan was released in 2018 and focuses on continued development of internal and external relations. Our vision is to ensure the game is the sport of choice for all South Australians.

## 2018 TOTAL REVENUE WAS \$6,163,285



## 2018 TOTAL EXPENSES WERE \$6,032,543





The plan is supported by four strategic pillars that shape the organisation. The four pillars are;

**Participation** – Our commitment is to continue to build and enhance the participant environment for families, players, coaches, referees, spectators, volunteers, general supporters and administrators of the game in South Australia.

**Operational Excellence** – Our commitment is to maintain focus on the continuous improvement of the competitions in South Australia, which will lead to the sustained growth of Football across the State.

**Leadership and Development** – Our commitment is to unify and grow Football through effective communication and the ongoing development of successful partnerships, which will create value, drive investment and support the long term sustainability of the game in South Australia.

**Facilities** – Our commitment is to build a world class State Centre for Football and continue to lead the sector through investment in the development of Football infrastructure across the State.

Our corporate partnerships continue to expand and the announcement of Channel 9 committing to a new three year arrangement that will provide the local game with needed commercial television coverage was well received by the Football Family. This partnership in conjunction with the continued support of Triple M and The Advertiser will result in greater promotion of the local game and ensure that new eyes see what the collective football community provides.

Football Federation SA events continue to be coordinated and managed in a very professional manner. Cup Finals, Grand Finals, The African Nations Cup and our mass participation events are well regarded. The annual Celebration of Football continues to be our signature event and the support of the local football family creates an atmosphere where we all can celebrate achievements of the year passed.

As we prepare for season 2019 we will aim to work closely with clubs to increase match day attendances, roll out the Referee Retention Strategy, continue with our club infrastructure program, prepare for the development of the State Centre for Football and maintain our efforts in advocating for continued investment in Football.

Ensuring we have respectful and honest relationships with our stakeholders is a priority as we continually strive to improve our environment both internally and externally. If the code continues to walk in unison we have many positive years ahead.

The Football Federation SA Board lead by President Sam Ciccarello continue to put in above and beyond with their presence amongst the Football Family acknowledged and recognised. The hard working team of management and staff are very driven and committed to the delivery of positive outcomes for the game in the state and are to be congratulated. We are all looking forward to a positive year ahead and thank all clubs and associations for their efforts in 2018.



## TOTAL PARTICIPANTS SA

# 98,056\*

\*SPORTAUS AusPlay – State of Play Report April 2019

## REGISTERED PARTICIPANTS

### PARTICIPANTS

## 35,069

### CLUBS

## 291

### ASSOCIATIONS

## 14



## MALE

## 28,094

## 80%

## FEMALE

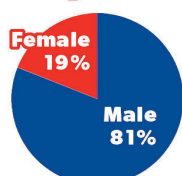
## 6,975

## 20%



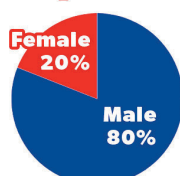
### JUNIOR (4-11 YEARS)

## 11,816



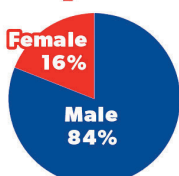
### YOUTH (12-17 YEARS)

## 12,684



### SENIOR (18+ YEARS)

## 10,569



### MATCH OFFICIALS

## 488

### COACHES/TEAM OFFICIALS

## 1718

### VOLUNTEERS

## 1433

### SCHOOLS (COMPETITIONS & PROGRAMS)

## 2438

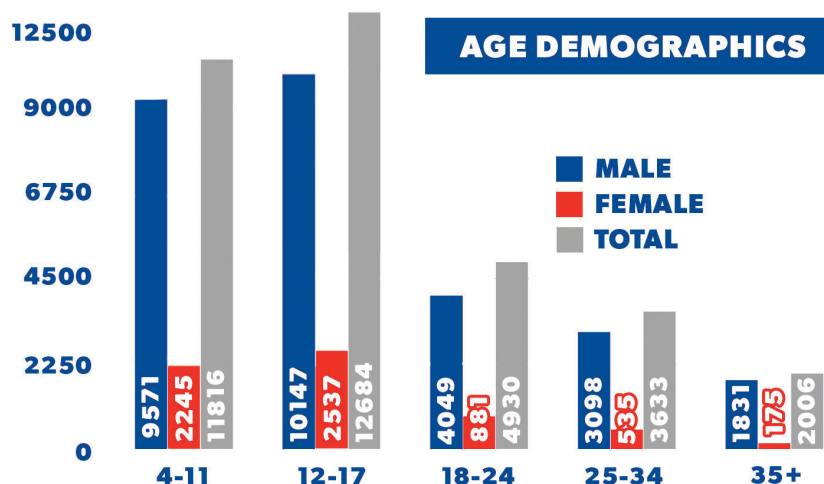
### COMMUNITY PROMOTIONAL ACTIVITIES

## 2984

### FUTSAL PLAYERS

## 1573

## AGE DEMOGRAPHICS









# SENIOR MEN'S COMPETITIONS

BY GEORGE GEORGANAS

## THE 2018 SEASON CONTINUED AS PER THE PREVIOUS SEASON WITH EACH COMPETITION (NATIONAL PREMIER LEAGUE, STATE LEAGUE 1 AND STATE LEAGUE 2) WITH 12 TEAMS COMPETING IN EACH DIVISION.

It was a well-balanced season with the normal highs and lows for each club which made for exciting matches throughout and culminated in more than 4,300 spectators in our Grand Final day.

2018 also saw the inclusion of South Australian Amateur Soccer League clubs in the FFA Cup Preliminary Rounds SA for the first time through the organisations affiliation to FFSA.

## NATIONAL PREMIER LEAGUE AND STATE LEAGUE 1 AND 2 COMPETITIONS

The thirty-six Senior Men's Clubs competed across three divisions; twelve teams competing in the National Premier League (NPL), twelve teams in State League 1 and twelve teams in State League 2.

In the NPL, 22 rounds of home and away fixtures were played. At the end of the home and away season, Campbelltown City claimed the league premiership and as a result of their success, won the right to represent South Australia in the NPL Finals Series.

Campbelltown City were able to back it up in the finals and were crowned 2018 National Premier League Champions following a 1-0 victory over Adelaide City at Coopers Stadium.

In an end to end opening period, it was Adelaide City who had the opportunity to take the lead on the stroke of half time. Anthony Costa was taken down just inside the 18-yard box and experienced campaigner Joel Allwright stepped up to the spot but failed to put his side in front.

His penalty striking the crossbar with force enabling a swift counter attack for the Red Devils, which eventually broke down just as the half time whistle sounded, leaving things tied up at the break.

Campbelltown City took the ascendancy early in the second half through a Yohei Matsumoto strike. The always dangerous Luigi Ditroia crossing to the back post to meet the sliding Matsumoto, sending the crowd wild.

Adelaide City kept the pressure on Campbelltown City throughout the second half, creating enough chances to get back into the game. Nicholas Harpas keeping shots from Yuel and Costa out to ensure his side stayed in front.

It wasn't to be for Adelaide City, with the Grand Final hoodoo extending for a further year for the black and whites.

Yohei Matsumoto earned Man of the Match honours for his goal scoring efforts.

### Season Honours

<b>League Premiers</b>	Campbelltown City
<b>League Champions</b>	Campbelltown City

At the conclusion of the home and away season, Adelaide Blue Eagles was crowned League Premiers of State League 1 and gained promotion into the NPL for 2019 after only being relegated the season prior. The race for the top six was strongly contested and only 4 points separated 6th to 11th with Cumberland United taking the last finals place.

Adelaide Blue Eagles seemed to take the foot off the pedal during the finals losing to Raiders in the home and away fixture 5-0 on aggregate, before bouncing back with a win against Modbury Jets to book its spot in the Grand Final and confirm Raiders as the other promoted team to NPL after their relegation in 2016. Raiders were the stronger team on Grand Final day, defeating Adelaide Blue Eagles 3-1 to be crowned State League 1 Champions.

### Overall Season Honours

<b>League Premiers</b>	Adelaide Blue Eagles
<b>League Champions</b>	Raiders



In the State League 2 competition, Playford (1st), Adelaide Hills (2nd), Vipers FC (3rd) and Adelaide Cobras (4th) went into the final round of the season on equal points for top spot, separated only by goal difference. At the conclusion of the round, Playford's victory over Eastern United was enough for them to seal top position, and automatic promotion to State League 1 with a greater goal difference to Adelaide Hills.

Playford defeated Adelaide Hills 3-1 on aggregate to progress into the Grand Final while Adelaide Victory had a dream run in the finals after finishing the season fifth, accounting for Adelaide Cobras, Vipers FC and Adelaide Hills to qualify for the Grand Final and promotion to State League 1.

Adelaide Victory looking to complete their fairy-tale run were too strong for Playford in the Grand Final, defeating them 2-0 at Coopers Stadium.

#### Overall Season Honours

<b>League Premiers</b>	Playford
<b>League Champions</b>	Adelaide Victory

## REGIONAL ROUND

Football Federation SA continued to promote the National Premier League in the regional areas of South Australia with the Round 13 fixture, Adelaide Comets and Adelaide United FC being played in Loxton, Riverland. The Coaching and Development Department undertook

a number of promotional activities in schools and with the local clubs and also facilitated a mini-roos gala prior to the match.

It was a great show of support from the local community with much hype around the town leading into the match. The 1,000 plus crowd witnessed Adelaide United FC take the lead in the first half before the match had to be abandoned due to a severe thunderstorm.

## NPL NATIONAL FINALS SERIES

As South Australia's NPL League Premiers, Campbelltown City won the right to represent South Australia in the NPL National Finals Series.

Campbelltown City were drawn away to Canberra FC in the first Round and despite flying in on match day, were able to easily account for them. Campbelltown City coming home with a 3-0 win. The away win gave Campbelltown City a huge advantage with its accumulation of points which determines who hosts the following fixture.

The Semi-Final saw Campbelltown City host ex-NSL powerhouse Sydney Olympic in front of 776 people. An early Sydney lead was scrubbed out before the half-time whistle, and a late Campbelltown City penalty sealed things and secured a home Grand Final with a 2-1 win.

Campbelltown City faced Lions FC (Queensland) in the NPL National Finals Series Grand Final at Steve Woodcock





Sports Centre in front of the largest NPL National Finals Series crowd on record of 1,518. Campbelltown City came out firing with their first goal in just the fourth minute before getting their second goal just past the hour mark.

Campbelltown were able to maintain the lead they had taken in just the fourth minute of play defeating Lions FC 2-1. It completed an unbelievable treble for Campbelltown City; NPL SA Premiers and Champions, and the NPL National Champions– and secured passage to the FFA Cup 2019 Round of 32.

## FFA CUP

2018 saw the continuation of the FFA Cup that included each Member Federation conducting the preliminary rounds of the FFA Cup competition.

This was the first time South Australian Amateur Soccer League teams were able to compete in the FFA Cup since its affiliation to FFSA.

The competition was the largest to date with 53 teams competing, commencing February and culminating in June, in a hotly contested final between Adelaide Comets and Croydon Kings. Adelaide Comets were crowned Champions after defeating Croydon Kings 2-1 at Coopers Stadium.

**Champions** Adelaide Comets

**Runner Up** Croydon Kings

As Champions of the 2018 FFA Cup Preliminary Rounds SA winner, Adelaide Comets represented South Australia in the Round of 32.

Adelaide Comets first match was against Western Australian side Gwellup Croatia at Dorrien Gardens. Comets were too strong for Gwellup, defeating the Perth based side 4-0 at the end of full time.

In the Round of 16, Adelaide Comets were drawn against Heidelberg United (Victoria). The match was played at West Beach Parks Football Centre in front of 1,482 in what was a difficult night for Adelaide Comets, losing 4-0 against a very strong Heidelberg side.

## 2019 COMPETITION

The 2019 Senior Men's Competition structure will remain unchanged and will consist of:

**National Premier League** 12 Teams

**State League 1** 12 Teams

**State League 2** 12 Teams

Promotion and relegation will occur across all three competitions. In the National Premier League and State League 1, two teams (12th and 11th Place) will be relegated to State League 1 and State League 2 respectively with the League Premier and League Champion of State League 1 and State League 2 gaining promotion to the National Premier League and State League 1 respectively.









# GIRLS & WOMEN'S COMPETITIONS

BY FIRAS SHAHIN

## **THE ELITE LEVEL FINISHED OFF A MAGNIFICENT SEASON WITH A DRAMATIC FINAL ROUND OF THE WOMEN'S NATIONAL PREMIER LEAGUE (WNPL) ONCE AGAIN.**

The final match of the 2018 WNPL season involved Adelaide City and Metro United entering their encounter on equal points. Metro United scored a late winner to secure their 2nd Premiership in three seasons. Adelaide City for the second year running won both the cup and the championship but fell short of the premiership once again. Adelaide City beat West Adelaide in the Premier and State League Cup Final 4-1, and Metro United 1-0 in the WNPL Grand Final at Coopers Stadium. Metro United dominated the WNPL Reserves League, running out undefeated league premiers, champions, and cup champions. An unbelievable season by Metro Reserves saw them win 23 games, draw 5 and lose none. Metro United dominated the senior division, only losing 1 fixture all season, being to Adelaide City in Round 2. A total of 5 double headers were played in 2018, more than previous years. Crowd attendances and exposure of the Women's National Premier League continued to grow in 2018.

The 2018 Women's State League involved 7 teams. The league welcomed Adelaide Jaguars, Salisbury United and Western Strikers, who all showed their support for women's football with their succession in the league. Salisbury United finished runners-up in their inaugural year, whilst Adelaide Comets proved too strong for the league, finishing top of the league after only 1 loss all season. Adelaide Comets have been promoted to the 2019 Women's National Premier League. They will replace Cumberland United who were relegated from the top flight at the end of the 2018 WNPL season.

The 2018 Women's season saw 174 teams across 52 clubs participate in the Women's and Girls competitions at both Elite and Grassroot levels. The Junior Girls season saw 60 teams competing across 7 leagues, ranging from Under 13's to Under 17's. These junior competitions are vital for

the development of young talent as players strive to reach the highest level of female football.

The Community Women's Leagues continue to grow and develop year by year. In 2018, approximately 57 teams competed across seven divisions. In 2018, the Women's Division 6 league was introduced to cater for the growing number of teams. These leagues play a pivotal role in maintaining and developing women in football for all ages and abilities.

Girls only Aldi MiniRoos leagues continue to grow in South Australia. In 2018, we saw a total number of 30 Girls only teams participating. This commitment to Girls only MiniRoos teams is thanks to club volunteers whose tireless efforts and commitment are much appreciated.

The 2018 Season was very exciting and successful for all teams involved. The hard work and dedication from all stakeholders is a vital component and Football Federation SA values the role these individuals play in the development and growth of the game.





# JUNIOR COMPETITIONS

BY ALEX SUNASKY

## THE 2018 JUNIOR FOOTBALL SEASON WAS AGAIN SUCCESSFUL MOST NOTABLY WITH THE CONTINUED GROWTH IN THE WORLD GAME.

Many players enter the sport for the first time at an Aldi MiniRoos level and progress through clubs into the Junior Premier and State League teams.

The emphasis to ensure Aldi MiniRoos club football is prioritised and well established across all our clubs cannot be lost. This is the breeding ground for all clubs and future local, national and potentiality international footballers.

A total of 168 teams competed across 17 Junior Premier Leagues in 2018. The 9 Junior State Leagues consisted of 93 teams and the Aldi MiniRoos had an incredible 327 teams competing from Under 6's to Under 11's in 33 leagues.

This large number of teams would not be able to get onto the pitch on a weekly basis without the dedication and commitment of volunteers. The contribution of volunteers can go unnoticed at times, but each individual club volunteer ensures that Football Federation SA can conduct Junior competitions for all participants. FFSA would like to offer our appreciation and say thank you to all volunteers throughout the sport that make the delivery of our game possible.

With ongoing venues upgrades across the state, FFSA and clubs will be able to provide better quality playing surfaces and greater availability to allow more kids to not only play football, and play more regularly, but develop in a better environment too.

Scheduling and fixturing throughout the 2018 season was somewhat more difficult for FFSA and clubs to juggle due to several venues being upgraded. In saying this however, the short term inconvenience will be long forgotten once works have been completed.

## JUNIOR PREMIER AND JUNIOR STATE LEAGUES

---

- 17 Junior Premier Leagues - Under 12's through to Under 17's
- 9 Junior State Leagues - Under 12's through to Under 17's
- Round 1 Matches Kicked off 18 March 2018 and final fixtures concluded 23 September 2018
- A total of 2814 matches were played across the 2018 Junior Premier and State Leagues.

## ALDI MINIROOS

---

- A total of 33 Aldi MiniRoos leagues
- Round 1 Matches Kicked off 4 April 2018 and final fixtures concluded 9 September 2018
- All Aldi MiniRoos Leagues had 20 match seasons
- A total of 3361 Aldi MiniRoos fixtures were played in 2018

## JUNIOR CUP COMPETITIONS

---

- Football Federation SA were pleased to announce that Sportspower Zorich Group became naming rights partner of the FFSA Junior Boys Cup Competitions, which are now recognised as the Sportspower Zorich Group Cup.
- A total of 252 cup matches were played from the preliminary rounds through to the finals in the Under 12 to Under 17 Cups.
- Junior Cup Finals took place on Sunday 16 September
- 6 matches were played on the day consisting of 3 double headers at Valo Football Centre
- For the first time 12 different clubs were represented
- Over 2100 people were in attendance across the day
- There were a number of activation areas, in particular with naming right sponsor Sportspower Zorich Group



**U12 Sportpower Zorich Group Junior Cup Final**

MetroStars 0 vs Sturt Lions 2

**U13 Sportpower Zorich Group Junior Cup Final**

WT Birkalla 0 vs Adelaide City 4

**U14 Sportpower Zorich Group Junior Cup Final**

West Adelaide 1 vs Para Hills Knights 2

**U15 Sportpower Zorich Group Junior Cup Final**

Adelaide Blue Eagles 2 vs Eastern United 1

**U16 Sportpower Zorich Group Junior Cup Final**

Cumberland United 3 (5 - AET) (2) vs Raiders 3 (5 - AET) (3)  
after penalties

**U17 Sportpower Zorich Group Junior Cup Final**

Campbelltown City 2 vs Modbury Jets 1





# REFEREE REPORT

BY RYAN GRIFFITHS

**FOOTBALL FEDERATION SA CONTINUED TO SEE AN INCREASE IN REFEREE NUMBERS ACROSS THE STATE WITH A 12% INCREASE IN THE TOTAL NUMBER REGISTERED RISING TO 356.**

This season saw a significant increase in the number of matches covered with only 49 appointments not covered across all competitions for 2018. The increased coverage greatly benefited the sport by improving the integrity of the competitions and by providing more opportunities for referees to officiate throughout the season.





Referees across the state officiated in more competitions than in previous years. In addition to the FFSA competitions, referees were appointed to: the Collegiate Soccer League, SA Masters League, School Sports SA, African Nations Cup, Port Lincoln Soccer Association, Limestone Coast Soccer Association, Yorke Peninsula Soccer Association and Riverland Soccer Association. FFSA appreciates the ongoing support from the affiliated associations in providing more opportunities for referees in South Australia.

FFSA continued to run National Referee Training Programs across the state. A total of 160 Referees participated in the Level 4 Referee Course, an increase of 23% from 2017. Further to this, a total of 61 match officials furthered their development and knowledge by upgrading their accreditation, 38 upgraded to a Level 3, 11 upgraded to a Level 2 and 12 upgraded to the highest level, Level 1.

In addition, 25 match officials completed the Level 3 or Level 2 Assessor course, therefore providing more

assessors to assist in coaching referees. Finally, 25 people completed the Futsal Laws of the Game Course enabling more games to be officiated across associated Futsal competitions.

The professional development of all referees is essential and participants attending and completing the courses continue to benefit Refereeing in South Australia. Increasing the knowledge and further developing existing skills of referees will provide the sport with improved officiating standards across all competitions. A total of 278 people enrolled in referee courses in 2018 increasing from 233 in 2017.

In 2017 FFSA completed a study into referee retention and found that 75% of referees return to officiating each year. FFSA has utilised this information including feedback from Match Officials to develop a Referee Retention Paper. This paper outlines six strategies that will be rolled out across 2019/20 to improve the retention of referees and improve the overall standard of officiating in South Australia.





## APPOINTMENTS AND SELECTION

Numerous FFSA Match Officials were selected to represent South Australia at National and International competitions in 2018.

### FFA NATIONAL YOUTH CHAMPIONSHIPS (BOYS)- COFFS HARBOUR

FFSA had four referees selected by Football Federation Australia (FFA) to attend National Youth Championships in Coffs Harbour. Henry Day, Cole Davy, Alex Diamond and Jonathan Hunter all attended the Youth Championships. Nathan Magill was appointed as lead instructor by FFA.

### FFA NATIONAL YOUTH CHAMPIONSHIPS (GIRLS)- COFFS HARBOUR

FFSA had two Referees selected by FFA to attend the National Youth Championships (GIRLS) in Coffs Harbour. Riley Cowan and Tessa Quinn both represented FFSA at the championships. Michelle Smith also represented FFSA at the Championships as an instructor.

### FUTSAL NATIONAL CHAMPIONSHIPS

FFA selected two FFSA referees to attend the Futsal National Championships, they were Daniel Bryant and Andy Murray.

### FIFA & AFC Panels

*Assistant Referees*

Matthew Cream- Assistant Referee (FIFA/AFC Elite)

*Referee Assessor*

Craig Zetter

*Referee Instructor*

Craig Zetter

### FOOTBALL FEDERATION AUSTRALIA NATIONAL PANEL MATCH OFFICIAL APPOINTMENTS 2018/2019 SEASON

*Hyundai A-League*

Daniel Elder – Referee

Paul Cetrangolo – Assistant Referee

Matthew Cream – Assistant Referee

Craig Zetter – Video Assistant Referee (VAR)

Nathan Magill – Elite Assessor Panel

*Westfield W-League*

Isabella Blaess – Referee/ 4th Official

Paula Orlandi – Assistant Referee

Nathan Magill – Referee Assessor

Craig Zetter – Referee Assessor

Michelle Smith – Referee Assessor

*Youth League*

Nick Elagin

Jack Robinson

Michael Bersagliere

Drew Faulkner

Nathan Magill – Referee Assessor

Craig Zetter – Referee Assessor

Michelle Smith – Referee Assessor

Daniel Goodwin – Referee Assessor

### FIFA FUTURO INSTRUCTORS COURSE

Nathan Magill for a third year in a row was selected to represent FFA and FFSA by attending a FIFA Futuro Instructors course held in Thailand in September 2018.

### AFC ASIAN CUP

FFSA's Matthew Cream was one of four officials who attended the AFC Asian Cup in United Arab Emirates in December. Matthew was an assistant referee at the tournament and ended the Tournament officiating on one of the Semi-finals.

### FFA GRAND FINAL

In 2018 for the first time three FFSA Officials were appointed to the Hyundai A-League Grand final. Matthew Cream and Paul Cetrangolo were both appointed as assistant referees with Craig Zetter being appointed as the VAR for the game.

### OTHER ACHIEVEMENTS

2018 also saw many other successes for refereeing. Daniel Cook became the first Match Official to officiate both the FFSA Cup Final and FFSA NPL Grand Final. Isabella Blaess also made her debut in the W-League as a referee, and continued to have a successful campaign throughout the season.







# FOOTBALL DEVELOPMENT REPORT

BY PAUL MARCUCCITTI

## REGIONAL CAMPS

---

More than 80 regional players took part in regional camps in both Wallaroo and at Westminster School as part of a selection process for teams that would travel to Fiji in December.

The camps included participants from all over the state and they were guided by accredited coaches.

At the end of the year, successful players travelled to the Ultimate Fiji Cup as part of squads for the following categories:

- Under 15 Boys
- Under 15 Girls
- Under 17 Boys
- Under 17 Girls

## ULTIMATE FIJI CUP

The four Football Federation SA regional teams that were selected from the Wallaroo and Westminster camps competed in the Ultimate Fiji Cup in December against Fijian academy sides and teams from New South Wales and New Zealand.

All 72 players were tested in tough, humid conditions against players who, in some cases, were three years older.

Our Under 15s Girls side blossomed early on, winning the tournament's opening day ceremony competition.

Under 15 player Kate Seaton from Mount Gambier won a spot in the "Allstars" team of the tournament despite being just 13 years old.

The Under 15 Boys were placed in the biggest group, competing against two Fijian Academy teams, two teams from NSW and a team from New Zealand. The boys won twice and were unlucky not to win more matches. Nathaniel Doyle (Adelaide Hills) won the golden boot for the squad after an impressive week.

FFSA's Under 17 Girls clinched 3rd place in their group after falling short against a Fijian side which included some national team players. The Under 17 Boys finished fourth in their group.

## COUNTRY AND STATE CHAMPIONSHIPS

The State Championships were held on the Queen's Birthday Long Weekend in June at Barratt Reserve, West Beach.

The tournament was open to squads from as young as Under 12s to Under 16s and included teams from as far away as Roxby Downs and Broken Hill.

All of FFSA's regional associations travelled to Mount Gambier for the 2019 Country Championships. A total of 60 teams competed with around 750 participants.

## PARTICIPATION

---

### COACHING COURSES

Coach Education Manager, Cristiano Dos Santos, and other FFSA coaches visited several NPL and State League clubs to conduct coaches workshops which have been beneficial to coaches who are keen to increase their knowledge about the game.







A total of 649 coaches attended and completed Community Coaching Courses in 2018:

- ALDI MiniRoos 175
- Goal Keeping Courses 6
- Futsal Certificate 60
- Futsal Licence 22
- Game Training 100
- Senior Certificate 59
- Skill Training Certificate 227

FFSA conducted ALDI Miniroos, Skill Training and Game Training Coaches workshops throughout the state at least twice a month.

### **FEMALE COACH MENTORING PROGRAM**

In 2018, FFSA began the Female Coach Mentoring Program in which female coaches are able to keep developing their coaching skills throughout the year by attending workshops and seminars.

The number of female coaches in 2018 increased from 70 to 130 with FFSA conducting a women only C-Licence Course for the first time.

FFSA also launched the Female Coaching Network aimed at raising the profile and standard of female coaches across the state and ultimately opening the door to further opportunities at an elite level. Meetings and workshops helped female coaches develop their skills and knowledge of the game through theory and practical sessions.

In July, FFSA held its first Women's Only Skill Training Certificate which was run by Women's National Premier League Coaches, Marie Spagnoletti and Tracey Jenkins.

### **ALDI MINIROOS**

ALDI MiniRoos is designed for kids of all abilities, aged 4 – 11 years. It uses short, game-based sessions to introduce football to newcomers in an inclusive way, focusing on learning new skills, being active and having fun.

The number of participants in the MiniRoos Kick-Off program almost doubled in 2018 with growth both in Adelaide and regional areas across South Australia.

There are now more than 100 Kick-Off sites across the state and the piloting of after-school programs was a huge success and resulted in plans for a Football in Schools program for 2019.

### **FUTSAL**

FFSA runs football academies for boys and girls with ages ranging from Under 10 to Under 15.

In 2018, FFSA participated in the World Futsal Championship for the first time.

The competition – held in Orlando, Florida – saw a total of 50 players represent South Australia at, what is, the biggest youth futsal tournament in the world.

Teams from several countries (including Brazil, Canada, Bermuda, Haiti and the USA) took part.

The Under 12 Boys and Under 14 Girls were runners up – and the Under 15 Girls were third – in the Gold division.

In the Silver division, the Under 15 Boys were runners up while the Under 14 Boys were third.



# TECHNICAL REPORT

BY AIRTON ANDRIOLI

## BOYS NATIONAL TRAINING CENTRE (NTC)

---

Congratulations to the NTC Squad for a very successful 2018 season.

After finishing the League as runners-up, the NTC defeated West Adelaide (league winners), moving straight to the grand-final.

West Adelaide defeated the NTC in the grand final to become 2018 U18's Champions.

This group of players came throughout the FFSA pathways, U12's to U16's, and have demonstrated a lot of potential for the future.

Below is the list of players that have transitioned (2018 to 2019) to Adelaide United squads.

### 2003 born players

Kesh Shrestha	Adam Leombruno
Binyam Kebede	Arbri Mollas
Jason Konstandopoulos	David Mapstone
Michael Cittadini	Noah McNamara
Stanley Hlawn Ching	

### 2002 born players

Alex Popovic	Dasniel Bresan
Morgan Evans	Luis Lattanzio

### NATIONAL TEAM SELECTION

Three SA players were selected in the final 23 players, Australian U17 National team, for the AFC U16 Championship in Malaysia, from 22 September to 7 October

- Adam Leombruno
- Alex Popovic
- Kerrin Stokes

## GIRLS NATIONAL TRAINING CENTRE (NTC)

---

Gaining promotion into the Senior WNPL from the State League last year was extremely beneficial for the NTC girls' program. The WNPL league is at a good standard, and challenges the players in different ways every week. We play against the best in the state with many past and present W-League players. This is a good bench mark, providing great opportunities for our girls to be identified and selected for the Adelaide United W-League squad.

Also, playing in the U14 JPL B League on Sundays gives the players a different challenge playing against boys.

We have added in an extra night to the NTC girls program with a Strength and Conditioning (S & C) session. We have also added a pool recovery every Saturday morning after our pitch session.

There has been a vast improvement in the movement patterns, strength and fitness within the group, and we look to continue with S & C as an ongoing program for the NTC players.

Several players had outstanding seasons and have been rewarded, moving to the Adelaide United W-League squad and National teams.

### PREVIOUS TO 2017 NTC

Alex Chidiac - 2015-2019 Matildas, Adelaide United  
Emily Condon - 2014 U20 Matildas, 2018 Matildas  
Grace Abbey - Adelaide United

### 2017/18 NTC

Emily Hodgson - Young Matildas 2017/2018  
Chelsie Dawber - 2014 Mini Matildas, Young Matildas 2018

### 2018 NTC

Charlotte Grant - Future Matildas 2019, Young Matildas 2018  
Evelyn Goldsmith - Young Matildas Camp 2017  
Georgia Ianella - Junior Matildas 2016



## ADELAIDE UNITED 2018/19

Emily Condon  
Emily Hodgson  
Grace Abbey  
Chelsie Dawber  
Meleri Mullan

Charlotte Grant  
Evelyn Goldsmith  
Georgia Ianella  
Lara Kirkby

## TRAIN ON

Katie Bowler  
Ella Tonkin  
Zoe Tolland  
Mikayla Vidmar

Emilia Murray  
Gemma Macfarlane  
Nicola Scalzi  
Gabriella DeMarco

## FFSA NTC GIRLS JAPAN TOUR 2018

Travelling and experiencing different cultures is extremely beneficial for the development of young players. The Japan trip ran 14-20 March, was a great football experience for all 16 players and four staff members.

The Saitama International Football Tournament was a well-run, professional event. The event staff and tour

translators were very helpful and made our job very easy and allowed us to focus on training and matches.

The U18 football tournament was always going to be a challenge as half of our players were U16. We were competitive in all 3 games but came away with 3 losses.

It was very challenging and a great experience for our players to face a top-quality Japanese team, along with the U18 Thailand National Team. We could see the improvement from game to game, with players adapting to the level and the intensity of the matches. We all have learnt so much from this experience and have seen massive improvements in the commitment of the team since returning to Adelaide. Coaches also benefited from the experience and improved their coaching skills.

## 2018 GIRLS NATIONALS YOUTH CHAMPIONSHIP

### U14'S AGE GROUP

South Australian teams show a strong commitment to playing within the philosophy laid out in the National





Curriculum. This was not the case for many of our opponents who tended to play more direct and place more emphasis on results.

The players put in strong showings against traditionally dominant teams such as NSW and Queensland and certainly deserved more points from the tournament than they came away with.

The team structure was good, and players showed good understanding of their roles in the main moments.

We had one of the youngest squads at this year's NTC with five 2005 and one 2006 born players; we also pushed four 2014 players up to the U15 squad.

This obviously made things very challenging on day one when we played two games against the two physically strongest team of the competition.

Our top end players were generally on par technically with the better players from other states, however, the physical gap was too great, making it difficult to match other teams in this aspect.

That being said, the progress that the younger players made in the lead up to Nationals was substantial with all the younger players being noted by the FFA Technical Study Group.

Now that we have started to establish our Skill Acquisition Programs (SAP), we should see more improvements in the coming years.

## U15'S AGE GROUP

The FFSA U15 Girls performance at the National Youth Championships in Coffs Harbour was very positive. The team displayed good structure throughout the week and a good understanding of their roles in the main moments. Positives included that the side was able to create numerous scoring opportunities in each game they played. This was achieved through both good build up play and aggressive pressing in Ball Possession Opposition and in transition.

The team mentality was positive, and they fought hard for each other in every single game. They showed good character throughout the week and kept fighting to the final whistle when the games were in the balance.

Technically the group improved immensely over the course of the program and were all able to show aspects of their qualities during the week. We need to continue to work in the underpinning programs such as SAP to ensure we are consistently producing female players with a good technical level.





Playing out from the back was a challenge for all teams with high pressing from the opposition. We must continue to work on a variety of ways to find solutions in these moments as well as look to play more games against teams who play a structured and possession-based style of football.

There have been many learning moments in the competition and we will continue to play games to improve our skills ready for our NYC opposition.

## 2018 BOYS U14'S NTC

This year we took four squads (two U13's & two U14's) to participate in the NYC, engaging more players in our State the opportunity to experience and be challenged by playing players from other states in this age group.

The FFSA development philosophy focusses on the long-term development of players and we were extremely happy with all three teams' performances.

Identifying players at this age is not an easy task, but our style of football creates opportunities to predict potential and also identify the profile of players.

18 players from outside of our full-time programs were

identified through our State Identification Program and were selected to go to the 2018 NYC.

Congratulations to Bernardo Oliveira who was voted as player of the championship in the U14's age group.

## BOYS & GIRLS STATE IDENTIFICATION PROGRAM (SIP) & STATE ACQUISITION PROGRAM (SAP)

The State Identification Program has proven to be effective and has consistently evolved over the years.

The program provides an enhanced environment for player's development through regular training, high quality competition and coaching. Throughout this process players have the opportunity to improve their game and learn to play a style of football that can be carried forward.

A more structured approach for player identification is used to ensure the best young players in South Australia are identified.

The 2018 State Identification Program carnival was a





success, confirming the importance of this program. All players had the opportunity to improve individual and team skills in an environment that encourages learning. The quality of football displayed over the event was very high, sending a positive message to parents and the public that attended the event.

The other important aspect of the program is coach education. Coaches for the program are identified and selected by the FFSA Technical Department. Workshops are conducted to explain the process and equip coaches with the necessary tools (training sessions, methods of teaching etc.). They also have the chance to improve their skills by coaching one of the squads in the program.

Number of player and coaches involved:

- Players = 760
- Coaches = 60

## COACH EDUCATION

### 2018 STATE COACHING CONFERENCE

The 2018 State Coaching Conference was held on 1 December at the Parks.

The annual event is designed to provide coaches with an opportunity to enlarge their football knowledge as part of their ongoing coach education journey.

We had 160 coaches attend this year's Conference.

In the program we had special guests in attendance:

**Kate Beerworth and James Ilic**  
*presentation on Injury Prevention*

**Damian Farrow**  
*The Coach's Role in the Understanding and Acquisition of Skill*

**Marco Kurz**  
*Adelaide United*





## C LICENCE & B LICENCE COURSES

### C Licence

- Jan / Feb & Oct / Nov 2018 & Jan / Feb 2019  
Numbers = 104 coaches completed the course
- Female only C Licence January 2018  
Numbers = 10 coaches completed the course

### B Licence

- April / July 2018 & April / July 2019  
Numbers = 16 completed the course
- 24 coached registered for the 2019 course

### FFSA Coached Workshops

We conducted more than 10 workshops, providing support to coaches in the advanced and community pathways the opportunity to improve and learn.









# AFRICAN NATIONS CUP 2018

BY WENDY CARTER

## THE AFRICAN NATIONS CUP CONTINUES TO BE ONE OF THE BIGGEST EVENTS ON THE FOOTBALL CALENDAR EACH YEAR, WITH THE 2018 GRAND FINAL BETWEEN GUINEA AND SIERRA LEONE ATTRACTING WELL OVER 2000 SPECTATORS.

Football Federation SA (FFSA) has been conducting the African Nations Cup since 2013 and year on year it has grown. In 2018 the target was to conduct a women's competition, which was achieved with a four-team competition being conducted. In total 18 men's teams and 4 women's teams participated in the 2018 African Nations Cup.

### TABLE OF REGISTERED PARTICIPANTS 2013-18

YEAR	PARTICIPANTS	GENDER
2013	200	Male
2014	297	Male
2015	315	Male
2016	341	Male
	20*	Females (juniors & seniors)
2017	355	Males
	30*	Females
2018	413	Males
	75	Females

\*The numbers relate to come and try activities that were conducted.

At the conclusion of each tournament, a review is undertaken through feedback from the participating teams and an event management debrief. The review is utilised to determine the success of the event and to identify areas of improvement.

The review of the 2017 event highlighted the following areas to be addressed in preparation for the 2018 tournament;

1. Implementation of a Women's Competition;
2. Increasing the length of tournament, introducing Friday night games;
3. Ongoing review of registration procedures. All participants required to provide proof of identification.
4. Providing clear and transparent rules and regulations and event procedures.

To assist with the success of the event, a liaison officer is appointed to provide a conduit between the teams, communities and FFSA. This person performs a key role in communicating decisions to teams and addressing issues prior to them escalating.

The 2018 African Nations Cup was conducted from 28 September to 1 October 2018 at the VALO Football Centre. A total of 18 Men's Teams and 4 Women's Teams competed across the four-day event.

<b>GROUP A</b>	1. DR Congo	2. Rwanda	3. Kenya	4. Zimbabwe	5. Nigeria
<b>GROUP B</b>	6. Sierra Leone	7. Somalia	8. South Africa	9. Sudan	10. Ghana
<b>GROUP C</b>	11. Burundi	12. South Sudan	13. Uganda	14. Togo	
<b>GROUP D</b>	15. Liberia	16. Guinea	17. Ethiopia	18. Eritrea	
<b>WOMEN'S</b>	21. Congo	22. Liberia	23. Horn of Africa	24. Sudan	

The 2018 African Nations Cup welcomed back teams from Eritrea and Ghana, who had last participated in 2016, in addition to teams from Nigeria and Togo. Unfortunately, Congo Brazzaville and Libya were unable to field teams in 2018.

In addition to the nomination of two extra teams in the men's competition, FFSA was able to conduct the inaugural African Nations Cup for Women, with four teams nominating from Congo, Horn of Africa, Liberia and Sudan.



## AFRICAN NATIONS CUP - MEN

The format of the men's competition consisted of two groups of five teams and two groups of four teams, with teams in each group playing each other once. At the conclusion of the group stage, the top two teams from each group progressed into the quarter-finals, the full format of the finals is outlined below;

### QUARTER FINALS

#### Quarter Final 1

Winner of Group A v Second Placed Team in Group B

#### Quarter Final 2

Winner of Group B v Second Placed Team in Group A

#### Quarter Final 3

Winner of Group C v Second Placed Team in Group D

#### Quarter Final 4

Winner of Group D v Second Placed Team in Group C

### SEMI-FINALS

The winning teams from the Quarter-Finals progressed into the Semi-Finals;

**Semi-Final 1** Winner of QF 1 v Winner of QF 4

**Semi-Final 2** Winner of QF 2 v Winner of QF 3

### GRAND FINAL AND 3RD AND 4TH PLAYOFF

The two winning teams from the semi-finals progressed into the Grand Final, the two losing teams competed in the third and fourth play-off game;

**3rd/4th Play-Off** Losing Team SF1 v Losing Team SF2

**Grand Final** Winning Team SF1 v Winning Team SF2

The men's competition commenced on Friday 28 September, with Friday night games being introduced for the first time. Going into the tournament last year's champions, Liberia and previous winners, Burundi, were expected to be the teams to beat.

Neither of these two teams were to progress to the Grand Final, with Burundi being defeated in the Quarter-Finals by Liberia and Liberia being defeated by Sierra Leone in the semi-final. Liberia did go on to win the 3rd and 4th playoff against DR Congo.

The Grand Final was played between Guinea and Sierra Leone, with Sierra Leone being crowned the 2018 African Nations Cup Champions, comfortably defeating Guinea 3 – 0 in front of the 2,000 plus crowd on Monday 1 October. The scenes following Sierra Leone's win was nothing short of hysteria, with players, team officials and

Sierra Leone  
2018 African Nations Cup Champions





spectators engulfing the field of play in sheer jubilation followed by a celebrative run around the entire venue.

## FINAL RESULTS

<b>Champions</b>	Sierra Leone
<b>Runner Up</b>	Guinea
<b>3rd Place</b>	Liberia
<b>4th Place</b>	DR Congo
<b>Player of the Tournament</b>	Con Zacharopoulos (Guinea)
<b>Golden Boot</b>	Shomari Sabatho (DR Congo)
<b>Goalkeeper of the Tournament</b>	Con Zacharopoulos (Guinea)

## AFRICAN NATIONS CUP - WOMEN

The inaugural Women's African Nations Cup Tournament was conducted with four teams participating, Congo, Horn of Africa, Liberia and Sudan. The format of the competition consisted of each team playing each other once, with the top two teams progressing into the Grand Final.

Following the round robin format, Liberia and Sudan finished 1st and 2nd respectively and progressed into the Grand Final. Liberia demonstrated their dominance of the competition defeating Sudan 3-0 to claim the Inaugural Women's African Nations Cup.

FFSA will be working with each of the communities to further encourage more teams to be nominated into the women's competition for 2019.

The African Nations Cup showcases how important sport can be in breaking down barriers and uniting people regardless of their backgrounds. Many of the teams that participate in this tournament have been or still are, experiencing hostilities in their country. This tournament highlights that an event can be conducted with passion, inclusiveness and purpose through the common love of football, the world game.

**Liberia**  
**2018 Women's African Nations Cup Champions**









# CLUB CONFERENCE 2018

BY WENDY CARTER

**THE 2018 CLUB CONFERENCE WAS HELD ON 11 FEBRUARY AT THE OFFICE FOR RECREATION AND SPORT. THE MAIN THEME OF THE CONFERENCE CENTERED AROUND FEMALE PARTICIPATION AND HOW CLUBS CAN ENGAGE AND INCREASE FEMALE PARTICIPATION.**

The conference was opened by Hon Katrina Hildyard MP, being the Member for Reynell, Minister for Disabilities and Minister Assisting the Minister for Recreation and Sport. In addition to opening the conference, the Minister, also facilitated a panel discussion that included, Grace Abbey, Adelaide United Player, Sharon Black, previous Matilda and Adelaide United Player, Michael Carter, FFSA CEO and Kosta Jaric, Adelaide University Head Coach.

The panellists were asked a series of questions by the Minister, which addressed a wide range of issues including the growth of women in football, changes that the sport has experienced, challenges of the sport, differences in coaching men and women and hopes for the sport. Questions were also asked by conference attendees.

Following the panel discussion, conference attendees were given the opportunity to discuss in groups, what their club currently does to attract female participants, what are the challenges and what support is required. This was an opportunity for club volunteers to share their experiences on female participation.

To further emphasise how clubs can engage female participation, Football Federation Australia (FFA) presented a case study on how Northern New South Wales (NNSW) had increased female participation in their region. The participation increases centered around expansion of MiniRoos.

In addition to the presentations on female participation, the club conference also provided sessions on Cultural Diversity and Recruitment and Retention of Volunteers. Both sessions aimed to provide tools to clubs to recruit, engage and retain volunteers and participants. The

remaining sessions were presented to inform volunteers in the areas of Good Sports and Tackling Illegal Drugs, The New Liquor Licensing Laws and International Transfer Clearances.

A total of 74 clubs attended the conference. FFSA will continue to review the format of the Club Conference and seek stakeholder feedback on the content of future conferences.

The program for the day is outlined below:

<b>8:30am</b>	<b>Registration of Participants</b>
<b>9.00am</b>	<b>Open and Welcome by Hon Katrina Hildyard MP</b> Member for Reynell Minister for Disabilities Minister Assisting the Minister for Recreation and Sport
<b>9.15am</b> <b>Session 1</b>	<b>Engaging Female Participation in your Club</b> Opportunity for a Q and A <i>Forum hosted by Hon Katrina Hildyard MP</i>
<b>10.30am</b>	<b>Morning Tea</b>
<b>10.45am</b> <b>Session 2</b>	<b>Build It and They Will Come</b> A case study to drive female participation <i>Presented by Football Federation Australia</i>
<b>11.30am</b> <b>Session 3</b>	<b>Good Sports and Tackling Illegal Drugs</b> A presentation on developing a positive culture around the consumption of alcohol and dealing with illegal drugs. Opportunity for a Q and A <i>Presented by Alcohol and Drug Foundation</i>
<b>12.00pm</b> <b>Session 4</b>	<b>The New Liquor Licensing Laws and How they affect Clubs</b> Does your club serve alcohol, are you aware of the changes to the liquor licence requirements and what does this mean for your club? <i>Presented by Clubs SA</i>
<b>1.00pm</b>	<b>Lunch</b>
<b>1.45pm</b> <b>Session 5</b>	<b>Addressing Cultural Diversity</b> Opportunity for a Q and A <i>Presented by Jane Bartlett, Bartlett and Associates Consulting</i>
<b>2.45pm</b> <b>Session 6</b>	<b>Recruitment and Retention of Volunteers</b> This session provides an opportunity for clubs to share ideas as well as be presented with some practical tips on the recruitment and retention of volunteers <i>Presented by Kat Ingram – Keystone Sporting Solutions</i>
<b>4.00pm</b> <b>Session 7</b>	<b>International Transfer Clearances</b> What are they and when are they required? Opportunity for a Q and A <i>Presented by FFSA</i>



# CELEBRATION OF FOOTBALL

## **THE CELEBRATION OF FOOTBALL, FOOTBALL FEDERATION SOUTH AUSTRALIA'S ANNUAL AWARDS NIGHT, WAS HELD ON SATURDAY OCTOBER 6 AT THE ADELAIDE CONVENTION CENTRE.**

Expertly hosted by Channel 9's Tom Rehn and sports MC Jarrod Walsh, the black-tie event was the Federation's largest to date, with close to 1,000 members of the South Australian Football Family in attendance.

The night was highlighted by a stunning show of recognition for 2018's Hall of Fame Inductees, Franca Di Bartolo and John (Fraser) McClean, and culminated in awarding FFSA NTC's Charlotte Grant the distinguished Shirley Brown Medal for Women's National Premier League South Australia Player of the Year, and Adelaide Comets' Allan Welsh the prestigious Sergio Melta Medal for National Premier League South Australia Player of the Year.

Football Federation South Australia CEO Michael Carter was delighted with how the evening went.

### **CEO, MICHAEL CARTER**

"The Celebration of Football continues to grow year on year to now exists as one of, if not the largest state sporting awards night in the country".

"It has been another big year for football, with the announcement of State Government funding towards a new State Football Centre at Gepps Cross, increased participation across all levels of the game and a series of achievements on the field, including National Premier Leagues Finals Series win for Campbelltown City"

"The Celebration of Football allows all within the football community to come together and celebrate the achievements of the past season and acknowledge long standing contributors to the game of football through the Hall of Fame induction."









# HALL OF FAME INDUCTEES

F. (Franca) Di Bartolo

## **HALL OF CHAMPIONS**

*As a member for outstanding performance*

*Inducted 2018*

Born in Adelaide, South Australia.

Contributed to the game of football as a Player, Coach, Administrator and Manager.

Represented the State as a player at senior level and at the Australian Masters games, the Asian Pacific Masters games and the World Masters games, was also a Gold Medallist at the Asian Pacific Masters games in 1996, 1998 & 2000 and the Australian Masters games in 2007 also a Player Life Member of the FFSA.

Played for Cumberland Vixens, Adelaide City, Croatia, Adelaide College, W.T. Birkalla and MetroStars and Won Women's Cup Winners Medal with Adelaide City in 2005.

John F. (Fraser) McLean

## **HALL OF CHAMPIONS**

*As a member for outstanding performance*

*Inducted 2018*

Born in Cupar, Fife, Scotland.

Contributed to the game of football as a Player and Coach, and is a Life Member of the FFSA and the Noarlunga United SC.

Represented the State as a player at Schoolboy, Junior and Senior level, has also won Best & Fairest Awards at Senior Level with W.T. Birkalla 1991 and Noarlunga 1999, along with other trophies, also with Noarlunga won the State League Goalkeeper of the Year – Coast FM Radio in 2003, 2005 & 2011.

Played over 500 Senior level games in South Australia and won Premier League Champions Medals with Adelaide Blue Eagles in 1994, 1995 & 1996.





# AWARD WINNERS

## NATIONAL PREMIER LEAGUE



### *Player of the Year of the Year Award* **SERGIO MELTA MEDAL**

Allan Welsh    Adelaide Comets

### **Triple M COACHES PLAYER OF THE YEAR**

Matthew Halliday    Adelaide City

### TEAM OF THE YEAR

#### *Goalkeeper*

Isaac Richards    Adelaide United

#### *Defenders*

Matthew Halliday    Adelaide City  
Jake Halliday    Campbelltown City  
Ian Fyfe    Campbelltown City  
Andreas Dallera    Adelaide Olympic

#### *Midfielders*

Nicholas Bucco    Adelaide City  
Alex Mullen    Campbelltown City  
Adam Piscioneri    Campbelltown City

#### *Forwards*

Luigi Ditroia    Campbelltown City  
Christian Esposito    MetroStars  
Fausto Erba    Adelaide Olympic

### SERGIO MELTA MEDAL

The Top Ten Place getters were:

Allan Welsh	Adelaide Comets	26
Luigi Ditroia	Campbelltown City	23
Paul Wilson	Adelaide United FC	21
Sam Carmichael	South Adelaide	21
Matthew Halliday	Adelaide City	20
Andrea Dallera	Adelaide Olympic	18
Christian Esposito	MetroStars	18
Con Zacharopoulos	South Adelaide	17
Joseph Costa	Adelaide City	16
Andreas Wiens	Adelaide Comets	15
James Skeffington	Croydon Kings	15
Liam Wooding	MetroStars	15

### *Coach of The Year*

### **MARTYN CROOK TROPHY**

Joe Mullen    Campbelltown City

### **JOHN ALOISI RISING STAR**

Louis D'Arrigo    Adelaide United

### **GOLD BOOT AWARD**

Christian Esposito    MetroStars

### *Goalkeeper Of The Year*

### **PETER NIKOLICH TROPHY**

Isaac Richards    Adelaide United

### *Reserves Player of the Year*

### **CHARLIE CARUSO AWARD**

Benjamin Head    MetroStars

### *Under 18 Player of the Year*

### **JOHN FRANCIS AWARD**

Asad Kasumovic    West Adelaide



# WOMEN'S NATIONAL PREMIER LEAGUES



*Player of the Year of the Year Award*  
**SHIRLEY BROWN MEDAL**

Charlotte Grant FFSA NTC

## TEAM OF THE YEAR

### Goalkeeper

Evelyn Goldsmith FFSA NTC

### Defenders

Kirsty Moore Metro United  
Isabella Scalzi Metro United  
Grace Abbey Adelaide City  
Elena Pfaroulis West Adelaide

### Midfielders

Charlotte Grant FFSA NTC  
Dylan Holmes Adelaide City  
Maddie DuRieu West Adelaide

### Forwards

Chrissy Panagaris Metro United  
Daniela Di Bartolo Adelaide City  
Laura Johns Adelaide University

## Coach of The Year

### BOB BUSH TROPHY

Michael Matricciani FFSA NTC

## FEMALE RISING STAR

Charlotte Grant FFSA NTC

## GOLD BOOT AWARD

Chrissy Panagaris  
Metro United WFC

## GOALKEEPER OF THE YEAR

Evelyn Goldsmith FFSA NTC

## SHIRLEY BROWN MEDAL

The Top Ten Place getters were:

Charlotte Grant	FFSA NTC	27
Chrissy Panagaris	Metro United WFC	26
Tiarn Powell	Adelaide City FC	21
Daniela Di Bartolo	Adelaide City FC	17
Racheal Quigley	Metro United WFC	17
Rochelle Kuhar	Metro United WFC	15
Chrissa Pavlomanolakis	West Adelaide	13
Chantelle Ryder	Salisbury Inter	12
Christina Papageorgiou	West Adelaide	12
Jenna McCormick	Fulham United	12

## RESERVE PLAYER OF THE YEAR

Margarita Fitzharris  
Adelaide City FC





## STATE LEAGUE ONE AWARDS

*Player of the Year*  
**BOB TELFER MEDAL**

Hamish McCabe Adelaide Blue Eagles

**COACH OF THE YEAR**

Steve Kitchin Noarlunga United

*Gold Boot Award*  
**MILAN IVANOVIC TROPHY**

Shaun McGreevy Modbury Jets

*Goalkeeper of The Year*  
**LES AVORY TROPHY**

Jimmy Clarke Noarlunga United

*Reserves Player of the Year*  
**LEN ALAGICH AWARD**

Ryan Wood Cumberland United

*Under 18s Player of the Year*  
**RAB JONES AWARD**

James Levett Modbury Jets

## WOMEN'S STATE LEAGUE AWARDS

*Player of the Year*  
**ANN SERGEANT MEDAL**

Sarah Chappel Adelaide Comets

**COACH OF THE YEAR**

Tony Mansueto Adelaide Comets  
Paul Morris Salisbury United

**GOLDEN BOOT AWARD**

Victoria Mansueto Adelaide Comets

**GOALKEEPER OF THE YEAR**

Hunter Strudwick Campbelltown City

**RESERVE PLAYER OF THE YEAR**

Julie Culbert Adelaide Comets

## STATE LEAGUE TWO AWARDS

**PLAYER OF THE YEAR**

Zachary Halliday Playford

**COACH OF THE YEAR**

Ben Moore Playford

**GOLD BOOT AWARD**

George Katsigiannis Adelaide Victory

**GOALKEEPER OF THE YEAR**

Anthony Capeldi Playford

**RESERVES PLAYER OF THE YEAR**

Oscar Maddison-Harris Adelaide Cobras

**UNDER 18S PLAYER OF THE YEAR**

Bailey Biedenweg Northern Demons







## REFEREE AWARDS

### **MICK O'MALLEY YOUNG REFEREE OF THE YEAR**

Jonathan Hunter

### **MIKE INGHAM REFEREE OF THE YEAR**

Daniel Cook

## COMMUNITY AND GROUP AWARDS

### **REFEREE RISING STAR AWARD**

Cole Davy

### **WOMEN'S COLLEGIATE LEAGUE PLAYER OF THE YEAR**

Hannah Wall Woodside Warriors

### **WOMEN'S DIVISION 6 PLAYER OF THE YEAR**

Tesha Wanganeen Salisbury Villa

### **WOMEN'S DIVISION 5 PLAYER OF THE YEAR**

Andrea De La Torre Barossa United

### **WOMEN'S DIVISION 4 PLAYER OF THE YEAR**

Laura Pizey Gawler

### **WOMEN'S DIVISION 3 PLAYER OF THE YEAR**

Kelly Tataryn Modbury Vista

### **WOMEN'S DIVISION 2 PLAYER OF THE YEAR**

Karin Yajima Adelaide University

### **WOMEN'S DIVISION 2 PLAYER OF THE YEAR**

Mary Langley Adelaide University

### **WOMEN'S DIVISION 1 PLAYER OF THE YEAR**

Kassandra Stroh Stirling Districts

### **COMMUNITY COACH OF THE YEAR**

Alexandra Macdonald Adelaide University







# FINANCIAL STATEMENTS

## STATEMENT OF SURPLUS OR DEFICIT AND OTHER COMPREHENSIVE INCOME for the Year Ended 31 December 2018

REVENUE	NOTE	2018 \$	2017 \$
Grant revenue	2	7,395,606	6,768,158
Other revenues	2	5,238,841	4,269,913
Employee benefits expenses		(2,005,785)	(1,968,617)
Administrative expenses		(500,334)	(403,841)
Competition expenses		(1,910,252)	(1,346,613)
Facility Funding expenses		(6,480,162)	(5,104,892)
Training and development expenses		(786,582)	(647,623)
Facility expenses		(317,893)	(314,365)
FFA expenses		(374,499)	(269,057)
Other expenses		(86,877)	(95,029)
Finance Costs		(3,569)	(4,480)
Depreciation and amortisation expenses		(303,955)	(298,692)
<b>Current year surplus/(deficit) before income tax</b>		<b>(135,461)</b>	<b>584,862</b>
Income tax expense		-	-
<b>Current year surplus/(deficit) for the year</b>		<b>(135,461)</b>	<b>584,862</b>
<b>Other comprehensive income</b>		<b>-</b>	<b>-</b>
<b>Total comprehensive income for the year</b>		<b>(135,461)</b>	<b>584,862</b>
<b>Total comprehensive income attributable to members of the entity</b>		<b>(135,461)</b>	<b>584,862</b>

## STATEMENT OF FINANCIAL POSITION as at 31 December 2018

CURRENT ASSETS	NOTE	2018 \$	2017 \$
Cash and Cash Equivalents	4	10,515,201	6,393,239
Accounts Receivable and Other Debtors	5	579,663	440,162
Inventories on Hand		32,257	11,923
Financial Assets	6	1,942,465	10,000,000
Other Current Assets	7	332,502	579,370
<b>TOTAL CURRENT ASSETS</b>		<b>13,402,088</b>	<b>17,424,694</b>
<b>NON-CURRENT ASSETS</b>			
Property, Plant and equipment	8	4,570,009	4,857,012
<b>TOTAL NON-CURRENT ASSETS</b>		<b>4,570,009</b>	<b>4,857,012</b>
<b>TOTAL ASSETS</b>		<b>17,972,097</b>	<b>22,281,706</b>
<b>CURRENT LIABILITIES</b>			
Accounts Payable and Other Payables	9	1,491,151	1,546,413
Income in Advance		473,644	444,290
Unexpended Grants		10,825,202	14,976,455
Employee Provisions	10	284,498	306,301
Borrowings	11	13,036	12,527
<b>TOTAL CURRENT LIABILITIES</b>		<b>13,087,531</b>	<b>17,285,986</b>

## NON-CURRENT LIABILITIES

Employee Provisions	10	76,843	39,500
Borrowings	11	25,289	38,325
<b>TOTAL NON-CURRENT LIABILITIES</b>		<b>102,132</b>	<b>77,825</b>
<b>TOTAL LIABILITIES</b>		<b>13,189,663</b>	<b>17,363,811</b>
<b>NET ASSETS</b>		<b>4,782,434</b>	<b>4,917,895</b>

## EQUITY

Contributed equity	10	-	-
Retained Surplus		4,682,434	4,817,895
Capital Replacement Reserve	15	100,000	100,000
<b>TOTAL EQUITY</b>		<b>4,782,434</b>	<b>4,917,895</b>

## STATEMENT OF CHANGES IN EQUITY for the Year Ended 31 December 2018

	NOTE	RETAINED SURPLUS \$	CAPITAL REPLACEMENT RESERVE \$	TOTAL \$
<b>Balance at 1 January 2017</b>		<b>4,233,033</b>	<b>100,000</b>	<b>4,333,033</b>
Net surplus for the year		584,862	-	584,862
Other comprehensive income for the year		-	-	-
<b>Total comprehensive income attributable to members of the equity for the year</b>		<b>584,862</b>	<b>-</b>	<b>584,862</b>
Movement in Reserve		-	-	-
<b>Balance at 31 December 2017</b>		<b>4,817,895</b>	<b>100,000</b>	<b>4,917,895</b>
<b>Balance at 1 January 2018</b>		<b>4,817,895</b>	<b>100,000</b>	<b>4,917,895</b>
<b>Comprehensive income</b>				
Net surplus/(deficit) for the year		(135,461)	-	(135,461)
Other comprehensive income for the year		-	-	-
<b>Total comprehensive income attributable to members of the equity for the year</b>		<b>(135,461)</b>	<b>-</b>	<b>(135,461)</b>
Movement in Reserve		-	-	-
<b>Balance at 31 December 2018</b>		<b>4,682,434</b>	<b>100,000</b>	<b>4,782,434</b>

The accompanying notes form part of these financial statements



## STATEMENT OF CASH FLOWS for the Year Ended 31 December 2018

CASH FLOW FROM OPERATING ACTIVITIES	NOTE	2018 \$	2017 \$
Cash receipts and grants in the course of operations		8,359,735	16,003,683
Cash payments in the course of operations		(12,280,107)	(9,332,454)
Finance Costs		(3,569)	(4,480)
Interest received		9,688	7,375
<b>Net cash provided by/(used in) operating activities</b>		<b>(3,914,253)</b>	<b>6,674,124</b>
<b>CASH FLOW FROM INVESTING ACTIVITIES</b>			
Payments for term deposits		-	(3,000,000)
Proceeds from term deposits		8,057,535	-
Payments for plant and equipment		20,275	(778,900)
Receipts from disposal of plant and equipment		(29,118)	-
<b>Net cash provided by/(used in) investing activities</b>		<b>8,048,692</b>	<b>(3,778,900)</b>
<b>CASH FLOWS FROM FINANCING ACTIVITIES</b>			
Payment of lease liabilities		(12,527)	(12,037)
<b>Net cash provided by/(used in) financing activities</b>		<b>(12,527)</b>	<b>(12,037)</b>
<b>NET INCREASE/(DECREASE) IN CASH HELD</b>		<b>4,121,912</b>	<b>2,883,187</b>
Cash at the beginning of the financial year		6,393,289	3,510,102
<b>CASH AND CASH EQUIVALENTS AT THE END OF THE FINANCIAL YEAR</b>	<b>4</b>	<b>10,515,201</b>	<b>6,393,289</b>

The accompanying notes form part of these financial statements

## NOTES TO THE FINANCIAL STATEMENTS for the Year Ended 31 December 2018

### NOTE 1 - SUMMARY OF SIGNIFICANT ACCOUNTING POLICIES

#### Basis of Preparation

The financial statements are special purpose financial statements prepared in order to satisfy the financial reporting requirements of the South Australian Associations Incorporation Act 1985. The committee has determined that the association is not a reporting entity.

The financial statements, except for the cash flow information, have been prepared on an accruals basis and are based on historical costs, modified, where applicable, by the measurement at fair value of selected non-current assets, financial assets and financial liabilities. The amounts presented in the financial statements have been rounded to the nearest dollar. The following significant accounting policies, which are consistent with the previous period unless stated otherwise, have been adopted in the preparation of these financial statements.

#### Accounting Policies

##### (a) Income Tax

The Association is not subject to income tax and therefore no income tax expense or income tax payable is shown in the financial statements.

##### (b) Property, Plant and Equipment

###### Plant and equipment

Plant and equipment are measured on the cost basis and are therefore carried at cost less accumulated depreciation and any accumulated impairment losses. In the event the carrying amount of plant and equipment is greater than its estimated recoverable amount, the carrying amount is written down immediately to its estimated recoverable amount and impairment losses recognised in surplus or deficit. A formal assessment of recoverable amount is made when impairment indicators are present (refer to Note 1(e) for details of impairment).

###### Depreciation

The depreciable amount of all fixed assets, including buildings and capitalised lease assets, is depreciated on a diminishing value basis over the asset's useful life commencing from the time the asset is held ready for use. Leasehold improvements are depreciated over the shorter of either the unexpired period of the lease or the estimated useful lives of the improvements.

The depreciation rates used for each class of depreciable asset are:

Leasehold Improvements	5.0%
Motor Vehicles	17.5%
Plant & Equipment	7.5% - 50%

The assets' residual values and useful lives are reviewed and adjusted, if appropriate, at the end of each reporting period.

Gains and losses on disposals are determined by comparing net proceeds with the carrying amount. These gains and losses are recognised in surplus or deficit in the period in which they occur.

##### (c) Leases

Leases of fixed assets, where substantially all the risks and benefits incidental to the ownership of the asset (but not the legal ownership) are transferred to the association, are classified as finance leases.

Finance leases are capitalised by recognising an asset and a liability at the lower of the amount equal to the fair value of the leased property or the present value of the minimum lease payments, including any guaranteed residual values. Lease payments are allocated between the reduction of the lease liability and the lease interest expense for the period.

Leased assets are depreciated on a diminishing value basis over their estimated useful lives where it is likely that the Association will obtain ownership of the asset or ownership over the term of the lease.

Lease payments for operating leases, where substantially all the risks and benefits remain with the lessor, are recognised as expenses on a straight-line basis over the lease term.

Lease Incentives under operating leases are recognised as a liability and amortised on a straight-line basis over the life of the lease term.

##### (d) Financial Instruments

###### Initial recognition and measurement

Financial assets and financial liabilities are recognised when the entity becomes a party to the contractual provisions to the instrument. For financial assets, this is equivalent to the date that the Association commits itself to either purchase or sell the asset (i.e. trade date accounting is adopted).

Financial instruments are initially measured at fair value plus transaction costs.

###### Classification and subsequent measurement

Financial instruments are subsequently measured at either fair value, amortised cost using the effective interest rate method or cost.

Amortised cost is calculated as the amount at which the financial asset or financial liability is measured at initial recognition less principal repayments and any reduction for impairment, and adjusted for any cumulative amortisation of the difference between that initial amount and the maturity amount calculated using the effective interest method.

The effective interest method is used to allocate interest income or interest expense over the relevant period and is equivalent to the rate that exactly discounts estimated future cash payments or receipts (including fees, transaction costs and other premiums or discounts) through the expected life (or when this cannot be reliably predicted, the contractual term) of the financial instrument to the net carrying amount of the financial asset or financial liability. Revisions to expected future net cash flows will necessitate an adjustment to the carrying amount with a consequential recognition of an income or expense item in surplus or deficit.

###### (i) Loans and Receivables

Loans and receivables are non-derivative financial assets with fixed or determinable payments that are not quoted in an active market and are subsequently measured at amortised cost. Gains or losses are recognised in surplus or deficit through the amortisation process and when the financial asset is derecognised.

###### (ii) Held-to-maturity investments

Held-to-maturity investments are non-derivative financial assets that have fixed maturities and fixed or determinable payments, and it is the association's intention to hold these investments to maturity. They are subsequently measured at amortised cost. Gains or losses are recognised in surplus or deficit through the amortisation process and when the financial asset is derecognised.

###### (iii) Financial Liabilities

Non-derivative financial liabilities are subsequently measured at amortised cost. Gains or losses are recognised in surplus or deficit through the amortisation process and when the financial liability is derecognised.

#### Impairment

A financial asset (or a group of financial assets) is deemed to be impaired if, and only if, there is objective evidence of impairment as a result of one or more events (a "loss event") having occurred, which has an impact on the estimated future cash flows of the financial asset(s). Impairment losses are recognised in surplus or deficit immediately.

In the case of financial assets carried at amortised cost, loss events may include: indications that the debtors or a group of debtors are experiencing significant financial difficulty, default or delinquency in interest or principal payments; indications that they will enter bankruptcy or other financial reorganisation; and changes in arrears or economic conditions that correlate with defaults.

When the terms of financial assets that would otherwise have been past due or impaired have been renegotiated, the association recognises the impairment for such financial assets by taking into account the original terms as if the terms have not been renegotiated so that the loss events that have occurred are duly considered.

#### Derecognition

Financial assets are derecognised when the contractual right to receipt of cash flows expires or the asset is transferred to another party whereby the entity no longer has any significant continuing involvement in the risks and benefits associated with the asset. Financial liabilities are derecognised when the related obligations are discharged or cancelled, or have expired. The difference between the carrying amount of the financial liability extinguished or transferred to another party and the fair value of consideration paid, including the transfer of non-cash assets or liabilities assumed, is recognised in surplus or deficit.

##### (e) Impairment of Assets

At the end of each reporting period, the association assesses whether there is any indication that an asset may be impaired. If such an indication exists, an impairment test is carried out on the asset by comparing the recoverable amount of the asset, being the higher of the asset's fair value less costs to sell and value in use, to the asset's carrying amount. Any excess of the asset's carrying amount over its recoverable amount is recognised immediately in surplus or deficit.



Where it is not possible to estimate the recoverable amount of an individual asset, the association estimates the recoverable amount of the cash-generating unit to which the asset belongs.

Where the future economic benefits of the asset are not primarily dependent upon the asset's ability to generate net cash inflows and when the entity would, if deprived of the asset, replace its remaining future economic benefits, value in use is determined as the depreciated replacement cost of an asset.

**(f) Employee Provisions**

**Short-term employee benefits**

Provision is made for the association's obligation for short-term employee benefits. Short-term employee benefits are benefits (other than termination benefits) that are expected to be settled wholly before 12 months after the end of the annual reporting period in which the employees render the related service, including wages, salaries and sick leave. Short-term employee benefits are measured at the amounts expected to be paid when the obligation is settled.

**Other long-term employee benefits**

Provision is made for employees' annual leave entitlements not expected to be settled wholly within 12 months after the end of the annual reporting period in which the employees render the related service. Other long-term employee benefits are measured at the present value of the expected future payments to be made to employees. Expected future payments incorporate anticipated future wage and salary levels, durations of service and employee departures, and are discounted at rates determined by reference to market yields at the end of the reporting period on corporate bonds that have maturity dates that approximate the terms of the obligations. Any remeasurements of obligations for other long-term employee benefits for changes in assumptions are recognised in surplus or deficit in the periods in which the changes occur.

The association's obligations for long-term employee benefits are presented as non-current provisions in its statement of financial position, except where the association does not have an unconditional right to defer settlement for at least 12 months after the reporting date, in which case the obligations are presented as current provisions.

**(g) Cash and Cash Equivalents**

Cash and cash equivalents include cash on hand, deposits held at-call with banks, other short-term highly liquid investments with original maturities of three months or less, and bank overdrafts.

**(h) Accounts Receivable and Other Debtors**

Accounts receivable and other debtors include amounts due from members as well as amounts receivable from customers for goods sold in the ordinary course of business. Receivables expected to be collected within 12 months of the end of the reporting period are classified as current assets. All other receivables are classified as non-current assets.

Accounts receivable are initially recognised at fair value and subsequently measured at amortised cost using the effective interest method, less any provision for impairment.

**(i) Revenue Recognition**

Revenue is recognised at the fair value of consideration received or receivable. Amounts disclosed as revenue are net of taxes paid. The following specific recognition criteria must also be met before revenue is recognised:

*Grant revenue*

Grants revenue is recognised in surplus or deficit in the period in which the associated costs are incurred.

*Donations*

Donations and bequests are recognised as revenue when received.

*Interest Revenue*

Interest revenue is recognised using the effective interest method, which for floating rate financial assets is the rate inherent in the instrument. Dividend revenue is recognised when the right to receive a dividend has been established.

*Services Revenue*

Revenue from the rendering of a service is recognised upon the delivery of the service to the customers.

**(j) Inventories on Hand**

Inventories held for sale are measured at the lower of cost and net realisable value.

**(k) Goods and Services Tax (GST)**

Revenues, expenses and assets are recognised net of the amount of GST, except where the amount of GST incurred is not recoverable from the Australian Taxation Office (ATO).

Receivables and payables are stated inclusive of the amount of GST receivable or payable. The net amount of GST recoverable from, or payable to, the ATO is included with other receivables or payables in the statement of financial position.

Cash flows are presented on a gross basis. The GST components of cash flows arising from investing or financing activities which are recoverable from, or payable to, the ATO are presented as operating cash flows included in receipts from customers or payments to suppliers.

**(l) Accounts Payable and Other Payables**

Accounts payable and other payables represent the liabilities outstanding at the end of the reporting period for goods and services received by the association during the reporting period that remain unpaid. The balance is recognised as a current liability with the amounts normally paid within 30 days of recognition of the liability.

**(m) Provisions**

Provisions are recognised when the association has a legal or constructive obligation, as a result of past events, for which it is probable that an outflow

of economic benefits will result and that outflow can be reliably measured. Provisions recognised represent the best estimate of the amounts required to settle the obligation at the end of the reporting period.

**(n) Critical Accounting Estimates & Judgements**

The Association evaluates estimates and judgments incorporated into the financial statements based on historical knowledge and best available current information. Estimates assume a reasonable expectation of future events and are based on current trends and industry data, obtained both externally and within the Association. Information about estimates and assumptions that have the most significant effect on recognition and measurement of assets, liabilities, income and expenses are provided below.

*Useful lives of depreciable assets*

Management reviews its estimate of the useful lives of depreciable assets at each reporting date based on the expected utility of assets. Uncertainties in the estimates relate to obsolescence that may change the utility of certain assets.

**(o) Comparative Figures**

When required by Accounting Standards or for improved presentation of the financial report, comparative figures have been adjusted to conform to changes in presentation for the current financial year.

**NOTE 2 - REVENUE AND OTHER INCOME**

		2018 \$	2017 \$
<b>GRANT REVENUE</b>	Football Federation Australia	492,000	340,000
	Facility Funding	6,486,162	5,802,898
	Other State & Federal Government Grants	145,000	255,000
	Other Funding	272,444	370,260
	<b>Total Grant Revenue</b>	<b>7,395,606</b>	<b>6,768,158</b>
<b>OTHER REVENUE</b>	Club Fees	424,532	415,791
	Player Fees	1,378,714	1,103,496
	Sponsorship Income	338,016	274,899
	Catering, Bar & Canteen	172,989	201,656
	Ground Hire	456,341	446,974
	Competition Income	1,261,424	891,862
	Referee Income	533,190	392,592
	Coaching Income	217,570	163,874
	Development Income	292,596	229,356
	Interest	9,688	7,375
	Other Income	153,781	142,038
	<b>Total Other Revenue</b>	<b>5,238,841</b>	<b>4,269,913</b>
		<b>12,634,447</b>	<b>11,038,071</b>

**NOTE 3 - EXPENSES**

Surplus/(deficit) from operating activities has been determined after:

Rental expense on operating leases	81,025	83,809
Depreciation	303,955	298,692

**NOTE 4 - CASH AND CASH EQUIVALENT ASSETS**

Cash at bank	1,716,259	1,221,200
Cash at bank - SAWSA Funds	-	169,458
Short-term term deposits	8,793,123	4,998,307
Cash on hand	5,819	4,274
	<b>10,515,201</b>	<b>6,393,239</b>

**Reconciliation of cash**

Cash at the end of the financial year as shown in the statement of cash flows is reconciled to items in the statement of financial position as follows:

Cash and cash equivalents	10,515,201	6,393,239
---------------------------	------------	-----------

Where possible, FFSA takes advantage of higher rates of interest from terms deposits as offered by banks. In FY18, the higher rates of interest on offer were for periods of three months. The short duration of the life of the term deposits has resulted in the significant reduction in Financial Assets (refer Note 6) and an increase in Cash and Cash Equivalents with the balances being presented in accordance with accounting standards. These funds relate to the FFSA facility development program and are being drawn down upon as required.

**NOTE 5 - ACCOUNTS RECEIVABLE AND OTHER DEBTORS**

Accounts Receivable	558,600	439,543
Sundry Debtors	21,063	5,104
	<b>579,663</b>	<b>444,647</b>
Less: Provision for Doubtful Debts	-	(4,485)
	<b>579,663</b>	<b>440,162</b>



**NOTE 6 - FINANCIAL ASSETS**

	2018 \$	2017 \$
<b>Current</b>	1,772,519	10,000,000
Term Deposits	169,946	-
Term Deposits - SAWSA Funds	1,942,465	10,000,000

**NOTE 7 - OTHER CURRENT ASSETS**

Prepayments	292,619	272,427
Other current assets	39,883	166,909
GST receivable	-	140,034
	332,502	579,370

**NOTE 8 - PROPERTY, PLANT AND EQUIPMENT**

Leasehold Improvements	5,316,850	5,310,602
Less: Accumulated Amortisation	(960,421)	(703,218)
	4,356,429	4,607,384
Plant and equipment at cost	451,625	486,537
Less: Accumulated Depreciation	(311,317)	(325,724)
	140,308	160,813
Motor Vehicles at cost	150,651	150,651
Less: Accumulated Depreciation	(77,379)	(61,836)
	73,272	88,815
<b>Total Property, Plant &amp; Equipment</b>	<b>4,570,009</b>	<b>4,857,012</b>

**Reconciliation**

Reconciliations of the carrying amounts for each class of asset are set out below:

	LEASEHOLD IMPROVEMENTS \$	PLANT & EQUIPMENT \$	MOTOR VEHICLES \$	TOTAL \$
Balance at 1 January 2018	4,607,384	160,813	88,815	4,857,012
Additions	6,000	23,118	-	29,118
Disposals at book value	-	(12,166)	-	(12,166)
Depreciation expense	(256,955)	(31,457)	(15,543)	(303,955)
<b>Carrying amount at 31 December 2018</b>	<b>4,356,429</b>	<b>140,308</b>	<b>73,272</b>	<b>4,570,009</b>

**NOTE 9 - ACCOUNTS PAYABLE AND OTHER PAYABLES**

CURRENT	2018 \$	2017 \$
Trade Creditors and Accruals	1,376,040	1,442,647
Bonds	17,926	17,926
Payroll Liabilities	97,185	85,840
	1,491,151	1,546,413

**NOTE 10 - EMPLOYEE PROVISIONS**

<b>Current</b>	172,757	162,335
Provision for Annual Leave	111,741	143,966
Provision for Long service leave	284,498	306,301
<b>Non-current</b>	76,843	39,500
Provision for Long service leave	76,843	39,500

**NOTE 11 - BORROWINGS**

<b>CURRENT</b>		
Hire Purchase loan - Toyota Finance	13,036	12,527
<b>NON-CURRENT</b>		
Hire Purchase loan - Toyota Finance	25,289	38,325

**NOTE 12 - COMMITMENTS****Operating Lease Commitments**

Non-cancellable operating leases contracted for but not recognised in the financial statements

- not later than 1 year	61,642	61,990
- later than 1 year but not later than 5 years	94,995	107,828
- more than 5 years	204,287	225,239
<b>Total Operating Lease Commitments</b>	<b>360,924</b>	<b>395,057</b>

Operating Lease commitments are shown at GST inclusive values.

The lease commitment is for non-cancellable operating leases with terms between one and twenty years, with rent payable monthly in advance. Operating leases are for properties and photocopyers.

**NOTE 13 - KEY MANAGEMENT PERSONNEL**

Any person(s) having authority and responsibility for planning, directing and controlling the activities of the association, directly or indirectly, including its committee members, is considered key management personnel.

	2018 \$	2017 \$
Short Term Benefit	609,192	498,439
Post Employment Benefit	57,873	46,705
<b>Total Compensation</b>	<b>667,065</b>	<b>545,144</b>

**NOTE 14 - CONTINGENT LIABILITIES**

There are no contingent liabilities as at 31 December 2018.

**NOTE 15 - CAPITAL REPLACEMENT RESERVE**

The Capital Replacement Reserve represents funds set aside for future replacement of assets.

**NOTE 16 - ASSOCIATION DETAILS**

The principal place of business for the Association is:

Football Federation SA Inc  
Coopers Stadium,  
Level 3, Holden Street  
Hindmarsh SA 5007

**NOTE 17 - EVENTS AFTER THE REPORTING DATE**

There have been no material events after the reporting date that have not been recognised in the financial report.

**STATEMENT BY MEMBERS OF THE COMMITTEE**

In the opinion of the committee the financial report as set out on pages 1 to 11:

- 1 Presents a true and fair view of the financial position of Football Federation SA Incorporated as at 31 December 2018 and its performance for the year ended on that date in accordance with the accounting policies described in note 1 to the financial statements and the requirements of the Associations Incorporation Act 1985; and
- 2 at the date of this statement, there are reasonable grounds to believe that Football Federation SA Incorporated will be able to pay its debts as and when they fall due.

This statement is made in accordance with a resolution of the committee and is signed for and on behalf of the committee by:

  
Director

  
Director

Dated this 1<sup>st</sup> day of May 2019



## ADDITIONAL INFORMATION

### INCOME AND EXPENDITURE STATEMENT for the Year Ended 31 December 2018

	YEAR ENDED 31 DECEMBER 2018 \$	YEAR ENDED 31 DECEMBER 2017 \$
<b>INCOME</b>		
Affiliation Fees (FFSA Comps)	424,532	415,791
Competition Income	1,209,169	1,042,444
FFA Fees	443,466	315,179
Referee Income	533,190	392,592
Football Development Income	1,508,143	1,072,179
Venue Income	629,330	648,549
Grants - FFA Distribution	492,000	340,000
Grants - SA Government	417,444	581,093
Facility Funding	6,495,162	5,104,892
Commercial & Sponsorship Income	338,016	274,899
Other Income	143,307	145,071
Interest Received	9,688	7,375
	<b>12,643,447</b>	<b>10,340,064</b>
<b>EXPENDITURE</b>		
Competition Expenses	744,958	632,677
FFA Expenses	374,499	269,057
Referee Expenses	470,462	377,851
Football Development Expenses	1,450,316	965,086
Venue Costs	340,131	227,820
Depreciation Expense	46,753	79,300
Commercial & Sponsorship Expenses	38,682	35,227
Employee Remuneration	2,005,785	1,978,607
Administration Expenses	544,113	545,162
Accounting Fees - Audit	13,275	13,658
Bank Fees	3,569	4,480
Facility Funding Costs	6,480,162	5,104,892
	<b>12,512,705</b>	<b>10,233,817</b>
<b>Net Surplus (Deficit) from Operations</b>	<b>130,742</b>	<b>106,247</b>
<b>OTHER INCOME</b>		
Capital Grant - Parks Project	(9,000)	698,007
	<b>(9,000)</b>	<b>698,007</b>
<b>OTHER EXPENSES</b>		
Amortisation of Leasehold Improvements	257,203	219,392
	<b>257,203</b>	<b>219,392</b>
<b>Current year surplus before income tax</b>	<b>(135,461)</b>	<b>584,862</b>
Income tax expense	-	-
<b>Current year surplus after income tax</b>	<b>(135,461)</b>	<b>584,862</b>





## INDEPENDENT AUDITOR'S REPORT TO THE MEMBERS OF FOOTBALL FEDERATION SA INCORPORATED

### Report on the Audit of the Financial Report

#### Opinion

We have audited the financial report of Football Federation SA Incorporated (the Entity), which comprises the statement of financial position as at 31 December 2018, the statement of surplus or deficit and other comprehensive income, the statement of changes in equity and the statement of cash flows for the year then ended, and notes to the financial report, including a summary of significant accounting policies, and statement by members of the committee.

In our opinion the accompanying financial report presents fairly, in all material respects, the financial position of the entity as at 31 December 2018 and of its financial performance and its cash flows for the year then ended in accordance with the basis of accounting described in Note 1.

#### Basis for opinion

We conducted our audit in accordance with Australian Auditing Standards. Our responsibilities under those standards are further described in the *Auditor's Responsibilities for the Audit of the Financial Report* section of our report. We are independent of the Entity in accordance with ethical requirements of the Accounting Professional and Ethical Standards Board's APES 110 *Code of Ethics for Professional Accountants* (the Code) that are relevant to our audit of the financial report in Australia. We have also fulfilled our other ethical responsibilities in accordance with the Code.

We believe that the audit evidence we have obtained is sufficient and appropriate to provide a basis for our opinion.

#### Emphasis of matter - Basis of accounting

We draw attention to Note 1 to the financial report, which describes the basis of accounting. The financial report has been prepared to assist Football Federation SA Incorporated to meet the requirements of *Associations Incorporation Act 1985*. As a result, the financial report may not be suitable for another purpose. Our opinion is not modified in respect of this matter.

#### Responsibilities of management and those charged with governance for the Financial Report

Management is responsible for the preparation and fair presentation of the financial report, and have determined that the basis of preparation described in Note 1 is appropriate to meet the requirements of *Associations Incorporation Act* and for such internal control as management determines is necessary to enable the preparation and fair presentation of a financial report that is free from material misstatement, whether due to fraud or error.

In preparing the financial report, management is responsible for assessing the Entity's ability to continue as a going concern, disclosing, as applicable, matters relating to going concern and using the going concern basis of accounting unless management either intends to liquidate the Entity or to cease operations, or has no realistic alternative but to do so.

Those charged with governance are responsible for overseeing the Entity's financial reporting process.





### **Auditor's responsibilities for the audit of the Financial Report**

Our objectives are to obtain reasonable assurance about whether the financial report as a whole is free from material misstatement, whether due to fraud or error, and to issue an auditor's report that includes our opinion. Reasonable assurance is a high level of assurance, but is not a guarantee that an audit conducted in accordance with the Australian Auditing Standards will always detect a material misstatement when it exists. Misstatements can arise from fraud or error and are considered material if, individually or in the aggregate, they could reasonably be expected to influence the economic decisions of users taken on the basis of this financial report.

A further description of our responsibilities for the audit of the financial report is located at the Auditing and Assurance Standards Board website (<http://www.auasb.gov.au/Home.aspx>) at: [http://www.auasb.gov.au/auditors\\_files/ar3.pdf](http://www.auasb.gov.au/auditors_files/ar3.pdf)

This description forms part of our auditor's report.

A handwritten signature in blue ink that reads 'BDO'.

**BDO Audit (SA) Pty Ltd**

A handwritten signature in blue ink, appearing to read 'Andrew Tickle'.

Andrew Tickle  
Director

Adelaide, 2 May 2019



# STATISTICAL INFORMATION

## LEAGUE TABLES - NATIONAL PREMIER LEAGUE 2018

### 2018 NATIONAL PREMIER LEAGUE

TEAM	P	W	D	L	F	A	GD	PTS
Campbelltown City	22	16	3	3	54	24	30	51
MetroStars	22	15	1	6	51	27	24	46
Adelaide Comets	22	13	5	4	40	26	14	44
Adelaide United FC	22	10	5	7	42	29	13	35
Adelaide Olympic	22	7	7	8	28	25	3	28
Adelaide City	22	14	4	4	52	19	33	28
West Adelaide	22	8	3	11	30	46	-16	27
Para Hills Knights	22	8	1	13	27	38	-11	25
South Adelaide	22	6	3	13	29	55	-26	21
Croydon Kings	22	5	4	13	28	39	-11	19
Sturt Lions	22	5	4	13	24	48	-24	19
WT Birkalla	22	4	2	16	20	49	-29	14

**\*\* Due to Breach of Competition Rules & Regulations, 18 points has been deducted from Adelaide City's final standing**

### 2018 NATIONAL PREMIER LEAGUE RESERVES

TEAM	P	W	D	L	F	A	GD	PTS
Adelaide United FC	22	13	5	4	54	25	29	44
MetroStars	22	14	2	6	62	34	28	44
WT Birkalla	22	14	2	6	44	32	12	44
Adelaide Comets	22	13	4	5	53	33	20	43
West Adelaide	22	12	2	8	41	28	13	38
Adelaide City	22	11	3	8	57	40	17	36
Croydon Kings	22	10	1	11	48	49	-1	31
Para Hills Knights	22	8	2	12	35	49	-14	26
Campbelltown City	22	6	7	9	36	40	-4	25
South Adelaide	22	4	5	13	90	62	28	17
Sturt Lions	22	4	5	13	23	53	-30	17
Adelaide Olympic	22	2	4	16	22	120	-98	10

### 2018 NATIONAL PREMIER LEAGUE - FINAL SERIES

#### WEEK 1

11/08/2018	First Leg of Semi-Final	Adelaide City	0 v 0	Campbelltown City
11/08/2018	Elimination Final	Adelaide Comets	1 v 3	Adelaide United
11/08/2018	Elimination Final	MetroStars	0 v 0	Adelaide Olympic
			1 v 0	AET

#### WEEK 2

18/08/2018	Second Leg of Semi-Final	Campbelltown City	0 v 0	Adelaide City
			1 v 0	AET
18/08/2018	Elimination Final	MetroStars	1 v 0	Adelaide United

#### WEEK 3

25/08/2018	Preliminary Final	Adelaide City	2 v 0	MetroStars
------------	-------------------	---------------	-------	------------

#### WEEK 4

1/09/2018	Grand Final	Campbelltown City	1 v 0	Adelaide City
-----------	-------------	-------------------	-------	---------------

### 2018 NATIONAL PREMIER LEAGUE RESERVES - FINAL SERIES

#### WEEK 1

11/08/2018	Elimination Final	WT Birkalla	2 v 4	Adelaide City
12/08/2018	Elimination Final	Adelaide Comets	4 v 1	West Adelaide
11/08/2018	First Leg of Semi-Final	MetroStars	3 v 4	Adelaide United

#### WEEK 2

18/08/2018	Elimination Final	Adelaide United	3 v 5	MetroStars
18/08/2018	Second Leg of Semi-Final	Adelaide Comets	2 v 1	Adelaide City

#### WEEK 3

25/08/2018	Preliminary Final	Adelaide United	1 v 5	Adelaide Comets
------------	-------------------	-----------------	-------	-----------------

#### WEEK 4

2/09/2018	Grand Final	MetroStars	1 v 3	Adelaide Comets
-----------	-------------	------------	-------	-----------------



## 2018 NATIONAL PREMIER LEAGUE UNDER 18

TEAM	P	W	D	L	F	A	GD	PTS
West Adelaide	22	16	3	3	107	44	63	51
SA NTC	22	15	4	3	104	32	72	49
Adelaide Comets	22	13	2	7	59	33	26	41
MetroStars	22	13	2	7	89	64	25	41
Campbelltown City	22	13	2	7	67	42	25	41
Adelaide City	22	12	3	7	67	40	27	39
WT Birkalla	22	9	2	11	59	47	12	29
Croydon Kings	22	8	3	11	48	52	-4	27
Para Hills Knights	22	8	1	13	45	55	-10	25
Adelaide Olympic	22	8	1	13	39	57	-18	25
Sturt Lions	22	4	1	17	23	82	-59	13
South Adelaide	22	1	0	21	19	178	-159	3

## 2018 WOMEN'S NATIONAL PREMIER LEAGUE

TEAM	P	W	D	L	F	A	GD	PTS
Metro United WFC	21	17	3	1	72	17	55	54
Adelaide City FC	21	17	2	2	77	15	62	53
West Adelaide	21	11	5	5	48	18	30	35
FFSA NTC	21	9	4	8	30	33	-3	31
Adelaide University	21	7	4	10	30	39	-9	25
Salisbury Inter	21	5	3	13	18	45	-27	18
Fulham United	21	3	2	16	13	86	-73	11
Cumberland United	21	2	3	16	15	50	-35	9

## 2018 WOMEN'S NATIONAL PREMIER LEAGUE RESERVES

TEAM	P	W	D	L	F	A	GD	PTS
Metro United WFC	21	16	5	0	86	30	56	53
West Adelaide	21	13	5	3	75	27	48	44
Adelaide City FC	21	14	2	5	60	41	19	44
Adelaide University	21	9	6	6	53	32	21	33
FFSA U15 Girls	21	7	4	10	49	67	-18	25
Salisbury Inter	21	5	4	12	38	57	-19	19
Fulham United	21	3	2	16	23	68	-45	11
Cumberland United	21	1	4	16	15	77	-62	7

## 2018 STATE LEAGUE 1

TEAM	P	W	D	L	F	A	GD	PTS
Adelaide Blue Eagles	22	15	3	4	51	17	34	48
Raiders	22	14	4	4	41	20	21	46
Noarlunga United	22	11	6	5	43	22	21	39
White City	22	10	7	5	37	24	13	37
Modbury Jets	22	10	5	7	49	37	12	35
Cumberland United	22	5	11	6	21	26	-5	26
Seaford Rangers	22	7	4	11	33	46	-13	25
Salisbury United	22	6	6	10	36	46	-10	24
Western Strikers	22	6	6	10	42	60	-18	24
Fulham United FC	22	6	4	12	31	44	-13	22
Port Adelaide FC	22	6	4	12	26	44	-18	22
Cove FC	22	4	4	14	19	43	-24	16

## 2018 NATIONAL PREMIER LEAGUE UNDER 18

### WEEK 1

11/08/2018	Elimination Final	Adelaide Comets	3	v	1	Adelaide City
12/08/2018	Elimination Final	MetroStard	3	v	3	Campbelltown City
			7	v	3	
					AET	
12/08/2018	First Leg of Semi-Final	West Adelaide	3	v	4	SA NTC

### WEEK 2

18/08/2018	Second Leg of Semi-Final	SA NTC	4	v	4	West Adelaide
18/08/2018	Elimination Final	Adelaide Comets	0	v	7	MetroStars

### WEEK 3

25/08/2018	Preliminary Final	West Adelaide	3	v	2	MetroStars
------------	-------------------	---------------	---	---	---	------------

### WEEK 4

2/09/2018	Grand Final	SA NTC	1	v	4	West Adelaide
-----------	-------------	--------	---	---	---	---------------

## 2018 WOMEN'S NATIONAL PREMIER LEAGUE - FINAL SERIES

### ROUND 1

17/08/2018	West Adelaide	2	v	0	FFSA NTC Girls
17/08/2018	Metro United	0	v	1	Adelaide City

### ROUND 2

24/08/2018	Metro United	4	v	1	West Adelaide
------------	--------------	---	---	---	---------------

### GRAND FINAL

1/09/2018	Adelaide City	1	v	0	Metro United
-----------	---------------	---	---	---	--------------

## 2018 WOMEN'S NATIONAL PREMIER LEAGUE RESERVES - FINAL SERIES

### ROUND 1

17/08/2018	Adelaide City	1	v	3	Adelaide University
17/08/2018	Metro United	1	v	1	West Adelaide
		2	v	1	
				AET	

### ROUND 2

24/08/2018	West Adelaide	0	v	3	Adelaide University
------------	---------------	---	---	---	---------------------

### GRAND FINAL

2/09/2018	Metro United	3	v	0	Adelaide University
-----------	--------------	---	---	---	---------------------

## 2018 STATE LEAGUE 1 - FINAL SERIES

### WEEK 1

11/08/2018	First Leg of Semi-Final	Raiders	1	v	0	Adelaide Blue Eagles
11/08/2018	Elimination Final	Noarlunga United	3	v	4	Cumberland United
11/08/2018	Elimination Final	White City	1	v	2	Modbury Jets

### WEEK 2

18/08/2018	Second Leg of Semi-Final	Adelaide Blue Eagles	0	v	4	Raiders
18/08/2018	Elimination Final	Modbury Jets	1	v	0	Cumberland United

### WEEK 3

25/08/2018	Preliminary Final	Adelaide Blue Eagles	4	v	1	Modbury Jets
------------	-------------------	----------------------	---	---	---	--------------

### WEEK 4

1/09/2018	Grand Final	Raiders	3	v	1	Adelaide Blue Eagles
-----------	-------------	---------	---	---	---	----------------------



## 2018 STATE LEAGUE 1 RESERVES

TEAM	P	W	D	L	F	A	GD	PTS
Raiders	22	16	3	3	70	24	46	51
Modbury Jets	22	14	1	7	64	40	24	43
Adelaide Blue Eagles	22	10	7	5	47	32	15	37
Fulham United FC	22	11	4	7	40	42	-2	37
Cumberland United	22	9	6	7	54	42	12	33
Cove FC	22	9	6	7	57	47	10	33
White City	22	9	5	8	46	44	2	32
Western Strikers	22	8	3	11	39	45	-6	27
Port Adelaide FC	22	8	3	11	34	48	-14	27
Noarlunga United	22	7	4	11	30	39	-9	25
Seaford Rangers	22	5	2	15	31	69	-38	17
Salisbury United	22	3	2	17	27	67	-40	11

## 2018 STATE LEAGUE 1 UNDER 18

TEAM	P	W	D	L	F	A	GD	PTS
Raiders FC	22	19	1	2	97	35	62	58
Modbury Jets	22	19	0	3	117	36	81	57
Cumberland United	22	15	1	6	55	29	26	46
Salisbury United	22	11	5	6	45	36	9	38
White City	22	10	2	10	52	53	-1	32
Port Adelaide FC	22	9	3	10	62	54	8	30
Fulham United FC	22	8	3	11	53	64	-11	27
Seaford Rangers	22	7	5	10	55	59	-4	26
Cove FC	22	8	1	13	38	66	-28	25
Western Strikers	22	7	3	12	47	72	-25	24
Adelaide Blue Eagles	22	5	2	15	38	79	-41	17
Noarlunga United	22	1	0	21	26	102	-76	3

## 2018 STATE LEAGUE 2

Team	P	W	D	L	F	A	GD	PTS
Playford	22	16	1	5	61	14	47	49
Adelaide Hills	22	16	1	5	52	27	25	49
Vipers FC	22	15	2	5	58	23	35	47
Adelaide Cobras	22	15	2	5	54	26	28	47
Adelaide Victory	22	14	2	6	65	34	31	44
Northern Demons	22	13	5	4	51	28	23	44
Adelaide University SC	22	12	1	9	43	28	15	37
Eastern United	22	9	1	12	39	40	-1	28
Gawler	22	8	1	13	48	55	-7	25
Modbury Vista	22	2	1	19	18	85	-67	7
Mount Barker United SC	22	1	2	19	18	95	-77	5
Uni SA FC	22	1	1	20	25	77	-52	4

## 2018 STATE LEAGUE 2 RESERVES

TEAM	P	W	D	L	F	A	GD	PTS
Playford	22	19	2	1	101	24	77	59
Adelaide Hills	22	18	0	4	97	25	72	54
Eastern United	22	13	1	8	65	43	22	40
Northern Demons	22	12	3	7	47	27	20	39
Adelaide University SC	22	12	3	7	56	48	8	39
Vipers FC	22	11	3	8	58	36	22	36
Adelaide Cobras	22	11	2	9	36	35	1	35
Adelaide Victory	22	10	1	11	46	62	-16	31
Gawler	22	5	1	16	39	67	-28	16
Uni SA FC	22	5	1	16	30	66	-36	16
Modbury Vista	22	4	1	17	32	87	-55	13
Mount Barker United SC	22	2	2	18	17	104	-87	8

## 2018 STATE LEAGUE 1 RESERVES - FINAL SERIES

### WEEK 1

13/08/2018	First Leg of Semi-Final	Raiders	4	v	0	Modbury Jets
14/08/2018	Elimination Final	Fulham United	1	v	0	Cumberland United
11/08/2018	Elimination Final	Adelaide Blue Eagles	0	v	3	Cove FC

### WEEK 2

18/08/2018	Elimination Final	Fulham United	1	v	3	Cove FC
18/08/2018	Second Leg of Semi-Final	Modbury Jets	3	v	7	Raiders

### WEEK 3

25/08/2018	Preliminary Final	Modbury Jets	2	v	4	Cove FC
------------	-------------------	--------------	---	---	---	---------

### WEEK 4

2/09/2018	Grand Final	Raiders	5	v	4	Cove FC
-----------	-------------	---------	---	---	---	---------

## 2018 STATE LEAGUE 1 UNDER 18 - FINAL SERIES

### WEEK 1

11/08/2018	Elimination Final	Salisbury United	2	v	1	White City
13/08/2018	First Leg of Semi-Final	Raiders	4	v	2	Modbury Jets
14/08/2018	Elimination Final	Cumberland United	0	v	5	Port Adelaide FC

### WEEK 2

18/08/2018	Second Leg of Semi-Final	Modbury Jets	2	v	0	Raiders
18/08/2018	Elimination Final	Salisbury United	1	v	2	Port Adelaide FC

### WEEK 3

25/08/2018	Preliminary Final	Raiders	4	v	0	Port Adelaide FC
------------	-------------------	---------	---	---	---	------------------

### WEEK 4

2/09/2018	Grand Final	Modbury Jets	4	v	0	Raiders
-----------	-------------	--------------	---	---	---	---------

## 2018 STATE LEAGUE 2 - FINAL SERIES

### WEEK 1

11/08/2018	First Leg of Semi-Final	Adelaide Hills	0	v	2	Playford
11/08/2018	Elimination Final	Vipers FC	3	v	0	Northern Demons
11/08/2018	Elimination Final	Adelaide Cobras	1	v	3	Adelaide Victory

### WEEK 2

18/08/2018	Second Leg of Semi-Final	Playford	1	v	1	Adelaide Hills
18/08/2018	Elimination Final	Vipers FC	0	v	2	Adelaide Victory

### WEEK 3

25/08/2018	Preliminary Final	Adelaide Hills	2	v	4	Adelaide Victory
------------	-------------------	----------------	---	---	---	------------------

### WEEK 4

1/09/2018	Grand Final	Playford	0	v	2	Adelaide Victory
-----------	-------------	----------	---	---	---	------------------

## 2018 STATE LEAGUE 2 RESERVES - FINAL SERIES

### WEEK 1

12/08/2018	First Leg of Semi-Final	Adelaide Hills	2	v	0	Playford
11/08/2018	Elimination Final	Eastern United	0	v	1	Vipers FC
11/08/2018	Elimination Final	Northern Demons	3	v	0	Adelaide University

### WEEK 2

18/08/2018	Second Leg of Semi-Final	Playford	4	v	2	Adelaide Hills
18/08/2018	Elimination Final	Northern Demons	0	v	1	Vipers FC

### WEEK 3

25/08/2018	Preliminary Final	Playford	2	v	1	Vipers FC
------------	-------------------	----------	---	---	---	-----------

### WEEK 4

2/09/2018	Grand Final	Adelaide Hills	2	v	1	Playford
-----------	-------------	----------------	---	---	---	----------



## 2018 STATE LEAGUE 2 UNDER 18

TEAM	P	W	D	L	F	A	GD	PTS
Playford	22	17	4	1	85	29	56	55
Modbury Vista	22	14	3	5	80	24	56	45
Vipers FC	22	13	4	5	75	36	39	43
Adelaide Victory	22	13	0	9	62	30	32	39
Adelaide Cobras	22	11	5	6	64	50	14	38
Eastern United	22	10	5	7	70	43	27	35
Northern Demons	22	11	2	9	59	51	8	35
Adelaide Hills	22	10	3	9	56	63	-7	33
Mount Barker United SC	22	5	4	13	42	82	-40	19
Adelaide University SC	22	5	3	14	44	66	-22	18
Gawler	22	4	0	18	33	119	-86	12
Uni SAFC	22	1	3	18	39	116	-77	6

## 2018 STATE LEAGUE 2 UNDER 18 - FINAL SERIES

### WEEK 1

11/08/2018	Elimination Final	Vipers FC	3 v 0	Eastern United
11/08/2018	Elimination Final	Adelaide Victory	2 v 1	Adelaide Cobras
15/08/2018	First Leg of Semi-Final	Modbury Vista	0 v 2	Playford

### WEEK 2

18/08/2018	Elimination Final	Vipers FC	3 v 4	Adelaide Victory
19/08/2018	Second Leg of Semi-Final	Playford	1 v 1	Modbury Vista

### WEEK 3

25/08/2018	Preliminary Final	Modbury Vista	0 v 1	Adelaide Victory
------------	-------------------	---------------	-------	------------------

### WEEK 4

2/09/2019	Grand Final	Playford	2 v 4	Adelaide Victory
-----------	-------------	----------	-------	------------------





# 2018 HIGHEST GOAL SCORERS

## NATIONAL PREMIER LEAGUE SA

FIRST NAME	FAMILY NAME	CLUB NAME	GAMES	GOALS
Christian	Esposito	North Eastern Metrostars Soccer Club	20	18
Anthony	Costa	Adelaide City FC	20	17
Andreas	Wiens	Adelaide Comets	18	13
Dion	Kirk	Campbelltown City Soccer Club	22	12
Luigi	Ditroia	Campbelltown City Soccer Club	19	11
Fausto	Erba	Adelaide Olympic FC	12	11

## NATIONAL PREMIER LEAGUE SA - RESERVES

FIRST NAME	FAMILY NAME	CLUB NAME	GAMES	GOALS
Dominic	Yuel	Adelaide City FC	19	22
Benjamin	Head	North Eastern Metrostars Soccer Club	19	14
Domenico	Costanzo	Croydon Kings Football Club	12	14
Jaiden	Diamantis	West Adelaide Soccer Club	18	10
Charlie	Mavros Jnr	North Eastern Metrostars Soccer Club	12	10
Giuseppe	Oliva	WT Birkalla FC	12	10
Alec	Maiolo	Campbelltown City Soccer Club	9	10

## NATIONAL PREMIER LEAGUE SA - U18

FIRST NAME	FAMILY NAME	CLUB NAME	GAMES	GOALS
Alessio	Rapetti	Campbelltown City Soccer Club	20	28
Asad	Kasumovic	West Adelaide Soccer Club	22	27
Sebastian	Goode	Adelaide City FC	15	27
Mpoyi	Mutanda	North Eastern Metrostars Soccer Club	20	26
William	Hack	West Adelaide Soccer Club	18	23

## STATE LEAGUE 1

FIRST NAME	FAMILY NAME	CLUB NAME	GAMES	GOALS
Shaun	Mcgreevy	Modbury Jets	21	19
Nathan	Munro	Western Strikers	22	15
Gianmarco	Mancini	Adelaide Blue Eagles	22	12
Tyson	Condon	Noarlunga United	21	12
Aaron	Acton	Raiders FC	17	12

## STATE LEAGUE 1 - RESERVES

FIRST NAME	FAMILY NAME	CLUB NAME	GAMES	GOALS
Patrick	Paul	Raiders FC	20	17
Lucas	Candeloro	Adelaide Blue Eagles	21	14
Jacob	Moon	Cove FC	18	13
Hamish	Anderson	Western Strikers	15	13
Jack	Mina	Cumberland United Football Club	21	12
Lefterry	Marnerou	White City Woodville (FFSA)	20	12

## STATE LEAGUE 1 - U18

FIRST NAME	FAMILY NAME	CLUB NAME	GAMES	GOALS
James	Levett	Modbury Jets	22	26
Achie	Joseph	Fulham United Football Club	17	21
Julian	Vella	Raiders FC	21	18
Samuel	Thuch	White City Woodville (FFSA)	14	18
Isaac	Blacker	Modbury Jets	22	17
Neven	Blazeka	Modbury Jets	18	17

## STATE LEAGUE 2

FIRST NAME	FAMILY NAME	CLUB NAME	GAMES	GOALS
George	Katsigiannis	Adelaide Victory FC	21	27
Christopher	Mara	Northern Demons	19	19
Iradi	Baragomwa	Gawler Soccer & Sports Club Inc	21	18
Andrew	Orphanou	Adelaide Cobras FC	22	13
Connor	O'Donnell	Playford City Soccer & Community Club	18	13

## STATE LEAGUE 2 - RESERVES

FIRST NAME	FAMILY NAME	CLUB NAME	GAMES	GOALS
Leigh	Collins	Playford City Soccer & Community Club	21	20
Jayden	Miller	Adelaide Hills Hawks	20	17
Anthony	De Candia	Adelaide University Soccer Club	19	17
Peter	Capurso	Northern Demons	14	15
Mason	Baumann	Playford City Soccer & Community Club	19	14

## STATE LEAGUE 2 - U18

FIRST NAME	FAMILY NAME	CLUB NAME	GAMES	GOALS
Blake	Langridge	Modbury Vista Soccer Club	22	22
William	Crampton	Adelaide Victory FC	13	21
River	Klass	Adelaide University Soccer Club	20	19
Dimitrios	Kourlis	Vipers FC	13	18
Wren	Amazon-Benveniste	Mount Barker United Soccer Club	11	18

## WOMEN'S NATIONAL PREMIER LEAGUE SA

FIRST NAME	FAMILY NAME	CLUB NAME	GAMES	GOALS
Chrissy	Panagaris	Metro United WFC	21	27
Daniela	Di Bartolo	Adelaide City FC	21	20
Tiarn	Powell	Adelaide City FC	20	17
Racheal	Quigley	Metro United WFC	19	15
Chelsie	Dawber	Adelaide City FC	13	13

## WOMEN'S NATIONAL PREMIER LEAGUE SA - RESERVES

FIRST NAME	FAMILY NAME	CLUB NAME	GAMES	GOALS
Margarita	Fitzharris	Adelaide City FC	16	35
Roxanne	Dodd	Metro United WFC	18	20
Monica	Brown	Metro United WFC	20	18
Nicola	Scalzi	SA NTC	14	15
Rebecca	White	Salisbury International Soccer Club	17	13
Rhiannon	Mullan	West Adelaide Soccer Club	16	13





# 2018 FFA & FEDERATION CUP

## FFA CUP

PRELIMINARY ROUND						
22/03/2018	Western Strikers	9	v	Adelaide Thunder	0	Carnegie Reserve
22/03/2018	Adelaide Hills Hawks	2	v	Immanuel Old Scholars	1	Hawks Nest
22/03/2018	Rostrevor Old Collegians	2	v	Adelaide University Soccer Club	3	Steve Woodcock Sports Centre
24/03/2018	Playford City	2	v	Brahma Lodge SC	3	Ramsay Park
24/03/2018	Northern Demons	2	v	Adelaide Uni - Grads Red	0	Byrne Park
24/03/2018	White City	4	v	Pirates	2	VALO Football Centre - The Parks
24/03/2018	Eastern United FC	4	v	Pontian Eagles SC	3	Athelstone Recreation Reserve
24/03/2018	Raiders	0	v	Adelaide Blue Eagles	0	Croatian Sports Centre
24/03/2018	Salisbury International SC	4	v	Vipers FC	3	Underdown Park
24/03/2018	Cove FC	0	v	Noarlunga United	2	Cove Sports and Community Centre
24/03/2018	Salisbury United	3	v	Renmark Olympic SC	0	FORFEIT
24/03/2018	Modbury Vista	0	v	Cumberland United FC	8	Smith Partners Stadium
24/03/2018	Woodside Warriors SC	2	v	Elizabeth Vale SC	9	Woodside Recreational Ground
24/03/2018	Prince Alfred FC	1	v	Seaford Rangers	1	Park 19
24/03/2018	Uni SA FC	1	v	Adelaide Pumas SC	7	UniSA Magill Campus
24/03/2018	Cardijn Old Collegians	3	v	Mount Barker United SC	3	Cardijn College
25/03/2018	Fulham United FC	2	v	Gawler SC	3	Adelaide Shores Football Centre
25/03/2018	BOSA SC	5	v	Adelaide Victory FC	0	Charles Cane Reserve
25/03/2018	Elizabeth Downs SC	4	v	Modbury Jets	4	Argana Park
25/03/2018	Parafield Gardens SC	4	v	Adelaide Cobras	3	Bradman Oval
28/03/2018	Mercedes Old Collegians	0	v	Ghan Kilburn SC	1	VALO Football Centre - The Parks

ROUND ONE						
9/04/2018	BOSA SC	5	v	Mount Barker United SC	0	Charles Cane Reserve
10/04/2018	Salisbury International SC	2	v	Adelaide University Soccer Club	4	Underdown Park
10/04/2018	Brahma Lodge SC	2	v	Modbury Jets	3	Cockburn Green
11/04/2018	Elizabeth Vale SC	2	v	Seaford Rangers	2	Elizabeth Vale Sports Club
11/04/2018	Ghan Kilburn SC	1	v	White City	1	VALO Football Centre - The Parks
13/04/2018	Western Strikers	3	v	Northern Demons	1	Carnegie Reserve
14/04/2018	MetroStars SC	2	v	Campbelltown City SC	1	TK Shutter Reserve
14/04/2018	Noarlunga United	4	v	Adelaide Pumas SC	1	Wilfred Taylor Reserve
14/04/2018	Para Hills Knights	1	v	Croydon Kings	1	The Paddocks
14/04/2018	South Adelaide Panthers	0	v	Adelaide City	3	O'Sullivan Beach Sports & Community Centre
14/04/2018	Salisbury United	0	v	Cumberland United FC	2	Steve Jarvis Park - Burton
14/04/2018	Adelaide Blue Eagles	2	v	WT Birkalla	1	Marden Sports Complex
14/04/2018	Sturt Lions	1	v	Adelaide Comets	5	Adelaide Shores Football Centre
14/04/2018	Adelaide Olympic FC	4	v	Parafield Gardens SC	1	VALO Football Centre - The Parks
14/04/2018	Eastern United FC	0	v	West Adelaide SC	5	Athelstone Recreation Reserve
14/04/2018	Gawler SC	3	v	Adelaide Hills Hawks	1	Karbeethan Reserve

ROUND TWO						
25/04/2018	BOSA SC	1	v	Adelaide Olympic FC	5	Charles Cane Reserve
25/04/2018	West Adelaide SC	0	v	Adelaide Comets	1	Rushworth Reserve
25/04/2018	Adelaide Blue Eagles	3	v	Noarlunga United	0	Marden Sports Complex
25/04/2018	Adelaide City	5	v	Ghan Kilburn SC	0	Adelaide City Park
25/04/2018	Adelaide University Soccer Club	0	v	Cumberland United FC	1	University Ovals
25/04/2018	Gawler SC	0	v	Modbury Jets	3	Karbeethan Reserve
25/04/2018	Croydon Kings	2	v	MetroStars SC	1	Polonia Reserve
25/04/2018	Seaford Rangers	2	v	Western Strikers	2	Karingal Reserve

QUARTER FINALS						
5/05/2018	Seaford Rangers	1	v	Modbury Jets	1	Karingal Reserve
5/05/2018	Adelaide Comets	1	v	Adelaide City	1	Rushworth Reserve
5/05/2018	Cumberland United FC	1	v	Adelaide Olympic FC	1	A. A Bailey Reserve
5/05/2018	Adelaide Blue Eagles	1	v	Croydon Kings	3	Marden Sports Complex

SEMI FINALS					
22/05/2018	Cumberland United FC	2	v	Adelaide Comets	3 Adelaide Shores Football Centre
23/05/2018	Modbury Jets	0	v	Croydon Kings	1 VALO Football Centre - The Parks

GRAND FINAL						
11/06/2018	Adelaide Comets	2	v	Croydon Kings	1	Coopers Stadium

## FEDERATION CUP RESERVES

PRELIMINARY ROUND						
27/03/2018	Mount Barker United SC	1	v	Playford	3	Ramsay Park
24/03/2018	Modbury Vista	2	v	Vipers FC	0	Smith Partners Stadium
24/03/2018	Northern Demons	0	v	Adelaide University SC	1	Byrne Park
ROUND ONE						
14/04/2018	MetroStars	4	v	Campbelltown City	1	TK Shutter Reserve
14/04/2018	Modbury Vista	4	v	Adelaide University SC	9	Smith Partners Stadium
14/04/2018	Noarlunga United	3	v	Uni SA FC	1	Wilfred Taylor Reserve
14/04/2018	Para Hills Knights	0	v	Croydon Kings	2	The Paddocks
14/04/2018	Adelaide Victory	1	v	Playford	7	Ramsay Park
14/04/2018	South Adelaide	1	v	Adelaide City	5	O'Sullivan Beach Sports & Community Centre
14/04/2018	Western Strikers	3	v	Cove FC	2	Carnegie Reserve
14/04/2018	Salisbury United	3	v	Cumberland United	4	Steve Jarvis Park - Burton
14/04/2018	Adelaide Blue Eagles	1	v	WT Birkalla	4	Marden Sports Complex
14/04/2018	Sturt Lions	2	v	Adelaide Comets	0	Adelaide Shores Football Centre
14/04/2018	Raiders FC	2	v	Modbury Jets	0	Croatian Sports Centre
14/04/2018	Adelaide Olympic	4	v	Adelaide Cobras	1	VALO Football Centre - The Parks
14/04/2018	Fulham United FC	2	v	Seaford Rangers	1	Collins Reserve
14/04/2018	Port Adelaide FC	1	v	White City	3	Pirate Park
14/04/2018	Eastern United	1	v	West Adelaide	3	Athelstone Recreation Reserve
14/04/2018	Gawler	1	v	Adelaide Hills	4	Karbeethan Reserve

ROUND TWO						
25/04/2018	Adelaide City	4	v	White City	3	Adelaide City Park
25/04/2018	Croydon Kings	0	v	MetroStars	1	Polonia Reserve
25/04/2018	West Adelaide	3	v	Sturt Lions	0	Rushworth Reserve
25/04/2018	Fulham United FC	4	v	Western Strikers	3	Karingal Reserve
25/04/2018	Adelaide Hills	1	v	Raiders FC	8	Hawks Nest
25/04/2018	WT Birkalla	3	v	Noarlunga United	1	Marden Sports Complex
25/04/2018	Adelaide University SC	2	v	Cumberland United	3	University Ovals
25/04/2018	Playford	0	v	Adelaide Olympic	3	VALO Football Centre - The Parks

QUARTER FINALS						
5/05/2018	Fulham United FC	2	v	Raiders FC	2	Croatian Sports Centre
5/05/2018	West Adelaide	1	v	Adelaide City	1	Rushworth Reserve
5/05/2018	Cumberland United	1	v	Adelaide Olympic	0	A. A Bailey Reserve
5/05/2018	WT Birkalla	2	v	MetroStars	2	Marden Sports Complex

SEMI FINALS					
16/05/2018	Cumberland United	1	v	Adelaide City	2 VALO Football Centre - The Parks
16/05/2018	Fulham United FC	1	v	WT Birkalla	4 VALO Football Centre - The Parks - Pitch 2

GRAND FINAL						
11/06/2018	Adelaide City	2	v	WT Birkalla	0	Coopers Stadium

## FEDERATION CUP U18

PRELIMINARY ROUND						
24/03/2018	Mount Barker United SC	2	v	Playford	7	Ramsay Park
24/03/2018	Modbury Vista	2	v	Vipers FC	2	Smith Partners Stadium
24/03/2018	Northern Demons	0	v	Adelaide University SC	3	FORFEIT
ROUND ONE						
14/04/2018	MetroStars	3	v	Campbelltown City	2	TK Shutter Reserve
14/04/2018	Modbury Vista	5	v	Adelaide University SC	0	Smith Partners Stadium
14/04/2018	Noarlunga United	1	v	Uni SA FC	2	Wilfred Taylor Reserve
14/04/2018	Para Hills Knights	3	v	Croydon Kings	2	The Paddocks
14/04/2018	Adelaide Victory	3	v	Playford	2	Ramsay Park
14/04/2018	South Adelaide	1	v	Adelaide City	6	O'Sullivan Beach Sports & Community Centre
14/04/2018	Western Strikers	4	v	Cove FC	1	Carnegie Reserve
14/04/2018	Salisbury United	1	v	Cumberland United	0	Steve Jarvis Park - Burton
14/04/2018	Adelaide Blue Eagles	0	v	WT Birkalla	4	Marden Sports Complex
14/04/2018	Sturt Lions	1	v	Adelaide Comets	2	Adelaide Shores Football Centre
14/04/2018	Raiders FC	3	v	Modbury Jets	3	Croatian Sports Centre
14/04/2018	Adelaide Olympic	2	v	Adelaide Cobras	0	VALO Football Centre - The Parks
14/04/2018	Fulham United FC	3	v	Seaford Rangers	4	Collins Reserve
14/04/2018	Port Adelaide FC	4	v	White City	3	Pirate Park
14/04/2018	Eastern United	1	v	West Adelaide	4	Athelstone Recreation Reserve
14/04/2018	Gawler	0	v	Adelaide Hills	7	Karbeethan Reserve

ROUND TWO						
25/04/2018	Adelaide City	7	v	Port Adelaide FC	2	Adelaide City Park
25/04/2018	Para Hills Knights	1	v	MetroStars	5	Polonia Reserve
25/04/2018	West Adelaide	4	v	Adelaide Comets	3	Rushworth Reserve
25/04/2018	Seaford Rangers	3	v	Western Strikers	0	Karingal Reserve
25/04/2018	Adelaide Hills	0	v	Raiders FC	3	Hawks Nest
25/04/2018	WT Birkalla	10	v	Uni SA FC	0	Marden Sports Complex
25/04/2018	Modbury Vista	3	v	Salisbury United	3	University Ovals
25/04/2018	Adelaide Victory	1	v	Adelaide Olympic	5	VALO Football Centre - The Parks

QUARTER FINALS						
5/05/2018	Seaford Rangers	0	v	Raiders FC	2	Karingal Reserve
5/05/2018	West Adelaide	2	v	Adelaide City	2	Rushworth Reserve
5/05/2018	Modbury Vista	2	v	Adelaide Olympic	1	A. A Bailey Reserve
5/05/2018	WT Birkalla	1	v	MetroStars	2	Marden Sports Complex

SEMI FINALS					
15/05/2018	Modbury Vista	0	v	Adelaide City	2 VALO Football Centre - The Parks
15/05/2018	Raiders FC	4	v	MetroStars	6 VALO Football Centre - The Parks - Pitch 2

GRAND FINAL					
11/06/2018	Adelaide City	1	v	MetroStars	1
				Coopers Stadium	



# 2018 GIRLS AND WOMEN'S LEAGUE TABLES

## WOMEN'S STATE LEAGUE

POS	TEAM	P	W	L	D	F	A	GD	PTS
1	Adelaide Comets	18	17	1	0	120	16	104	51
2	Salisbury United	18	14	4	0	89	26	63	42
3	Campbelltown City	18	9	7	2	54	36	18	29
4	Western Strikers	18	7	9	2	42	54	-12	23
5	Para Hills Knights	18	6	11	1	31	70	-39	19
6	Adelaide Jaguars	18	3	12	3	26	86	-60	12
7	Croydon Kings	18	2	14	2	16	90	-74	8

## WOMEN'S STATE LEAGUE RESERVES

POS	TEAM	P	W	L	D	F	A	GD	PTS
1	Adelaide Comets	18	15	2	1	92	9	83	46
2	Campbelltown City	18	13	2	3	78	9	69	42
3	Salisbury United	17	13	4	0	49	22	27	39
4	Adelaide Jaguars	18	7	9	2	48	58	-10	23
5	Para Hills Knights	17	6	9	2	33	51	-18	20
6	Western Strikers	18	3	15	0	11	105	-94	9
7	Croydon Kings	18	1	17	0	11	68	-57	3

## WOMEN'S DIVISION 1

POS	TEAM	P	W	L	D	F	A	GD	PTS
1	Adelaide University	21	16	1	4	87	10	77	52
2	Stirling Districts	21	16	2	3	75	17	58	51
3	Metro United WFC	21	13	4	4	52	28	24	43
4	Flinders Flames	20	9	8	3	56	36	20	30
5	Salisbury Inter	21	8	12	1	34	41	-7	25
6	Cumberland United	21	6	13	2	28	84	-56	20
7	South Adelaide	20	3	16	1	16	67	-51	10
8	Vipers FC	21	2	17	2	12	77	-65	8

## WOMEN'S DIVISION 2

POS	TEAM	P	W	L	D	F	A	GD	PTS
1	Adelaide University	21	15	4	2	65	27	38	47
2	Modbury Jets	21	15	4	2	65	35	30	47
3	Seymour	21	13	5	3	81	37	44	42
4	Angle Vale	21	8	6	7	23	28	-5	31
5	UniSA	20	7	12	1	35	48	-13	22
6	Raiders	21	6	12	3	24	38	-14	21
7	Para Hills East	21	5	13	3	26	66	-40	18
8	Ingle Farm	21	2	16	3	12	59	-47	9

## WOMEN'S DIVISION 3

POS	TEAM	P	W	L	D	F	A	GD	PTS
1	White City	16	13	3	0	69	22	47	39
2	Elizabeth Grove	16	11	2	3	53	21	32	36
3	Modbury Vista	16	11	3	2	66	33	33	35
4	Flinders Flames	16	9	5	2	44	31	13	29
5	Eastern United	16	5	8	3	24	42	-18	18
6	Stirling Districts	16	5	9	2	24	44	-20	17
7	Noarlunga United	16	2	8	6	22	41	-19	12
8	Adelaide University	16	3	11	2	29	47	-18	11
9	Adelaide Tigers FC	16	2	12	2	13	63	-50	8

## WOMEN'S DIVISION 4

POS	TEAM	P	W	L	D	F	A	GD	PTS
1	Old Ignatians	16	15	0	1	78	15	63	46
2	Gawler	15	13	1	1	68	18	50	40
3	Modbury Jets	16	10	6	0	60	38	22	30
4	Metro United WFC	16	9	5	2	61	25	36	29
5	Salisbury Inter	15	8	5	2	45	21	24	26
6	Hahndorf	16	6	9	1	22	59	-37	19
7	Andrews Farm	16	2	12	2	16	85	-69	8
8	Mount Barker United	16	2	14	0	17	57	-40	6
9	West Adelaide	16	1	14	1	8	57	-49	4

## WOMEN'S DIVISION 5

POS	TEAM	P	W	L	D	F	A	GD	PTS
1	Northern Wolves	21	20	1	0	106	17	89	60
2	Barossa United	21	14	5	2	56	26	30	44
3	Munno Para	21	10	9	2	54	34	20	32
4	Flinders Flames	21	10	10	1	49	49	0	31
5	Salisbury Inter	21	8	10	3	40	47	-7	27
6	UniSA	21	7	12	2	32	43	-11	23
7	Adelaide University	21	5	14	2	29	83	-54	17
8	Tea Tree Gully	21	4	17	0	28	90	-62	12

## WOMEN'S DIVISION 6

POS	TEAM	P	W	L	D	F	A	GD	PTS
1	Salisbury Villa	21	20	1	0	75	9	66	60
2	BOSA	21	11	5	5	43	15	28	38
3	Seymour	21	10	9	2	39	45	-6	32
4	Para Hills East	21	10	10	1	43	51	-8	31
5	Elizabeth Grove	21	9	11	1	46	52	-6	28
6	Flinders Flames	21	8	10	3	35	45	-10	27
7	Northern Wolves	21	5	15	1	22	49	-27	16
8	Angle Vale	21	2	14	5	22	59	-37	11

## WOMEN'S COLLEGIATE LEAGUE

POS	TEAM	P	W	L	D	F	A	GD	PTS
1	Mercedes Old Collegians	15	9	1	5	43	15	28	32
2	Westminster Old Scholars	15	8	2	5	53	17	36	29
3	Pembroke Old Scholars	15	9	4	2	42	28	14	29
4	East Adelaide	14	6	7	1	24	30	-6	19
5	Pulteney Old Scholars	15	6	8	1	29	44	-15	19
6	Woodside Warriors	14	3	9	2	21	53	-32	11
7	Sacred Heart Old Collegians	14	1	11	2	12	37	-25	5





## UNDER 17 GIRLS (PRE-SPLIT)

POS	TEAM	P	W	L	D	F	A	GD	PTS
1	Adelaide Comets - Red	12	11	1	0	76	11	65	33
2	Cumberland United - Red	11	10	0	1	51	10	41	31
3	Fulham United	12	10	2	0	55	17	38	30
4	Adelaide University	12	9	2	1	55	21	34	28
5	Adelaide City	12	8	4	0	42	33	9	24
6	Metro United WFC	12	7	5	0	43	25	18	21
7	Adelaide Comets - Blue	11	4	6	1	23	37	-14	13
8	Salisbury Inter	12	3	7	2	23	47	-24	11
9	Northern Demons	12	3	8	1	24	46	-22	10
10	Cove Marion	12	2	7	3	26	37	-11	9
11	West Adelaide	12	2	9	1	16	63	-47	7
12	Modbury Jets	12	1	8	3	9	57	-48	6
13	Cumberland United - Blue	12	0	11	1	12	51	-39	1

## UNDER 17 GIRLS RED

POS	TEAM	P	W	L	D	F	A	GD	PTS
1	Cumberland United - Red	10	8	1	1	36	5	31	25
2	Adelaide Comets - Red	10	7	0	3	25	14	11	24
3	Adelaide University	10	3	5	2	16	25	-9	11
4	Adelaide City	10	3	6	1	17	27	-10	10
5	Fulham United	10	2	6	2	17	28	-11	8
6	Metro United WFC	10	2	7	1	19	31	-12	7

## UNDER 17 GIRLS BLUE

POS	TEAM	P	W	L	D	F	A	GD	PTS
1	Salisbury Inter	6	4	2	0	22	8	14	12
2	Northern Demons	6	3	0	3	16	5	11	12
3	Cove Marion	6	3	2	1	15	8	7	10
4	West Adelaide	6	2	2	2	12	15	-3	8
5	Adelaide Comets - Blue	6	2	3	1	10	14	-4	7
6	Modbury Jets	6	1	3	2	9	17	-8	5
7	Cumberland United - Blue	6	1	4	1	6	23	-17	4

## UNDER 15 GIRLS RED

POS	TEAM	P	W	L	D	F	A	GD	PTS
1	Cumberland United - Red	18	16	0	2	79	7	72	50
2	Adelaide University - Red	18	10	7	1	48	27	21	31
3	Fulham United - Red	18	8	8	2	39	38	1	26
4	Adelaide City	18	8	8	2	69	69	0	26
5	Metro United WFC	18	7	7	4	30	34	-4	25
6	Adelaide Comets - Red	18	6	9	3	32	48	-16	21
7	Campbelltown City	18	1	17	0	11	85	-74	3

## UNDER 15 GIRLS BLUE

POS	TEAM	P	W	L	D	F	A	GD	PTS
1	Cumberland United - Blue	21	14	2	5	101	23	78	47
2	Fulham United - Blue	21	12	5	4	67	43	24	40
3	Modbury Vista	21	12	7	2	64	50	14	38
4	Adelaide Jaguars	20	11	5	4	48	41	7	37
5	Adelaide Comets - Blue	20	11	6	3	48	28	20	36
6	Cove Marion	21	6	13	2	36	71	-35	20
7	Salisbury Inter - Blue	21	4	15	2	18	59	-41	14
8	Gawler	21	1	18	2	21	88	-67	5

## UNDER 15 GIRLS PURPLE

POS	TEAM	P	W	L	D	F	A	GD	PTS
1	Noarlunga United	20	17	3	0	74	29	45	51
2	Adelaide University - Purple	20	16	2	2	63	8	55	50
3	Elizabeth Grove	19	7	10	2	30	42	-12	23
4	Cumberland United - Purple	20	7	12	1	29	52	-23	22
5	Modbury Jets	19	4	12	3	18	56	-38	15
6	Salisbury Inter - Purple	20	3	15	2	22	49	-27	11

## UNDER 13 GIRLS RED

POS	TEAM	P	W	L	D	F	A	GD	PTS
1	Cumberland United - Red	21	17	2	2	97	16	81	53
2	Adelaide City - Black	21	16	1	4	78	15	63	52
3	Modbury Vista	21	13	3	5	72	23	49	44
4	Adelaide University - Red	21	11	8	2	48	31	17	35
5	Cove Marion	21	8	12	1	38	45	-7	25
6	Fulham United - Red	21	6	11	4	29	57	-28	22
7	Salisbury Inter - Red	21	1	17	3	19	118	-99	6
8	Adelaide Comets - Red	21	0	18	3	8	84	-76	3

## UNDER 13 GIRLS BLUE

POS	TEAM	P	W	L	D	F	A	GD	PTS
1	Metro United WFC	18	15	2	1	76	23	53	46
2	Noarlunga United	18	13	3	2	63	26	37	41
3	Cumberland United Blue - Green	18	13	4	1	72	20	52	40
4	Adelaide City - White	18	11	6	1	77	27	50	34
5	Adelaide Jaguars	18	10	7	1	63	28	35	31
6	Adelaide University - Blue	18	9	5	4	71	41	30	31
7	Salisbury Inter - Blue	18	4	13	1	39	69	-30	13
8	Cumberland United Blue - White	18	4	13	1	30	92	-62	13
9	Tea Tree Gully	18	2	15	1	8	90	-82	7
10	West Adelaide	18	1	14	3	24	107	-83	6



# 2018 JUNIOR LEAGUE TABLES

## U12 A JPL

POS	TEAM	P	W	D	L	F	A	GD	PTS
1	Adelaide Comets	11	11	0	0	50	7	43	33
2	MetroStars	11	10	1	0	32	12	20	30
3	Raiders	11	7	3	1	40	13	27	22
4	West Adelaide	11	6	3	2	26	18	8	20
5	Adelaide City	11	6	4	1	23	26	-3	19
6	Sturt Lions	11	5	6	0	23	24	-1	15
7	WT Birkalla	11	4	6	1	28	29	-1	13
8	Croydon Kings	11	3	7	1	21	33	-12	10
9	Modbury Vista	11	3	7	1	20	37	-17	10
10	Adelaide Blue Eagles	11	3	8	0	11	34	-23	9
11	Fulham United	11	2	8	1	14	29	-15	7
12	Campbelltown City	11	0	7	4	12	38	-26	4

No Play Games    Under 12 A JPL  
Under 12 A JPL

## U12 C JPL

POS	TEAM	P	W	D	L	F	A	GD	PTS
1	Adelaide Hills	9	9	0	0	49	5	44	27
2	Western Strikers	9	7	2	0	28	10	18	21
3	Pirates	9	6	2	1	41	9	32	19
4	Salisbury United	9	5	3	1	32	20	12	16
5	Adelaide Cobras	9	4	4	1	23	25	-2	13
6	The Cove	9	4	5	0	20	32	-12	12
7	Adelaide University	9	2	5	2	12	19	-7	8
8	Mount Barker United	9	2	6	1	12	44	-32	7
9	Adelaide Olympic	9	1	7	1	11	37	-26	4
10	Noarlunga United	9	1	7	1	14	41	-27	4

## U13 B JPL

POS	TEAM	P	W	D	L	F	A	GD	PTS
1	Adelaide Hills	18	14	3	1	70	25	45	43
2	Campbelltown City	18	14	4	0	66	29	37	42
3	Noarlunga United	18	8	8	2	39	44	-5	26
4	Sturt Lions	18	8	9	1	49	45	4	25
5	FFSA U15 Girls	18	7	8	3	59	49	10	24
6	Adelaide Blue Eagles	18	6	7	5	35	39	-4	23
7	South Adelaide	18	6	7	5	37	58	-21	23
8	Western Strikers	18	6	8	4	42	61	-19	22
9	The Cove	18	6	9	3	40	44	-4	21
10	Modbury Vista	18	2	14	2	29	72	-43	8

## U14 A JPL

POS	TEAM	P	W	D	L	F	A	GD	PTS
1	MetroStars	22	19	2	1	81	19	62	58
2	Para Hills Knights	22	16	4	2	61	22	39	50
3	Adelaide City	22	13	4	5	70	32	38	44
4	Adelaide Comets	22	13	5	4	54	31	23	43
5	FFSA U13 Boys	21	11	8	2	58	38	20	35
6	Raiders	22	10	8	4	48	32	16	34
7	West Adelaide	22	8	9	5	53	63	-10	29
8	Cumberland United	21	8	10	3	52	63	-11	27
9	Adelaide Blue Eagles	22	7	13	2	30	56	-26	23
10	Campbelltown City	22	4	15	3	31	69	-38	15
11	Noarlunga United	22	4	16	2	20	66	-46	14
12	Adelaide Olympic	22	1	20	1	9	76	-67	4

No Play Games    Under 14 A JPL  
Under 14 A JPL  
Under 14 A JPL  
Under 14 A JPL

## U12 B JPL

POS	TEAM	P	W	D	L	F	A	GD	PTS
1	Para Hills Knights	9	7	1	1	33	14	19	22
2	Cumberland United	9	6	1	2	26	12	14	20
3	FFSA U14 Girls	9	6	2	1	33	15	18	19
4	Eastern United	9	5	3	1	20	14	6	16
5	Vipers FC	9	5	4	0	25	16	9	15
6	Modbury Jets	9	4	4	1	18	26	-8	13
7	Seaford	9	2	5	2	16	26	-10	8
8	White City	9	2	6	1	11	25	-14	7
9	Gawler	9	1	6	2	18	25	-7	5
10	South Adelaide	9	1	7	1	7	34	-27	4

No Play Games    Under 12 B JPL

## U13A JPL

POS	TEAM	P	W	D	L	F	A	GD	PTS
1	Adelaide City	22	20	1	1	114	12	102	61
2	Para Hills Knights	21	17	2	2	78	25	53	53
3	West Adelaide	22	16	3	3	81	16	65	51
4	Cumberland United	22	10	8	4	51	57	-6	34
5	Raiders	22	10	9	3	68	65	3	33
6	WT Birkalla	22	9	9	4	53	47	6	31
7	Adelaide Comets	21	9	11	1	62	66	-4	28
8	MetroStars	22	7	8	7	51	64	-13	28
9	Fulham United	21	7	12	2	39	64	-25	23
10	Adelaide Olympic	21	6	15	0	38	72	-34	18
11	Uni SA	22	3	17	2	37	89	-52	11
12	Croydon Kings	22	1	20	1	30	125	-95	4

No Play Games    Under 13 A JPL  
Under 13 A JPL

## U13 C JPL

POS	TEAM	P	W	D	L	F	A	GD	PTS
1	Adelaide University	21	19	1	1	89	24	65	58
2	Modbury Jets	21	15	5	1	81	32	49	46
3	Salisbury United	21	14	5	2	108	53	55	44
4	Gawler	21	9	9	3	51	45	6	30
5	Playford City	21	7	9	5	82	96	-14	26
6	Pirates	21	7	11	3	57	60	-3	24
7	Adelaide Victory FC	21	4	14	3	54	101	-47	15
8	Seaford	21	0	21	0	19	130	-111	0

No Play Games    Under 13 C JPL

## U14 B JPL

POS	TEAM	P	W	D	L	F	A	GD	PTS
1	Modbury Vista	22	21	0	1	97	14	83	64
2	South Adelaide	22	15	3	4	84	24	60	49
3	WT Birkalla	22	15	4	3	68	27	41	48
4	Croydon Kings	21	13	6	2	77	41	36	41
5	Sturt Lions	22	12	7	3	63	42	21	39
6	Adelaide Hills	22	12	8	2	80	49	31	38
7	Seaford	22	11	8	3	50	58	-8	36
8	Modbury Jets	21	5	12	4	43	52	-9	19
9	The Cove	22	5	14	3	30	65	-35	18
10	Adelaide University	22	4	15	3	35	70	-35	15
11	FFSA NTC Girls	20	3	17	0	26	91	-65	9
12	Adelaide Cobras	22	0	22	0	19	139	-120	0

No Play Games    Under 14 B JPL  
Under 14 B JPL



## U14 C JPL

POS	TEAM	P	W	D	L	F	A	GD	PTS
1	Uni SA	16	15	1	0	77	10	67	45
2	Fulham United	16	11	5	0	50	19	31	33
3	Mount Barker United	16	10	5	1	46	24	22	31
4	Pirates	16	8	7	1	47	55	-8	25
5	Salisbury United	16	7	7	2	33	49	-16	23
6	Northern Demons	16	4	8	4	29	45	-16	16
7	Eastern United	16	4	9	3	19	29	-10	15
8	Western Strikers	16	3	9	4	29	48	-19	13
9	Adelaide Victory FC	16	2	13	1	27	78	-51	7

## U15 A JPL

POS	TEAM	P	W	D	L	F	A	GD	PTS
1	Adelaide Blue Eagles	16	14	1	1	74	16	58	43
2	Adelaide City	18	11	5	2	61	40	21	35
3	MetroStars	18	10	4	4	67	47	20	34
4	Para Hills Knights	17	9	6	2	70	62	8	29
5	Cumberland United	18	8	7	3	52	41	11	27
6	Adelaide Comets	18	8	8	2	41	46	-5	26
7	FFSA U14 Boys	17	7	6	4	59	53	6	25
8	Campbelltown City	18	6	9	3	52	57	-5	21
9	South Adelaide	18	3	12	3	40	70	-30	12
10	Raiders	18	0	18	0	36	120	-84	0

No Play Games Under 15 A JPL  
Under 15 A JPL  
Under 15 A JPL

## U15 B JPL

POS	TEAM	P	W	D	L	F	A	GD	PTS
1	Eastern United	20	17	2	1	102	44	58	52
2	Salisbury United	20	14	5	1	56	37	19	43
3	Croydon Kings	20	10	6	4	49	39	10	34
4	Modbury Vista	20	11	9	0	57	50	7	33
5	Adelaide Olympic	20	9	8	3	57	54	3	30
6	Modbury Jets	20	8	8	4	47	40	7	28
7	Fulham United	20	8	11	1	48	51	-3	25
8	Sturt Lions	20	7	10	3	38	55	-17	24
9	Seaford	20	5	11	4	31	56	-25	19
10	WT Birkalla	20	5	12	3	35	54	-19	18
11	West Adelaide	20	3	15	2	36	76	-40	11

No Play Games Under 15 B JPL

## U15 C JPL

POS	TEAM	P	W	D	L	F	A	GD	PTS
1	Northern Demons	21	19	1	1	91	25	66	58
2	Adelaide Victory FC	21	13	6	2	60	34	26	41
3	Noarlunga United	21	11	9	1	76	45	31	34
4	Playford City	21	10	9	2	64	64	0	32
5	Pirates	21	8	9	4	53	47	6	28
6	The Cove	21	8	11	2	31	58	-27	26
7	Adelaide University	21	5	13	3	34	76	-42	18
8	Mount Barker United	21	2	18	1	24	84	-60	7

No Play Games Under 15 C JPL  
Under 15 C JPL

## U16 A JPL

POS	TEAM	P	W	D	L	F	A	GD	PTS
1	WT Birkalla	22	16	3	3	65	21	44	51
2	MetroStars	22	16	4	2	73	38	35	50
3	Raiders	22	14	7	1	69	56	13	43
4	Campbelltown City	22	13	6	3	42	29	13	42
5	Para Hills Knights	22	11	9	2	59	50	9	35
6	Cumberland United	21	8	9	4	28	34	-6	28
7	FFSA U15 Boys	20	6	8	6	60	59	1	24
8	Modbury Jets	22	6	10	6	31	36	-5	24
9	Adelaide City	22	6	11	5	36	54	-18	23
10	Adelaide Comets	21	6	11	4	32	49	-17	22
11	Fulham United	22	5	14	3	32	62	-30	18
12	Adelaide Victory FC	22	3	18	1	43	82	-39	10

No Play Games Under 16 A JPL  
Under 16 A JPL

## U16 B JPL

POS	TEAM	P	W	D	L	F	A	GD	PTS
1	Eastern United	18	15	2	1	70	12	58	46
2	Croydon Kings	18	14	4	0	85	21	64	42
3	Noarlunga United	18	11	4	3	65	28	37	36
4	West Adelaide	18	11	7	0	64	41	23	33
5	Seaford	18	8	10	0	46	66	-20	24
6	Salisbury United	18	6	11	1	39	67	-28	19
7	Playford City	18	5	10	3	32	51	-19	18
8	Western Strikers	18	5	10	3	27	68	-41	18
9	The Cove	18	3	11	4	32	59	-27	13
10	Adelaide Blue Eagles	18	3	12	3	25	72	-47	12

No Play Games Under 16 B JPL

## U16 C JPL

POS	TEAM	P	W	D	L	F	A	GD	PTS
1	Adelaide Olympic	21	18	2	1	85	27	58	55
2	Adelaide University	21	16	4	1	105	23	82	49
3	Sturt Lions	21	16	4	1	79	24	55	49
4	White City	20	8	9	3	58	62	-4	27
5	Adelaide Hills	20	7	10	3	43	61	-18	24
6	South Adelaide	21	5	13	3	46	100	-54	18
7	Modbury Vista	21	3	16	2	31	93	-62	11
8	Uni SA	21	2	17	2	27	84	-57	8

No Play Games Under 16 C JPL

## U17 A JPL

POS	TEAM	P	W	D	L	F	A	GD	PTS
1	FFSA NTC Boys	20	19	0	1	120	30	90	58
2	Adelaide City	22	17	3	2	108	34	74	53
3	Modbury Jets	22	14	6	2	83	32	51	44
4	Campbelltown City	22	13	8	1	72	45	27	40
5	Raiders	22	12	8	2	67	59	8	38
6	Playford City	22	11	9	2	49	46	3	35
7	MetroStars	22	9	10	3	71	83	-12	30
8	West Adelaide	22	7	11	4	82	89	-7	25
9	WT Birkalla	21	7	12	2	42	81	-39	23
10	White City	22	5	15	2	26	68	-42	17
11	Cumberland United	22	2	18	2	27	99	-72	8
12	Croydon Kings	21	1	17	3	28	109	-81	6

No Play Games Under 17 A JPL  
Under 17 A JPL  
Under 17 A JPL  
Under 17 A JPL



## U17 B JPL

POS	TEAM	P	W	D	L	F	A	GD	PTS
1	Salisbury United	15	15	0	0	71	14	57	45
2	Fulham United	16	12	2	2	59	16	43	38
3	Seaford	15	11	4	0	49	20	29	33
4	South Adelaide	16	7	9	0	48	46	2	21
5	Adelaide Cobras	16	5	7	4	44	38	6	19
6	Vipers FC	15	6	9	0	35	56	-21	18
7	Plympton Bulldogs	16	4	10	2	28	56	-28	14
8	Sturt Lions	16	3	12	1	21	77	-56	10
9	Mount Barker United	15	2	12	1	16	48	-32	7

No Play Games Under 17 B JPL

## U12 JSL RED

POS	TEAM	P	W	D	L	F	A	GD	PTS
1	Adelaide City Black JSL	20	17	2	1	114	30	84	52
2	Elizabeth Grove	20	16	2	2	65	24	41	50
3	Metrostars Gold JSL	20	15	3	2	95	26	69	47
4	Para Hills Knights JSL	20	11	7	2	67	38	29	35
5	Croydon Kings JSL	20	9	7	4	49	42	7	31
6	Cumberland United Gold JSL	20	10	9	1	56	51	5	31
7	Adelaide Comets JSL	20	7	10	3	54	62	-8	24
8	Campbelltown City JSL	20	5	12	3	27	45	-18	18
9	Sturt Lions Blue JSL	20	5	14	1	49	89	-40	16
10	Raiders JSL	20	4	13	3	41	72	-31	15
11	South Adelaide Red JSL	20	0	20	0	8	146	-138	0

No Play Games Under 12 JSL Red  
Under 12 JSL Red

## U12 JSL BLUE

POS	TEAM	P	W	D	L	F	A	GD	PTS
1	MetroStars Red JSL	22	19	1	2	112	21	91	59
2	WT Birkalla JSL	22	16	4	2	90	30	60	50
3	Cumberland United Green JSL	22	15	4	3	106	29	77	48
4	Adelaide City White JSL	22	15	5	2	100	29	71	47
5	Fulham United White JSL	21	13	8	0	83	51	32	39
6	South Adelaide Blue JSL	21	11	7	3	77	43	34	36
7	West Adelaide JSL	22	11	9	2	67	42	25	35
8	The Cove JSL	22	10	11	1	72	63	9	31
9	Plympton Bulldogs	22	6	14	2	44	81	-37	20
10	Sturt Lions Orange JSL	22	3	17	2	35	140	-105	11
11	Seaford JSL	22	2	19	1	17	122	-105	7
12	Sturt Lions White JSL	22	0	22	0	12	164	-152	0

No Play Games Under 12 JSL Blue

## U13 JSL RED

POS	TEAM	P	W	D	L	F	A	GD	PTS
1	Adelaide City Black JSL	20	20	0	0	130	8	122	60
2	MetroStars JSL	20	16	3	1	109	37	72	49
3	Cumberland United Gold JSL	20	15	4	1	96	43	53	46
4	Elizabeth Grove	20	15	5	0	112	46	66	45
5	Para Hills Knights JSL	20	11	7	2	75	60	15	35
6	Raiders JSL	20	6	12	2	51	63	-12	20
7	Sturt Lions Blue JSL	19	6	12	1	32	83	-51	19
8	Adelaide Comets JSL	20	5	13	2	33	81	-48	17
9	Campbelltown City JSL	20	3	16	1	32	99	-67	10
10	Croydon Kings JSL	20	3	16	1	46	118	-72	10
11	The Cove Blue JSL	19	2	14	3	24	102	-78	9

No Play Games Under 13 JSL Red

## U13 JSL BLUE

POS	TEAM	P	W	D	L	F	A	GD	PTS
1	Adelaide City White JSL	16	14	0	2	79	7	72	44
2	Cumberland United Green JSL	16	13	1	2	91	16	75	41
3	WT Birkalla JSL	16	10	4	2	80	32	48	32
4	Sturt Lions White JSL	16	7	8	1	42	48	-6	22
5	The Cove Red JSL	16	7	8	1	31	50	-19	22
6	Adelaide Blue Eagles JSL	16	6	8	2	37	55	-18	20
7	Adelaide University JSL	16	4	9	3	35	59	-24	15
8	Sturt Lions Orange JSL	16	3	12	1	23	80	-57	10
9	Western Strikers JSL	16	0	14	2	5	76	-71	2

No Play Games Under 13 JSL Blue

## U14 JSL RED

POS	TEAM	P	W	D	L	F	A	GD	PTS
1	MetroStars JSL	20	20	0	0	119	15	104	60
2	Adelaide Comets JSL	20	14	5	1	88	25	63	43
3	Para Hills Knights JSL	20	12	7	1	75	39	36	37
4	Campbelltown City JSL	20	12	8	0	68	27	41	36
5	Raiders JSL	20	12	8	0	79	40	39	36
6	Adelaide City JSL	20	11	7	2	50	36	14	35
7	Adelaide Thunder A	20	8	10	2	49	48	1	26
8	Sturt Lions Blue JSL	20	6	10	4	51	74	-23	22
9	Croydon Kings JSL	20	4	14	2	30	106	-76	14
10	West Adelaide JSL	20	3	16	1	33	122	-89	10
11	Modbury Jets JSL	20	1	18	1	11	121	-110	4

No Play Games Under 14 JSL Red  
Under 14 JSL Red  
Under 14 JSL Red  
Under 14 JSL Red





## U14 JSL BLUE

POS	TEAM	P	W	D	L	F	A	GD	PTS
1	Cumberland United JSL	18	16	1	1	100	15	85	49
2	Sturt Lions Orange JSL	18	12	3	3	65	28	37	39
3	Seaford JSL	18	8	6	4	39	46	-7	28
4	South Adelaide JSL	16	5	6	5	44	55	-11	20
5	WT Birkalla JSL	17	5	12	0	34	64	-30	15
6	Plympton Bulldogs	18	4	13	1	35	72	-37	13
7	Adelaide Thunder B	17	4	13	0	32	69	-37	12

No Play Games Under 14 JSL Blue

## U15 JSL RED

POS	TEAM	P	W	D	L	F	A	GD	PTS
1	Adelaide City JSL	18	17	0	1	101	17	84	52
2	Para Hills Knights JSL	18	14	3	1	73	33	40	43
3	MetroStars JSL	18	13	3	2	78	23	55	41
4	Croydon Kings JSL	18	9	6	3	50	50	0	30
5	Cumberland United Gold JSL	18	9	7	2	47	47	0	29
6	Modbury Jets JSL	18	7	9	2	40	50	-10	23
7	Elizabeth Grove	18	7	10	1	37	46	-9	22
8	Adelaide Blue Eagles JSL	18	3	15	0	41	87	-46	9
9	Campbelltown City JSL	18	2	15	1	22	73	-51	7
10	Adelaide Comets JSL	18	2	15	1	27	90	-63	7

No Play Games Under 15 JSL Red  
Under 15 JSL Red

## U15 JSL BLUE

POS	TEAM	P	W	D	L	F	A	GD	PTS
1	Cumberland United Green JSL	19	15	1	3	78	17	61	48
2	Sturt Lions Blue JSL	20	14	4	2	47	24	23	44
3	Fulham United JSL	20	7	10	3	37	35	2	24
4	Plympton Bulldogs	19	4	12	3	44	62	-18	15
5	Sturt Lions Orange JSL	20	3	12	5	23	44	-21	14
6	Seaford JSL	18	2	12	4	20	54	-34	10

## U16 JSL

POS	TEAM	P	W	D	L	F	A	GD	PTS
1	Para Hills Knights JSL	18	16	1	1	78	28	50	49
2	Adelaide City JSL	18	13	2	3	84	25	59	42
3	Adelaide Comets JSL	18	13	4	1	56	15	41	40
4	WT Birkalla JSL	18	11	6	1	71	34	37	34
5	Paralowie Eagles	18	10	7	1	67	34	33	31
6	Modbury Jets JSL	18	8	10	0	38	52	-14	24
7	Adelaide Thunder	18	6	11	1	35	65	-30	19
8	Noarlunga United JSL	18	2	13	3	23	83	-60	9

No Play Games Under 16 JSL  
Under 16 JSL  
Under 16 JSL  
Under 16 JSL





# 2018 LEAGUE PREMIERS & CHAMPIONS

## LEAGUE PREMIERS

### 2018 NPL

League Premier	Campbelltown City
Runner Up	MetroStars
3rd Place	Adelaide Comets
4th Place	Adelaide United FC
5th Place	Adelaide Olympic
6th Place	Adelaide City

### 2018 NPL RESERVES

League Premier	Adelaide United FC
Runner Up	MetroStars
3rd Place	WT Birkalla
4th Place	Adelaide Comets
5th Place	West Adelaide
6th Place	Adelaide City

### 2018 NPL U18

League Premier	West Adelaide
Runner Up	SA NTC
3rd Place	Adelaide Comets
4th Place	MetroStars
5th Place	Campbelltown City
6th Place	Adelaide City

### 2018 WNPL

League Premier	Metro United WFC
Runner Up	Adelaide City FC
3rd Place	West Adelaide
4th Place	FFSA NTC Girls

### 2018 WNPL RESERVES

League Premier	Metro United WFC
Runner Up	West Adelaide
3rd Place	Adelaide City FC
4th Place	Adelaide University

### 2018 STATE LEAGUE 1

League Premier	Adelaide Blue Eagles
Runner Up	Raiders
3rd Place	Noarlunga United
4th Place	White City
5th Place	Modbury Jets
6th Place	Cumberland United

### 2018 STATE LEAGUE 1 RESERVES

League Premier	Raiders
Runner Up	Modbury Jets
3rd Place	Adelaide Blue Eagles
4th Place	Fulham United FC
5th Place	Cumberland United
6th Place	Cove FC

### 2018 STATE LEAGUE 1 U18

League Premier	Raiders
Runner Up	Modbury Jets
3rd Place	Cumberland United
4th Place	Salisbury United
5th Place	White City
6th Place	Port Adelaide FC

### 2018 STATE LEAGUE 2

League Premier	Playford
Runner Up	Adelaide Hills
3rd Place	Vipers FC
4th Place	Adelaide Cobras
5th Place	Adelaide Victory
6th Place	Northern Demons

### 2018 STATE LEAGUE 2 RESERVES

League Premier	Playford
Runner Up	Adelaide Hills
3rd Place	Eastern United
4th Place	Northern Demons
5th Place	Adelaide University SC
6th Place	Vipers FC

### 2018 STATE LEAGUE 2 U18

League Premier	Playford
Runner Up	Modbury Vista
3rd Place	Vipers FC
4th Place	Adelaide Victory
5th Place	Adelaide Cobras
6th Place	Eastern United

## LEAGUE CHAMPIONS

### 2018 NPL

League Champion	Campbelltown City
Runner Up	MetroStars
3rd Place	Adelaide United FC
4th Place	Adelaide Comets
5th Place	Adelaide Olympic
6th Place	Adelaide City

### 2018 NPL RESERVES

League Champion	Adelaide Comets
Runner Up	MetroStars
3rd Place	Adelaide United FC
4th Place	Adelaide City
5th Place	WT Birkalla
6th Place	West Adelaide

### 2018 NPL U18

League Champion	West Adelaide
Runner Up	SA NTC
3rd Place	MetroStars
4th Place	Adelaide Comets
5th Place	Campbelltown City
6th Place	Adelaide City

### 2018 WNPL

League Champion	Adelaide City
Runner Up	Metro United WFC
3rd Place	West Adelaide
4th Place	FFSA NTC Girls

### 2018 WNPL RESERVES

League Champion	Metro United WFC
Runner Up	Adelaide University
3rd Place	West Adelaide
4th Place	Adelaide City

### 2018 STATE LEAGUE 1

League Champion	Raiders
Runner Up	Adelaide Blue Eagles
3rd Place	Modbury Jets
4th Place	Cumberland United
5th Place	Noarlunga United
6th Place	White City

### 2018 STATE LEAGUE 1 RESERVES

League Champion	Raiders
Runner Up	Cove FC
3rd Place	Modbury Jets
4th Place	Fulham United FC
5th Place	Cumberland United
6th Place	Adelaide Blue Eagles

### 2018 STATE LEAGUE 1 U18

League Champion	Modbury Jets
Runner Up	Raiders
3rd Place	Port Adelaide FC
4th Place	Salisbury United
5th Place	White City
6th Place	Cumberland United

### 2018 STATE LEAGUE 2

League Champion	Adelaide Victory
Runner Up	Playford
3rd Place	Adelaide Hill
4th Place	Vipers FC
5th Place	Adelaide Cobras
6th Place	Northern Demons

### 2018 STATE LEAGUE 2 RESERVES

League Champion	Adelaide Hills
Runner Up	Playford
3rd Place	Vipers FC
4th Place	Northern Demons
5th Place	Eastern United
6th Place	Adelaide University SC

### 2018 STATE LEAGUE 2 U18

League Champion	Adelaide Victory
Runner Up	Playford
3rd Place	Modbury Vista
4th Place	Vipers FC
5th Place	Adelaide Cobras
6th Place	Eastern United

## FFA CUP

### SENIOR GRADE

Winner	Adelaide Comets
Runner Up	Croydon Kings

## FEDERATION CUP

### RESERVE GRADE

Winner	Adelaide City
Runner Up	WT Birkalla

### UNDER 18'S

Winner	MetroStars
Runner Up	Adelaide City





**CURRENT STATUS: 8 DECEMBER 2018**

RECIPIENT				Hall of Fame Life Member	Player Life Member	Meritorious Service	ACTUAL Recipients				227	106	121					
Ainsley W.R*		•					Evans J (John)*	•			Lister F (Frank)	•	•		Reynolds B (Barry)			•
Alagich DM (Dianne)	•		•				Farrugia T.J		•		Lomman G (Gene)		•		Roberts R (Ron)			•
Alagich R (Richie)	•						Federwicz F			•	Low R (Bob)*			•	Rodda D.S (Debra)	•	•	
Alagich R (Rudolf) OAM*				•			Flounders N			•	Lukovich M (Mike)*				Romaine C (Cindy)			•
Alagich S.L (Len)*	•	•					Foley J (Joe)		•						Romanowicz R (Roger)	•		•
Allen A (Andrew)			•				Forde J.T (Tom)*	•			Maclachlan R*		•		Ross J.K.D. (Jeff)*			•
Ashworth W*			•				Fusco John (Jonathan)		•		Maginnis T (Truffy)	•	•		Rossis D (Jim)	•		
Augimeri E (Lia)	•										Marafioti P (Peter)*	•			Rowley E.P (Ted)*	•	•	
Avory L (Les)			•								March J.H*		•					
				•			Geiser F*			•	Marshall J*		•		Santrac A (Adrian)		•	
Badenoch S (Sid)*			•				Gentile B.V (Vic)	•	•	•	Martella T (Tony)	•			Scalzi T (Tony)		•	
Bailetti M. CAV*	•	•					Gibbons A (Ann)	•			Mather J.A (Jack)*	•	•		Scarsella B. (Basil) AM	•	•	
Bailetti G (Guillio)*			•				Giordano A*			•	Matic Z. (Zoran) OAM	•			Schaible K*			•
Barker S (Sarah)				•			Giordano R (Rep)	•			Matthews R (Ray)		•		Sereda A*			•
Beattie A (Alex)				•			Godley D (Daniel)		•		Maxwell S.A (Steve)	•	•		Sergeant A (Ann)		•	
Bianco N (Nick) AM	•						Gossland W.I.S (Iain)*	•	•		McCabe J (Jim)*		•		Sharp C.M*			
Billington J (Jim)				•			Graham N (Norm)				McGachey N (Neil)	•			Sharp F*		•	
Bilyk O (Oleh)			•				Graham W (Billy)*	•			McGregor W (Bill)		•		Sillitoe A.S (Alf)*		•	
Birch W (Billy)	•	•					Greenbank J.R*		•		McKain T (Tom)*	•	•		Simmons P (Paul)			•
Black S (Sharon)	•	•									McClean J.F (Fraser)	•	•		Simpson W*		•	
Bonaguro A*				•			Haines J.A *		•		McMillan A*		•		Sinclair J.W*		•	
Bonthuis J (Jan)*				•			Hall J. (Joan) MP	•			McRobert L (Linda)	•			Smith J (Jack) OAM*	•		•
Bootes W.O*		•					Hardy J*				Melta S (Sergio)				Soulio R (Rauf)		•	
Brebner C.R*		•					Harlow D (Denis) OAM	•	•		Menechella D (Dan)		•		Stephens T.C*			
Brodie S*		•					Harvey E.A (Joe)*	•	•		Menechella D (David)		•		Stewart J.D (Jimmie)*	•	•	
Brooks M (Michael)	•	•					Hastings A (Alex) BEM*	•		•	Menechella M (Michael)				Stockley H (Harry) snr*			•
Brown S.P (Shirley)	•	•					Hearn B.K (Bryan)	•		•	Metanowski K*		•		Storr F (Frank)*		•	
Budin N (Nick)		•					Henshaw J.P.A. (Tony)	•	•		Miller J (John)				Swaffer K (Kristyn)	•	•	
Bush H.R (Bob)*	•						Hewitson D (Dave)	•	•		Mitchell D (David)		•					
							Holford T (Tom)*	•			Mitchell F (Frank)*		•		Tattersall W (Bill)		•	
Campbell D. (Donald) AM	•		•				Holiday R.J*		•		Monsieur J		•		Telfer R (Bob)*	•	•	
Campbell-Smith C*		•					Holmes E*		•		Moore Ben (Matthew)		•		Templin H.J (Rudi)*	•		
Caputo G (Joe)*	•						Horvath K (Charlie)	•	•		Moore K.N (Kristy)	•			Thomas C.N.*		•	
Carapetis D (Jim)			•				Huffa M (Max)				Mori D (Damian)	•			Thompson H (Harry)*			•
Carter W.J (Wendy)	•	•					Hunter T (Toby)*		•		Moulden Frank B* Sir	•			Thompson T.T* MP		•	
Caruso C (Charlie)	•	•									Mullen J (Joe)	•			Tobin A (Alex) OAM	•	•	
Casling R							Iuliano T (Ted) OAM	•	•						Tkachuk W (Wally)	•	•	
Catanzaro S (Simon)	•						Ivanovic M (Milan)		•		Natale J (Joe)		•		Trimboli J (Jason)	•	•	
Caudo S (Chic)*	•										Nikolic S (Steve)		•		Trimboli L (Leanne)			
Christison F (Fran)				•			Jackson W*			•	Nikolich P (Peter)*	•	•					
Cichanowski A (Alex)*	•	•					Jenkins T (Tracy)			•	Noah D.L.G (Des)*			•	Upton S*			•
Cmielewski A. (AleK) OAM*	•	•					Johnson F (Frank)*		•		Norman E (Eric)		•					
Coley H*		•					Joynes N.E (Norm)*	•		•	Nurse F (Frank)		•		Veart C (Carl)	•	•	
Connell J (Jim)*	•	•									Nyskohus B. (Bohdan) OAM	•	•		Vidmar A (Aurelio)		•	
Connolly C (Cliff)*	•	•					Karadzic Z (Zoran)	•	•		Nyskohus J (John)	•	•		Vidmar T (Tony)	•	•	
Connolly T (Tom)*		•					Karittveivis C (Con)		•									
Cox R.J (Bob)*	•						Keen A (Airlie)				O'Brien B (Bev)		•		Walker A (Bert)*		•	
Crisp A.T (Allan)*	•			•			Keens M (Michael)		•		Olenjnik K*		•		Walker T*		•	
Croger J.A*		•					Kierno J (Jan)	•			O'Malley M (Mick)*	•		•	Wallace G (George)*		•	
Crook M.A (Martyn)*	•						Kolecki H (Henry)		•						Wallace J.B*		•	
							Kolecki L (Leon)*			•	Pamula I (Irena)		•		Wallace K (Keith)*			
Danks H (Harry)*		•					Kosmina A (Alex)*	•	•		Pantelis N (Nick)*	•	•		Waterman H*			
Darby M (Maria)		•					Kosmina J (John)	•	•		Penna L (Lou)*		•		Wells M (Mike)		•	
De Lucia G (Gino)							Kreft E (Edmund)				Perczak S (Stanslow)*		•		Welsh K (Kath)			
DiBartolo C (Charlie)	•	•					Krzys J			•	Perilli A (Aldo) OAM	•			White A.T.R (Alf)*	•		
Di Bartolo F (Franca)	•	•									Perin J (John)	•	•		Willoughby J.R*		•	
DiCarlo O.C (Orazio)	•	•					Langley N. (Noel) OAM*	•			Petelesij M*		•					
Di Fede A (Arthur)	•	•					Latimar J (Jill)			•	Pezos P (Paul)		•		Yates M (Mark)			•
Docherty G (George)*				•			Lawrenson J.W (Jim)	•			Pickard G.W (Gordon) AM	•						
Draper F.S (Frank)*	•	•					Legedza J*			•	Pine W.G (Freddie)*	•						
Dunbar M.M (Malcolm)*	•						Lesnicki S. (Stefan) OAM			•	Pirone M (Michael)			•				
							Lewis B (Barry)		•		Pollock W*		•					
							Linarello G. (Joe) CAV*		•		Pozza H*		•					
Economos A				•			Lindquist I (John)*	•	•									



# THANK YOU

## MAJOR PARTNERS



## SUPPORT PARTNERS



OFFICIAL CHARITY PARTNER



REGIONAL PARTNER



OFFICIAL TRAVEL PARTNER



OFFICIAL TRANSPORT PARTNER



OFFICIAL MEDICAL PARTNER



SUPPLY PARTNER




OFFICIAL BEVERAGE PARTNERS



## MEDIA PARTNERS







©TM

**FFSA**