



FOOTBALL  
**SOUTH  
AUSTRALIA**

# ANNUAL REPORT 2021

[WWW.FOOTBALLSA.COM.AU](http://WWW.FOOTBALLSA.COM.AU)

# REPORT CONTENTS

**3** FOOTBALL  
SOUTH  
AUSTRALIA TEAM

**4** PRESIDENT'S  
REPORT

**6** CEO'S REPORT

**10** COMPETITIONS

**26** COACHING &  
DEVELOPMENT

**36** EVENTS

**48** FINANCIAL  
STATEMENTS

**56** STATISTICAL  
INFORMATION

**67** CORPORATE  
PARTNERS



**FOOTBALL  
SOUTH  
AUSTRALIA**

Coopers Stadium, Gate 5, Holden Street  
Hindmarsh SA 5007

**Postal Address:**

PO Box 329, Welland SA 5007

**Phone:** 08 8340 3088

**Email:** [info@footballsouthaustralia.com.au](mailto:info@footballsouthaustralia.com.au)

**Web:** [www.footballsouthaustralia.com.au](http://www.footballsouthaustralia.com.au)

**Facebook:** [www.facebook.com/FootballSouthAustralia](http://www.facebook.com/FootballSouthAustralia)

**Instagram:** [www.instagram.com/footballsouthau](http://www.instagram.com/footballsouthau)

**Twitter:** [Twitter.com/FootballSouthAu](https://twitter.com/FootballSouthAu)

**Youtube:** [www.youtube.com/user/FFSANPL](http://www.youtube.com/user/FFSANPL)

# FOOTBALL SOUTH AUSTRALIA TEAM



**SAM CICCARELLO**  
*President*



**JANE RATHJEN**  
*Vice President*



**WENDY BARRY**  
*Director*



**ORAZIO DI CARLO**  
*Director*



**JOE FRANCO**  
*Director*



**TONY TAORMINA**  
*Director*



**SYMOANE MERCUIRO**  
*Director*



**MICHAEL CARTER**  
*CEO*



**KRISTYN SWAFFER**  
*Director -  
Resigned June 2021*



**DAVID HEWITSON**  
*Director -  
Resigned November 2021*

**THANK  
YOU**

to Football South Australia's hard working volunteer photographers who's work features prominently throughout this report.

## STAFF MEMBERS

*Chief Executive Officer*  
Michael Carter

*CEO Executive Assistant*  
Elvira Liaptsis

*General Manager Business Services*  
Heath Pocock

*Finance Officer*  
Julio Angulo-Cubias

*Finance & Administration Assistant*  
Kim Clayden

*Media & Digital Content Coordinator*  
Matt Mays

*Media & Digital Content Officer*  
Damien Pipicella

*Media & Digital Content Intern*  
Jayden Betterman

*Participation Manager*  
Jake Brindley

*Participation Officer*  
Tiarn Powell

*General Manager Football Operations*  
George Georganas

*Women's and Girls' Competition Coordinator*  
Marie Spagnoletti

*Senior Men's Administration Assistant*  
Sam Bishop

*Junior Competition Coordinator*  
Daniel Scorsone

*Futsal Coordinator & Competitions Assistant*  
Alex Sunasky

*EZPSSA Coordinator & Member Services*  
Tracey Dycer

*Referee Development Officer*  
Angus McDonald

*Venues Manager*  
Andrea Van Metzinger

*Technical Director Girls*  
Cristiano Dos Santos Rodrigues

*Skill Acquisition Trainer*  
Richie Alagich

*Receptionist*  
Paige Heron

*Coach Education Manager*  
Alec Wilson\*

*Reception / Administration Assistant*  
Andrea Hickey\*

*Referee Manager*  
Andrew Murray\*

*General Manager Business Services*  
Steven Ireland\*

*Venues Manager*  
Tristan Owen\*

*General Manager Women's World Cup Adelaide & Legacy*  
Wendy Carter\*

*Commercial & Partnership Manager*  
Jane Clarke\*

*Senior Men's Administration Coordinator*  
Isabella Ricciardi\*

*Referee Operations Coordinator*  
Jacalyn Pickering\*

\* Staff member no longer employed at FSA 2021/2022



# PRESIDENT'S REPORT

The past year has been full of highlights, however the recovery from the impact of COVID-19 by the Football Community in South Australia has been something special to be a part of. The football community in South Australia led the way for community and semi-professional sports and this is a credit to the leaders in the game at club and association level.

There is an appreciable amount of momentum building as Adelaide and the State prepare to be a host city for the FIFA 2023 Women's World Cup. The formation of the Football SA Board's Legacy Committee and the activation of the Football SA Legacy Plan will assist football to capitalise on the opportunities presented as a result of co-hosting one of the truly most pre-eminent sporting events in the world.

Football South Australia's Legacy Plan has three major strategic pillars:

- Participation
- Women in Leadership
- Infrastructure

Our target for participation is to increase the number of women and girls playing in South Australia to 15,000, by 2025. To achieve this, we will target the reintroduction of school-based competitions, in school hours. We will also target participation hubs in our State's regional areas.

Women in Leadership is a major focus of the plan. Football needs and will benefit from more women in leadership roles within clubs and associations, and right across the code. Football SA will implement a club-based Women in Leadership program to drive gender equity on boards. We will also establish a Young Female Leadership Program, to talent-bank young females who have been identified as future leaders in football.

Infrastructure continues to be a major focus of Football South Australia. In the past six years, 15 club redevelopment projects have been completed and our partnerships with the State Government, local government, and clubs have proven to be very successful in supporting the continued growth and strength of football. We are committed to pressing on with our focus on infrastructure, to ensure we can continue to improve the playing environment and experience for our ever-expanding participation base.

A refreshed Facilities Strategy has been completed and a number of priority projects have been identified. Football South Australia will also direct attention on school sites and aim to facilitate investment in sports lighting and change facilities, to open-up more space for the women and girls' participation base.

We are strongly advocating for funding



support at a federal government ministerial level, and locally with the Premier, Sports, Recreation and Racing Minister, the Office of Recreation and Sport; and key local councils, to be able to realise our plan.

We thank the State Government for their significant investment in grassroots and community facilities, and key infrastructure projects, including the superb State Centre for Football, which we look forward to opening in 2022.

The 2021 Season saw participation numbers rise by 8% across men, boys, women, and girls' competitions. The women and girls game continues to expand, and we are delighted to be increasing the number of competing clubs in the Women's National Premier League to 10 teams in 2022.

Adelaide Olympic did the State's football community proud in reaching the Quarter Finals of the FFA Cup for the second time and although they were narrowly defeated by Adelaide United, it was a terrific spectacle and in showcasing our state's National Premier League on the national stage.

Adelaide City hosted Melbourne Victory in the FFA Cup Round of 32 with Victory defeating City with a goal in the 96th minute. The performance of Adelaide City was another showcase of the quality of the standard of play in our National Premier League.

The game celebrated the 100-year anniversary for Women's Football in Australia on 24 September and in doing so

set a new record for attendance at a local Women's National Premier League Fixture with 1,500 spectators attending the event.

The attendance record was short lived however, with over 1,700 attending the Women's National Premier League Grand Final at the Summit Sport and Recreation Park (Mt Barker) where we saw Salisbury Inter take out the grand final clash against West Adelaide in what was a great showcase for Women's Football.

The entire grand final week was a great celebration of football and with Coopers Stadium undergoing major renovations, the RAA NPL Final was moved to Marden, proving to be a great success with capacity of 3,000 all but achieved. Adelaide City ran out victors over a gallant Adelaide Comets outfit to take out the championship for the first time in 11 years.

State League 2 Champions Adelaide University achieved promotion as did Port Pirates, while White City were crowned champions in State League 1 and gained promotion into the National Premier League along with West Torrens Birkalla.

The RAA Celebration of Football returned to the traditional award presentation that brings together the football community to celebrate the past year. Reflecting on the collective achievements of the entire football family is important and the outstanding attendance of over 900 is testament to the strength of the game and our football community in South Australia.

The game is in great shape in South Australia, and I thank and acknowledge

## PRESIDENT'S REPORT —●

Football SA's Board of Directors for their drive and wholehearted commitment to the governance, progress, and well-being of the game in the state. Important to our progress and in achieving positive outcomes for football have been the services of former directors Kristyn Swaffer and the late Dave Hewitson and on behalf of the Board and the football community, I express how grateful we are for their service and very much appreciate their important contributions and commitment to football. I take this opportunity to make further special mention of Dave. He was an inaugural director of the FFSA, Hall of Famer, Life Member and was incredibly passionate about football and its place in the community. Dave was always eager to be involved and contribute in all areas of grass roots and community football, particularly for his number one passion of junior football, which he did for over 30 years, as a player, referee, coach and administrator. Football has lost a good friend and a staunch advocate. He will be fondly remembered and dearly missed but leaves an important and enduring legacy to football.

The audited financial statements with this Annual Report serve to inform you of the detail of our 2021 financial state. Football South Australia has delivered a good operating result, to which I commend the excellent performance of our management, particularly CEO Michael Carter, and guided and overseen by the expertise of the Board and Finance Committee, in delivering a strong result for football.

Further thanks and a lot of credit is extended to Michael and the hard-working team at Football SA who are to be congratulated for delivering such positive and beneficial outcomes across the operational and program areas of our sport.

I wish to again acknowledge the State Government for its investment in football. We all know, sporting clubs have an incredibly vital role in the health, vitality, and social-fabric of our communities, and as the largest participation sport, football in this state is an important contributor to that social dividend. We look forward to continuing to work closely with the Government in the future to achieve a sustained fair and proportionate level of funding directed across community and grassroots football.

I also thank our growing list of corporate partners, our club and association presidents, committees and boards, and the thousands of dedicated volunteers who support the game in South Australia. Without you the game would not be in the position it is today.

Yours in football,

Sam Ciccarello  
President

A full-page background image of a female soccer player in a blue and red jersey, dribbling a white soccer ball on a green field. The player is in motion, with her hair tied back and her gaze focused on the ball. The background is blurred, showing other players and stadium lights.

# CEO'S REPORT

2021 marks the end of our four-year strategic plan cycle. No one could have predicted what would transpire during this period, however the football family in South Australia has shown resilience, passion, respect, and unity throughout to achieve some quite outstanding results.

Our values listed in the Strategic Plan - Unity, Passion and Respect have all rung true during the four-year cycle with a lot being achieved that will stand the game in great shape for years to come. Collectively we exit this strategy period stronger, with more partners in the game and with a club and participation base that remains passionate, continues to grow and is successful.

There were four key areas of focus for the organisation and sport during our four-year cycle. Below I will provide a report on each of the four areas.

## FOCUS AREA 1 - PARTICIPATION

*"We will continue to build and enhance the participant environment for families, players, coaches, referees, spectators, volunteers, general supporters and administrators of the game in South Australia."*

Below is a graph depicting our participation trends during the four-year period. Participation showed a steady increase until COVID-19 hit and there was a slight adjustment in 2020. This was rectified in 2021 with participation rebounding very strongly.

From a match officiating perspective, we have achieved some solid results, however it is clear the constant churn rate of match officials is a matter the sport needs to address. Keeping match officials from year to year and adding new referees is an outcome we all need to focus on to ensure that we can keep up with the continued growth in participation.

Football South Australia launched a Football in Schools Program in 2019. The initiative was tailor made to attract new players to the game via an 8-10 week participation program. The success of this program was evident from the outset within excess of 1800 participants joining in its inaugural year. One of the most pleasing outcomes of the program was the gender split being close to parity as was the coaching staff deployed to coordinate the program. COVID-19 had a pretty severe impact on the program with 1400 participants in 2020 and 1350 in 2021. Whilst numbers dropped this is expected to recover strongly in the coming years.

## FOCUS AREA 2 - OPERATIONAL EXCELLENCE

*"Maintain a focus on the continuous improvement of the competition in South Australia, which will lead to the sustained growth of Football across the State."*

Competition management is a very challenging area of Football SA operations; however the team did a very good job in managing growth and the coordination of high quality events (on and off the pitch). Management of COVID-19 has been a major highlight for the operations team and the partnership and cooperation displayed during the period with clubs and leaders within those clubs reflects extremely well on the position we are in.

Senior men's competitions were extremely tightly contested throughout the period and consistency in league structures has been a positive outcome for the game. Having 12 team leagues across the National Premier League (NPL), State League 1 and 2 competitions combined with a finals series appears to be the right mix, however, there continues to be a question around the finals format for State

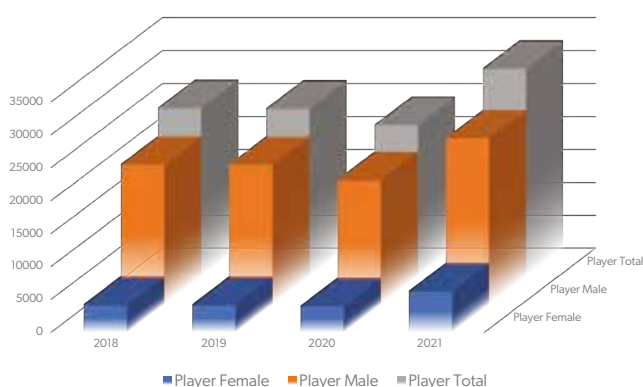
League 1 and 2 with the need for the league premier to play in the final series. We will continue to monitor this and work with clubs to review the current set up.

South Australian football achieved an additional spot in the FFA Cup Round of 32 and this was seen to be a very positive outcome for the game in the state. Registered teams competing in the preliminary rounds of the cup increased, largely due to the affiliation of the South Australia Amateur Club League (SAACL). The increase in competition teams added a great deal to the competition and provided SAACL Clubs with the opportunity to compete in a truly national competition.

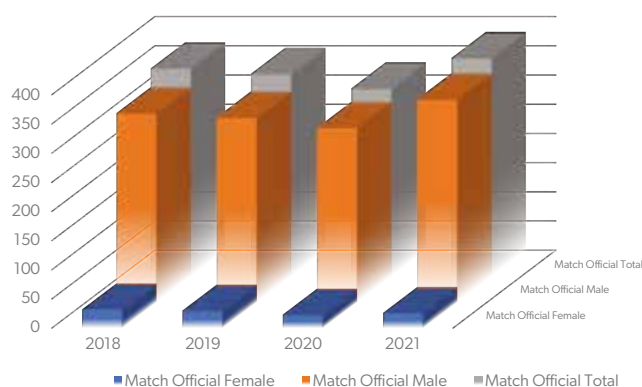
The Women's National Premier League (WNPL) continued to develop during the period with the introduction of double headers with senior men's games. The initiative was well received. WNPL clubs have created a stable environment for all players within the competition structure and this led the way towards the creation of a State League competition for the game in the state. Having a promotion and relegation set up within the senior women's game provides an aspirational goal for those state league clubs and pushes the current WNPL Club for continued improvement.

Women's football celebrated 100 years nationally on 24 September 2021. The celebration was held at the Valo Football Centre and showcased the state's best talent in front of a record crowd of in excess of 1,600 for the evening.

PLAYER REGISTRATIONS 2018-2021



MATCH OFFICIAL REGISTRATIONS 2018 - 2021



## FOCUS AREA 3 - LEADERSHIP AND DEVELOPMENT

*"Unify and grow Football through effective communication and the ongoing development of successful partnerships, which will create value, drive investment and support the long-term sustainability of the game in South Australia."*

2018 marked the much-anticipated affiliation with the South Australian Amateur Soccer League (SAASL) and this was a significant milestone for the game in the state. The partnership has been very positive for all parties with the relationship continuing to strengthen throughout the period as evident with an extended period of affiliation.

Football South Australia retained and welcomed corporate partners to the organisation during the strategic plan cycle. Football has great support from many great South Australian recognised brands, and some highly recognisable international brands. RAA increased their investment to become naming rights partner of the NPL competition. Iconic brand and great South Australian company Coopers became a major partner as did Carls Junior, Channel 9, Triple M and SA Power Networks with the latter becoming a major partner of the State Centre for Football Project and women's football more broadly. Bendigo Bank, the Bedford Group, Ausco and Metro Homes also joined the Football Family and we are very fortunate to have the support of so many likeminded businesses.

Football SA had a major focus on brand and social media presence from 2018 and this has resulted in more eyes following the local game. Matt Mays has done a great job in leading this cause and his creativity has been largely recognised.

In 2019 Football South Australia launched a refreshed brand and image for the governing body for the state. The brand created a more corporate feel and contemporised our acronym and name. The brand look and feel was selected by the football community with in excess of 7,000 votes cast to come up with what we have today.



**FOOTBALL  
SOUTH  
AUSTRALIA**

Social media presence increased significantly during the period and one of the most successful campaigns undertaken was the History Makers Series featuring key figures within local clubs and the story behind their formation and existence. The interest and interaction from the football community during the series was significant.

The below table depicts our presence in the social media scene in 2021.



## FOCUS AREA 4 - FACILITIES

*"Build a world class State Centre of Football and continue to lead the sporting sector through investment in the development of Football infrastructure across the State."*

Funding for the State Centre for Football was announced in 2018 and design took place over an extended period of time prior to construction starting in February 2021. The State Centre will include:

- A show pitch lit to 500 lux with grandstand seating of 1,000 plus viewing mounds creating an amphitheatre look and feel.
- 2 synthetic pitches lit to 250 lux
- 10 Five A-Side Pitches for the social participant
- Main building with 6 changerooms, 2 Referee changerooms, café, catering outlets, function centre for 210 seated guests and administration headquarters.

The development (set to be officially open in April 2022) will be a significant asset for the Football community and will provide a much-needed presence for the game. Importantly the development will provide a legacy with Football SA managed facilities being transferred to local clubs.

Club based infrastructure projects continued to be rolled out during the period. The State Government investment in local club-based facilities has proven to be a great success and has not only provided a number of clubs with new playing surfaces, lights or change facilities but has importantly increased Football's ability to cater for the continued growth in the game.

Highlights of the program have been the completion of 17 synthetic surfaces, 3 new changeroom facilities, the opening of new developments at Richardson Reserve (\$7.4 million home of Modbury Vista), Mount Barker Regional Football



Facility, the commencement of a new \$7 million development for the Croydon Football Club and \$4.1 million development at the Nuriootpa Centennial Park for Barossa United.

The continued need for investment in Football facilities stands as participation grows. An updated Football Facilities Development Plan has been created in an attempt to prepare ourselves for future opportunities. Infrastructure will continue to be a focus of the organisation and sport as we look towards the future.

Financially Football South Australia has performed well during some uncertain times. Football SA experienced a significant reduction in grants from Football Australia and the Office for Recreation Sport and Racing during the pandemic. Whilst this provided challenges to core operating activities, particularly in Football Development and Pathway Programs, all programs and competition management functions continued with a

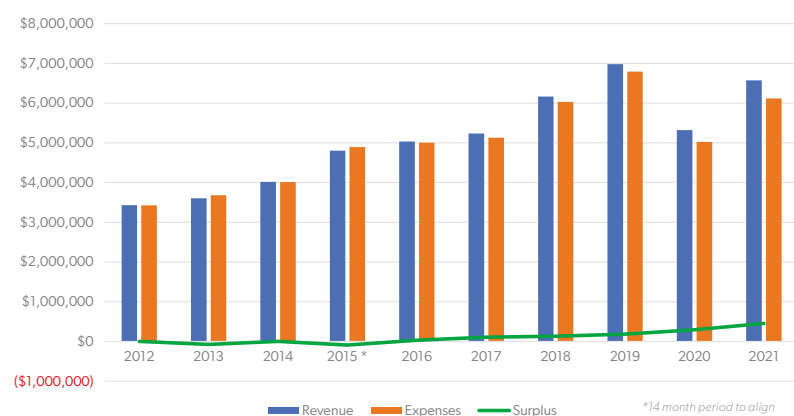
reduction in staff head count and a slight modification to programs delivery.

In partnership with the State Government, we were able to provide valuable funding support during 2020 to assist in the recovery of Football in the State. More than \$850,000 was distributed to clubs and associations. The funding was made up of \$490,000 from the State Government and \$360,000 from Football SA.

Football SA has continued a growth trajectory for several years and has recorded modest surpluses over the past four years including a reduction in overall turnover in 2020 as depicted below. As we continue to deal with the effects of COVID-19 and the State Centre for Football trading commences, the growth trajectory should continue. Continued investment in the game will be a major priority for Football SA.

Finally, I would like to acknowledge the hard work of the team at Football SA. Uncertain times have brought the best out in the leaders of the organisation and I thank them all for the support and dedication. On behalf of the entire Football Family, I would like to acknowledge President, Sam Ciccarello, and his fellow directors. I have thoroughly enjoyed working with Sam during his tenure with the partnership between CEO and President being strong throughout. Sam's tenure will cease at the next Annual General Meeting with a lot being achieved and many challenges overcome. Thank you for your commitment. Having stability at Board level has been a significant factor in the growth and development of the organisation and I thank the Board for their absolute dedication and commitment to the game.

### TOTAL REVENUE, TOTAL EXPENSE AND SURPLUS



# SENIOR MEN'S COMPETITIONS





## COMPETITIONS —

GEORGE GEORGANAS

11

### OVERVIEW

The 2021 season continued as per the previous season with each competition (RAA National Premier League [NPL], State League 1, and State League 2) with 12 teams competing in each division.

This was another COVID-19 disrupted season with a mid-season lock down. I would like to commend all Clubs for their fantastic showing of commitment and resilience to not only recommence our season, but ensure through a cooperation not seen before, that we were able to finish the season as scheduled.

### RAA NATIONAL PREMIER LEAGUE (NPL) AND STATE LEAGUE 1 AND 2 COMPETITIONS

Following on from a long season in 2020 due to COVID-19 lock downs, the RAA National Premier League, State League 1, and State League 2 leagues started later than usual with Round 1 commencing the weekend of 9 April 2021.

The thirty-six Senior Men's Clubs competed across three divisions: twelve teams competing in the RAA National Premier League (NPL), twelve teams in State League 1 and twelve teams in State League 2. With each league taking it into the final round of the home and away season to determine the Premiers.

After success in the 2020 season of playing the RAA NPL, State League 1 and 2 Grand Finals on three separate nights, we continued this format for the 2021 season.

In the RAA NPL, 22 rounds of home and away fixtures were played. At the end of the home and away season, Adelaide Comets claimed the League Premiership after a last-minute goal in the final round. It was a tight run home with Adelaide City and Adelaide Comets 1 point apart before round 22.

Adelaide City ended their 10-year drought and claimed the RAA NPL SA Champions title, after a nail-biting final going into extra time and penalties against Adelaide Comets under the Friday night lights at Marden Sports Centre.

#### Season Honours

League Premiers      Adelaide Comets  
League Champions    Adelaide City

At the conclusion of the State League 1 home and away season, WT Birkalla and White City had 2 points separating them. WT Birkalla needed a win against a strong Para Hills side, while White City, needed a win or draw to seal their promotion back into the RAA NPL. With a 90th minute goal WT Birkalla put themselves back into

## COMPETITIONS —

- 12 the RAA NPL since being relegated in 2018. White City narrowly missing out on automatic promotion in the final minutes of the game.

White City had a second chance and clinched the State League 1 Championship having defeated WT Birkalla 2-0 at VALO Football Centre sealing their fate late in the second half with their second goal. After a six-year absence, White City returned to the top tier of local football.

### Season Honours

League Premiers: WT Birkalla

League Champions: Adelaide University

In the State League 2 competition, Port Adelaide were crowned League Premiers after trailing Adelaide University all season, to take the title from them and securing the automatic promotion to State League 1 in the final match of the season.

Adelaide University overcame Vipers FC in the State League 2 Grand Final in a tense affair at VALO Football Centre, going into extra time and penalties to see Adelaide University FC promoted State League 1.

### Season Honours

League Premiers: Port Adelaide

League Champions: Adelaide University

## FFA CUP

The FFA Cup returned to our calendar this season after COVID-19 shutdowns in 2020 halted the competition. In 2019 Football Australia confirmed that South Australia would receive two Member Federation spots in the FFA Cup Final Rounds. The two teams to progress to the FFA Cup Round of 32 will be the two teams that win the FFA Cup Preliminary Rounds SA Semi-Finals.

The Semi Final saw Adelaide City and MetroStars battle it out with Adelaide City



easing into the Grand Final and gaining qualification. The second semi-final match, saw Adelaide Olympic gain qualification after defeating Campbelltown City.

Adelaide Olympic earned a spot into the round of 32 of the FFA Cup as well as crowned the 2021 Federation Cup Champions. They played Perth NPL side ECU Joondalup away winning 3-0 in a fantastic display of team football.

The FFA Cup Round of 16 saw Adelaide Olympic draw local Adelaide giants Adelaide United FC and the first Adelaide derby in the competition. A sold-out crowd of 2,700 filled VALO Football Centre which saw Adelaide Olympic ultimately fall short losing 2-0.

Adelaide City drew some of Melbourne's best in Melbourne Victory in the Round of 32. It was a very dominating display by Adelaide City however a 90th minute counterattack by Melbourne Victory sealed their win and progression into the next round at Marden.

Congratulations to all teams that participated and to Adelaide City and Adelaide Olympic on a great campaign.

## 2022 COMPETITION

The 2022 Senior Men's Competition Structure will remain unchanged and will consist of:

RAA National Premier League – 12 Teams

State League 1 – 12 Teams

State League 2 – 12 Teams

Promotion and relegation will occur across all three competitions. In the RAA National Premier League and State League 1, two teams (12th and 11th Place) will be relegated to State League 1 and State League 2 respectively with the League Premier and League Champion of State League 1 and State League 2 gaining promotion to the National Premier League and State League 1 respectively.







# GIRLS AND WOMEN'S COMPETITIONS





## COMPETITIONS —●

MARIE SPAGNOLETTI

### WOMEN'S NATIONAL PREMIER LEAGUE (WNPL)

The 2021 season was very successful with entertaining football being played throughout the year by all eight teams. The last regular round of the season determined who would be crowned League Premiers, who would face relegation and who would snatch the last finals spot. Salisbury Inter were crowned League Premiers finishing four points clear from West Adelaide who ended the season in second spot.

The first week of WNPL Finals Series saw Salisbury Inter book their place in the Grand Final after a stunning 6-1 win over West Adelaide in the Qualifying Final. In the elimination final Adelaide City narrowly defeated NTC SA 2-1. Week two of the WNPL Finals Series saw West Adelaide regain their form against Adelaide City with a convincing 4-0 win and earn their spot in the WNPL Grand Final.

The Women's National Premier League and Reserves Grand Final was held on Saturday 23 October at SA's Premier Football Venue - The Summit Sport and Recreation Park, Mt Barker. The showcase of Women's Football commenced with NTC SA being crowned as WNPL Reserves Champions with a 5 - 1 win over West Adelaide, which was then followed by the second leg of the WNPL and WSL Promotional Play off with Fulham victorious over WT Birkalla over the two-legs. The day's festivities culminated with a thrilling Grand Final between Salisbury Inter and West Adelaide. Salisbury Inter claimed their first WNPL Championship coming from behind to defeat West Adelaide 3-2. West Adelaide led twice in the match before the game was levelled late by a goal from Dragana Klajic in the 87th minute and Maria Jose Rojas finding the winner three minutes from time. Emily Condon from Salisbury Inter earned the Player of the Match honours on the day. Over 1700 people attended Mount Barker throughout the day to see an entertaining match fitting of a season full of memorable moments.

Salisbury Inter had a remarkable season making history for their club by claiming all three trophies on offer, League Premiers, League Champions and the WNPL and WSL Cup. Salisbury Inter defeated Metro United 3-1 in the final of the WNPL and WSL Cup to win their first major honours in their history. Over 1300 fans flocked to VALO Football Centre on Sunday 22 August 2021 for a full day of Women's Cup Football action with many staying behind for the showcase match between two strong women's club from the northern suburbs of Adelaide.

## COMPETITIONS —

- 16 The 2021 WNPL Pre-season Cup enabled teams to prepare for the upcoming season against quality opponents at high quality facilities. The 2021 Pre-Season Cup was won by West Adelaide over Salisbury Inter thanks to an exciting penalty shootout.

The Shirley Brown Medal (WNPL Player of the year) was a close contest, with Chelsie Dawber (Adelaide City) finishing top of the leader board by 2 points ahead of Maria Jose Rojas (Salisbury Inter). Chelsie played 12 games and sustained an injury late in the season but managed to hang on and take out the prestigious award.

### WOMEN'S STATE LEAGUE (WSL)

The Women's State League (WSL) was reintroduced in 2021 and complemented Football SA's Elite female pathway with the Women's National Premier League (WNPL). The league consisted of eight teams which created increased opportunities for senior women to participate at the highest level in South Australia. The WSL was hugely successful with Modbury Vista going undefeated for the season finishing four points clear of second placed WT Birkalla and gained promotion to the WNPL for the 2022 Season. The 2021 WSL Pre-season cup enabled the teams to prepare for the upcoming season. The Pre-season Cup was won by Modbury Vista over WT Birkalla. The entertaining game of pre-season football finished with a 3-1 score line.



## 2022 COMPETITION

The 2022 Senior Women Competition structure will change and will consist of:

Women's National Premier League 10 Teams  
Women's State League 10 Teams

In the lead up to the FIFA Women's World Cup 2023 the sport will continue to experience rapid growth in participation. Football SA is committed to increasing pathway opportunities for females in South Australia to play at the elite level.

## COMMUNITY AND JUNIOR GIRLS

The Junior girls season saw a total of 72 teams across 8 leagues between Under 13's and Under 17's with a 10% increase in team numbers from 2020. Girls only MiniRoos teams again grew in 2021, with a total of 51 teams across U7, U9 and U11 age groups, with a total 13% increase. It is fantastic to see many clubs showing great commitment to the development of girl's football, beginning with the MiniRoos aged players. Many clubs looked to build their base with the aim of growing the girls and women's game. Southern Breakers and Seaford Rangers introduced a girls' team to their club in the 2021 Season resulting in a total of 203 girls and women teams across 58 Clubs.

Throughout the 2021 season, there were many standout statistics. Congratulations to Salisbury Inter, who took home the Division 1 title, only losing 1 match. Croydon FC, winning Division 2 and Elizabeth Downs, winning Division 5 both undefeated for the year. In our Junior Girls leagues there were several teams that won their league undefeated including Football SA U14 girls in the Under 17 Red, Adelaide Jaguars in the Under 17 Blue, Adelaide Hills Hawks in the Under 15 Blue and Campbelltown City in the Under 13 Blue. Two teams only lost 1 match for the year, and they were South Adelaide in the Under 15 Purple and Adelaide University SC in the Under 13 Red. Congratulations to all teams on their fantastic achievements.

The 2021 Girls and Women's Cup finals were held at VALO Football Centre on 22 August where we saw Fulham United win the Under 13 Girls Cup, Adelaide City win the Under 15 Girls Cup and the Football SA Under 14 Girls win the Under 17's Girls Cup. Salisbury Inter Division 1 team claimed the Division 1/2/3 Cup and Croydon FC Division 4 team claimed the Division 4/5/6 Cup.

The 2021 season was very exciting and successful, it is a testament to the hard work, time, and commitment many volunteers have to their clubs. Football SA appreciates the effort of these individuals that contribute to providing football opportunities for girls and women.







# JUNIOR COMPETITIONS



## COMPETITIONS —●

DANIEL SCORSONELLI

### JUNIOR PREMIER & STATE LEAGUES

The first competitive fixtures of the 2021 Junior Premier League (JPL) and Junior State League (JSL) seasons commenced on the 14 March with the final matches being played on 3 October.

The 2021 season did not go without disruptions, the snap COVID-19 lock down in July resulted in no junior football for 2 weeks. To ensure we completed a full season, games were moved to available weekends and mid-week. This resulted in numerous games over a short period of time; all clubs, players, coaches, volunteers, and parents showed a great amount of cooperation and flexibility to ensure these games could get played.

Across all junior boy's leagues there was a total of 279 teams registered in Football SA competitions which is an increase of 11 teams from the 2020 season.

2021 provided many challenges but also brought with it many highlights, including the introduction of new clubs in Football SA junior competitions. We welcomed two new clubs to the Junior State League: Adelaide Atletico with their U12's and U16's and Barossa United Soccer Club U12, U13, U14 and U16's with a combined total of 10 new teams across these age groups.

Despite the disruption during the season the Junior Premier and State Leagues comprised of a minimum of 18 matches through to 22.

### 2021 SPORTSPOWER ZORICH GROUP JUNIOR CUP

This year's Junior Cup competition commenced on 26 September and was held at Summit Sport and Recreation Centre for the first time. This event was a great opportunity to show the state-of-the-art facility which was the perfect venue to bring together all players, coaches, match officials, volunteers, and parents to celebrate another difficult but rewarding season.

The cup final started slightly later than previous years to allow sufficient travel time to Mount Barker with the first game kicking off at 9:30am. It was the perfect day to watch football which as reflected by having approximately 1800 people come through the gates.

The day entailed 6 Sportspower Zorich Junior Cup finals with staggered kick-offs to allow all spectators to catch all the last-minute drama from across the games. Of the 6 clubs participating in the finals, 5 left the day as champions with MetroStars the only club to be crowned 'double champions' from their U13 & U16 victories.





## COMPETITIONS —

### U12 Junior Cup Final

Raiders FC 1 [#7 Kaspar Kuzman]

V Cumberland United 4 [#24 Tempfar Lomloy, #23 Emerson Kidd, #15 Lewis Bushby, OG]

Best on Ground award: Tempfar Lomloy - Cumberland United

### U13 Junior Cup Final

MetroStars 2 [#18 Kristian D'Angelo, #14 Julian Ialeggio]

V West Adelaide 1 [#14 James Tolis]

Best on Ground award: Bailey Aistrop - MetroStars

### U14 Junior Cup Final

Adelaide Comets 0

V Adelaide City 0 (Adelaide Comets won 4-3 on penalties)

Best on Ground award: Vinko Stanisic - Adelaide Comets

### U15 Junior Cup Final

Adelaide Comets 0

V Raiders FC 1 [#11 Sujjad Nijadi]

Best on Ground award: Daniel Cruz - Raiders FC

### U16 Junior Cup Final

MetroStars 3 [#6 Alex Krzystoszek x2, #11 Daniel Savuoto]

V Raiders FC 0

Best on Ground award: Alex Krzystoszek - MetroStars

### U17 Junior Cup Final

Adelaide City 2 [#28 Buckley Konrad x2]

V MetroStars 2 [#17 Jaxon Cirocco, #12 Judd Panozzo]

Best on Ground award: Lucca Uhlmann - Adelaide City



## MINIROOS

Each year the MiniRoos numbers have been growing exponentially as players are becoming increasingly eager to play the game from a young age. Despite COVID-19, the initial numbers were up for all the age groups, U6 through to U11. The total number of teams that participated in MiniRoos leagues in 2021 was 359 teams - up from 333 teams in 2020.

This season there were five new clubs that entered the MiniRoos competition: Adelaide Atletico, Adelaide Khukuri, Barossa United, Ghan Kilburn City and Mount Barker United. The five clubs brought in a total of sixteen teams across their respective leagues.

The MiniRoos program is an essential pathway for clubs to further their junior programs and provide them with the foundations of football from the grass roots. The MiniRoos program has proven

to help clubs establish a sound base to their junior teams through the focus on learning fundamental new skills, being active and making life-long friends.

Although 2021 has been a different year with many hurdles, all of the clubs have shown us that their resilience and love for the game has remained unweathered.

## JUNIOR COACHING CONFERENCE

The 2021 Junior Coaching Conference was held on Monday 1 March, with a focus on match day performance during the 'Skill Acquisition' and 'Game Training' phases. A total of 43 coaches attended the junior coaching conference which was delivered by Football SA's Coach Education Manager Alec Wilson.

The Junior Coaching Conference was split into 2 parts, with the first 2 hours taking place in the theatre, and the last hour on the pitch at Valo Football Centre.

# FUTSAL COMPETITIONS



## FUTSAL

The 2021 futsal calendar commenced differently given the cancellation of the 2021 National Futsal Championships due to the pandemic. This however did not discourage numerous opportunities for players, coaches, and match officials to be involved locally.

## ACADEMY

Football SA continued with its Futsal Academy based at St Clair Recreation Centre on Tuesday evenings during the school term. 84 boys and girls participated throughout the year in weekly training sessions guided by some of our state futsal coaches. Our academy teams also participated in regular school holiday carnivals.

Our School Holiday Futsal Carnivals held in April, July and October have become a regular fixture on the futsal calendar, attracting up to 150 players per carnival. Each carnival was held across one day on multiple pitches at St Clair Recreation Centre with several matches for each of the participating teams of boys and girls from Under 10 through to Under 16's. A large contingent of clubs were represented including Cumberland United, Port Adelaide, South Adelaide, Vipers, Adelaide City, Adelaide Cobras, West Adelaide and Para Hills Knights to name a few.

## COUNTRY FUTSAL CHAMPIONSHIPS

On Monday 5 July 2021, Berri welcomed the much-anticipated return of the Football SA Country Futsal Championships.

The Riverland hosted the Championships for the second time (previously 2019), with the 2021 addition featuring nearly 100 players across 17 teams: boys and girls from Under 10's through to Under 17's.

Yorke Peninsula were represented by two teams and showed magnificent support for the day.

The Football SA Country Futsal Championships provide regional futsal associations with the opportunity to participate annually against various associations. In addition to this, players are identified to attend state trials in Adelaide later in the year with the potential for selection for Football SA State Futsal teams to participate at the Football Australia National Futsal Championships to be held in January the following year (postponed to April 2022).

The Football SA Country Futsal Championships also provide an opportunity for match officials both locally and from metro Adelaide to continue their

futsal referee development and potential pathway toward Football Australia National Futsal Championships.

Football SA would like to thank all players and team officials for their participation on the day. A special thank you must be offered to Riverland Futsal for their outstanding hospitality and organisation of the championships.

## STATE FUTSAL CHAMPIONSHIPS

The State Futsal Championships were held on Wednesday 15 December 2021 with junior boys, girls, youth men and women and AWD teams all participating across 5 various categories to be crowned Football SA's State Futsal Champions.

220 players, 15 match officials and countless team officials, volunteers, Football SA Staff, St Clair Recreation Centre staff and parents contributed to the fantastic spectacle. 5 pitches were in operation across the day with 80 matches being contested from early in the day

Thank you to all who participated throughout the day and made it the success that it was.

## FUTSAL COMPETITIONS

Many competitions took a hiatus in 2020 however were able to return this year which was fantastic. Our affiliated futsal bodies do an amazing job and coordinate competitions all year round for all futsal players of all ability. Football SA in 2022 will continue to work closely with our current affiliated members and look at ways to bring further clubs, leagues, and associations into the Football SA futsal family to provide futsal with the opportunity to develop and progress.

This year Football SA welcomed the John McVeity Centre and Lamerook Social Futsal Club as new affiliates, both offering futsal in their local area.

Riverland Futsal, Yorke Peninsula, Port Augusta, and Jamestown continue to drive futsal in regional areas of our state, with healthy competitions and some positive develop occurring.



group matches, to playoffs and finals to conclude proceedings.

Two of the five pitches were fortunate to be live streamed throughout the day courtesy of The Advertiser.

The State Futsal Championships are Football SA's precursor to the Football Australia National Futsal Championships held in January the following year. Many players who participate here go on to represent South Australia at the Nationals, with the next opportunity to represent the state being at the postponed 2022 Football Australia National Futsal Championships to be held on the Gold Coast in Queensland.

In metro Adelaide, Futsal SA continue to deliver a sound competition for seniors on Wednesday and Sunday evening all year round, and summer competitions from early October through finals mid-December.

Football SA would like to acknowledge all our futsal members and the tireless work that occurs behind the scenes, without your support, opportunities to participate, be that as a players, coach, referee or spectator would be near on impossible. Football SA looks towards next year as one with opportunities to progress futsal and consolidate what we already do.



# **EZPSSA** COMPETITIONS



## EASTERN ZONE PRIMARY SCHOOLS SOCCER ASSOCIATION

In 2021, The Eastern Zone Primary Schools Soccer Association (EZPSSA) signed an agreement with Football South Australia for a period of two years whereby Football SA will run the Primary School Football competitions in the Eastern Zone with the support of the committee.

After the 2020 season was cancelled due to the COVID-19 pandemic, the Eastern Zone Primary School Competition returned in 2021 under the auspice of Football SA for the first time in history.

The new affiliation saw 70 teams compete under the Football SA banner, catering for players from 7 years of age through to 12 and over in the senior division.

The competition was run across 3 venues, East Torrens Primary School (8s and 9s),

East Marden Primary School (10s) and Paradise Primary School (11's and Seniors)

This year's competition also provided the opportunity for SEDA Students to assist in the running of the competition, as they helped as matchday supervisors and Banksia Park Students were provided the opportunity to referee the Under 8's competition allowing both sets of students to gain valuable hands-on experience.

The 2021 league season finished on the 11th of September with the Cup Finals being conducted on 18th September for the Senior Divisions.

Football SA would like to thank the dedicated supervisors who have volunteered their time throughout the year to ensure the competition has been ran to a high standard week in week out, thank you to Aldo Perilli OAM, Gabby Vistoli, Robert Goodall, Jack Sierat, Greg Brodie, David Walker and President John Iannunzio.



### LEAGUE WINNERS

#### 12 Year+ Championship - Red Division

Winners St Joseph's Hectorville  
Runners Up St Joseph's Payneham

#### 12 Year+ Championship - Blue Division

Winners Linden Park  
Runners Up Marryatville

### CUP WINNERS

#### Graeme Young OAM Cup

Winner St Joseph's Hectorville Girls Blue  
Runner Up St Joseph's Hectorville Girls Gold

#### Jim Huffadine Cup

Winner St Joseph's Hectorville  
Runner Up Burnside

#### Bill Bell Cup

Winner Thorndon Park  
Runner Up Marryatville

### CUP FINAL RESULTS

Competition	Home Team	Score	Away Team	Score	Penalties
Bill Bell Cup	Marryatville	1	Thorndon Park	1	(4-5)
Graeme Young Cup	St Joseph's Girls Blue	2	St Joseph's Girls Gold	0	
Jim Huffadine Cup	Burnside	0	St Joseph's Hectorville	6	



# REFeree REPORT

There was a total of 300 match officials registered in the 2021 season.

Football SA serviced a number of affiliated competitions in 2021 and appointed to 90.4% of fixtures with a registered match official in 2021. In addition to Football SA administered competitions, match officials were also appointed to the Collegiate Soccer League, SA Masters League, Adelaide Hills Junior Soccer Association, Noarlunga & Districts Junior Soccer Association, Limestone Coast Football Association, Riverland Soccer Association and Whyalla Soccer Association. A COVID-19 affected season led to a significant number of mid-week games being added to referee appointments during the back half of the season, across senior and junior competitions and we want to acknowledge and thank those match officials who made themselves available for additional appointments. Football SA match officials additionally provided support to a number of school competitions including Sports Association for Adelaide Schools, School Sport SA, Intercol and SAPSASA. Football SA would like to thank the affiliated competitions and associations for their support and assistance with match official development in 2021.

The National Referee Training Programs continued to be delivered to the football community, including to clubs in club referee courses and schools in the Education through Football program. We welcomed 144 new referees to the laws of the game at level 4 courses across the state, including metropolitan Adelaide,

Whyalla, Adelaide Hills, Limestone Coast and Port Lincoln while 53 match officials sat courses to upgrade their accreditation. 14 people participated in the Futsal Laws of the Game course increasing the number of referees available for Social Futsal competitions around the state. We also welcomed 15 new referee coaches and assessors to our ranks through the level 3 assessor course.

In 2021 the Football SA Referee Academy continued to develop the next generation of match officials with specialised training and coaching both in person and virtually. 21 participants were a part of the academy in 2021 and were given the opportunity to develop their skills over a number of sessions including live video coaching with the NTC squads, a Q&A with a NPL Head Coach and session with an NPL player to help younger referees' understanding of senior football.

Bendigo Bank Community Referee of the Month and Community Referee of the Year allowed Football SA to acknowledge community match officials that go far and beyond what is expected at their level. Jarrod Toohey (March) received the first award for 2021 followed by Lincoln Herring (April), Riverland referee Callum Isaacs (May), Melissa Nininahazwe (June), Paul Duncan (July), Robby Anderson (August), and Juan Cruz Arrua (September). First year referee of the year and June Community Referee of the month Melissa Nininahazwe won the overall Bendigo Bank Community Referee of the year for 2021.

## 2021 FIFA & AFC PANELS

### Assistant Referees

Matthew Cream (FIFA/AFC Elite)

### Referee Assessor

Craig Zetter

### Referee Instructor

Craig Zetter

## FOOTBALL AUSTRALIA NATIONAL PANEL MATCH OFFICIAL APPOINTMENTS 2020-2021 SEASON

### Hyundai A-League

Daniel Elder	Referee
Paul Cetrangolo	Assistant Referee
Matthew Cream	Assistant Referee
Daniel Cook	Fourth Official
Craig Zetter	Video Assistant Referee (VAR)
Nathan Magill	Referee Assessor
Daniel Goodwin	Referee Assessor

### Westfield W-League

Isabella Blaess	Referee
Paula Orlandi	Assistant Referee
Craig Zetter	Referee Assessor
Michelle Smith	Referee Assessor
Daniel Goodwin	Referee Assessor

### Youth League

No youth league in 2020-2021





# FOOTBALL DEVELOPMENT REPORT

JAKE BRINDLEY

## EDUCATION THROUGH FOOTBALL

Education Through Football uses football as the vehicle to engage individuals with their education while gaining coaching and referee qualifications, providing them with tools and qualifications that can lead to casual/part-time employment opportunities through coaching and refereeing.

Banksia Park International High School piloted the program in 2021 with 143 students having access to all community level coaching accreditations that can be applied within the sporting sector while incorporating key educational links through literacy and numeracy tasks. A referee focus was also implemented at Cardijn College and Parafield Gardens High School.

Creating strong collaborations with select secondary schools, Education Through Football incorporates integrated learning to empower students through selecting a specialised football program to challenge and encourage growth of the individuals through the sporting sector. As part of this, students can obtain SACE credits which will go towards them obtaining an ATAR. The program encourages physical activity (performance phase) and provides a clear link to football communities allowing individuals to play, coach, referee, and gain experience in event management in Football SA endorsed competitions.

The Education Through Football program produced clear education outcomes with evidence of increased student attendance, students obtaining higher results in assignments and having a positive impact on students.

## REGIONAL PROGRAM

Regional Camp was held at West Beach in the April school holidays with over 80 players coming from all regional areas. 40 boys were selected to take part in the SDP carnival in July that saw players selected into the state programs for 2022. During the July holidays we held a second camp for the girl's program at Westminster School from here 32 girls were selected to take part in the State Development Programs (SDP) Carnival that took place in October. Girls have been selected into the full time and part time state program for 2022.



## FOOTBALL IN SCHOOLS

Football in Schools saw 51 schools with a total of over 1,250 participants in an after-school setting that were new to the game. 24% of these participants transitioned into clubs however when there is a clear community link with local clubs, the transition rate increases to **40%**. The high

transition rate when clubs are connected to the program is pleasing as it clearly indicates that creating strong community links with local schools and clubs can create a vehicle of change for developing our game and bringing new participants into a club/association setting.



# ALL ABILITIES AND INCLUSION FOOTBALL

FOOTBALL  
SOUTH  
AUSTRALIA

FOOTBALL  
SOUTH  
AUSTRALIA

## BEDFORD COMMUNITY LEAGUE

The third season of the Bedford Community League for athletes with disabilities was conducted at VALO Football Centre with 52 participants competing across 4 teams.

The round robin format created some spectacular high-scoring, end-to-end games which concluded with United Abilities Black and Orana reaching the Grand Final.

After another exciting game, United Abilities Black came away with the win and lifted the trophy for a third season in a row.

Football SA would like to acknowledge the Bedford Group for their partnership in this competition and look forward to working closely with them in the future.



## PHOENIX CUP

The Phoenix Cup in its 13th annual year was held at West Beach Football Park on Saturday December 4.

With an eight-team tournament we witnessed some great competitive matches. All teams playing in the spirit of the tournament.

Franz Theodore Keeper from Panorama United was on fire and won the Golden Gloves title with the most saves, while Xavier Whyte goalkeeper from United Abilities A gets a notable mention with a stellar performance also.

Coach Robert Pederchino from United Abilities A took out the Spirit of the Tournament award giving his shoes away to a player and coached the whole day in socks.

Best & Fairest Runner up went to Lions Dylan Shore who showed plenty of flair and ability on the park. The Player of the tournament made playing the game look effortless with her speed, fast feet and high-end ball skills and kicked a couple of goals in competitive conditions. Alysia Potts from Panorama United received an almighty cheer from the crowd when her name was announced as B&F winner.

Two players kicked eight goals, Ayden Brenton and Sam Mills from United Abilities A, but it was Brenton from Bradley Betten's Fun, Fitness & Friendship who won the Golden Boot when his team made it into the Grand Final match and he kicked the winning goal.

Bradley Betten's Fun, Fitness & Friendship team won the Championship against The Lions 1 v 0.

Thanks again to Bedford Group for supporting this event that gives everyone in our community an opportunity to get involved in our great game of Football.

## WALKING FOOTBALL

Walking Football is continuing to grow with over 200 participants involved in social programs in five hubs across

metropolitan Adelaide and one hub in a regional area in 2021.

These programs promote social, physical, and mental health benefits to all older South Australians. Walking Football is tailored to all ages and abilities regardless of their previous playing experience.

A key objective of Football South Australia for Walking Football is to increase intergenerational interaction by taking a 'whole of family' approach to include all ages, allowing grandparents to play with their children/grandchildren.



## EVERYBODY'S GAME PROJECT – ACH GROUP PARTNERSHIP

The Everybody's Game Project is a partnership between Football SA, ACH Group and Flinders University and is funded by the Australian Government Department of Social Services.

This program is aimed at people aged 30-65 who have had a stroke or who live with neurological conditions, to meet like-minded people, experience club life, and engage with the sport.

Everybody's Game Project was launched in November with Adelaide Comet's being the host club where we will look to provide clear physical and mental benefits through Walking Football, but on top of this it is important to provide a clear connection to our local football communities where the participants will feel about of the club and will have the opportunity to volunteer and immerse themselves into club life.

Football SA will be looking to engage two more clubs to get involved in the project to provide a clear social connection to our local football communities.

## CALD

In line with Football Australia's Legacy 23 enhancing CALD football initiatives, FSA has been working with international high schools across Adelaide to provide opportunities for CALD participants to participate in regular programs at minimal cost, please see schools below:

- Adelaide Secondary School of English
- Banksia Park International High School
- Underdale

Football SA worked with Tatiara Council to launch a Multicultural carnival for Harmony day with 140 participants (junior and senior) from 12 different countries taking part on the day. The carnival was based in Bordertown but attracted teams from Mount Gambier and surrounding areas, this was well received, and more councils are looking to get involved in the future.



# TECHNICAL REPORT

## GIRLS NATIONAL TRAINING CENTRE (NTC)

In Football SA's Women's National Premier League (WNPL) season, the NTC performed well despite having a young squad. The team qualified for the finals series after finishing fourth on the WNPL ladder which showed the resilience and competitiveness of the playing team. Emilia Murray was selected as the Female Rising Star at the Celebration of Football.

Four NTC squad members were selected in WNPL Team of the Year. Ella Tonkin, Emilia Murray, Abbey Burns and Zoe Tolland, all of which have been selected as full-time train on players for the 2021-2022 Adelaide United A-League Women squad. In addition, Abbey Burns has been offered a full scholarship by the University of Alabama in the NCAA Division 1, starting in July 2022.

Ella Tonkin has been given a contract with Adelaide United's A-League Womens squad for the 2021-2022 season. Ella Tonkin, who has been part of the Football SA NTC program since she was 11 years old earns her second consecutive contract for Adelaide United. Three NTC players are still to be offered a scholarship contract for the season 2021-2022, Emilia Murray, Abbey Burns and Zoe Tolland.

Three SA players were selected as part of Young Matildas camp for 2021, Inana Toovey, Abbey Burns, Ella Tonkin and seven players have been selected for the Junior Matildas Camp 2021, Camila Madriz, Lily Barber, Hayley Wellington, Claire Scarpin, Rubi Di Pieri, Grace Wilson, and Libby Davy.

Two former NTC players Charlotte Grant and Dylan Holmes debuted for Westfield Matilda's Head Coach Tony Gustavsson in 2021, with Charlotte Grant selected in the Olympics in Tokyo (2021).

## STATE SQUADS

These programs offer young players the chance to represent South Australia and showcase a playing style and model for football in South Australia for local clubs and coaches.

The Football SA female squads consist of U14, U15, U16 and U18 with the U14 and U15 age group competing in JPL U13 Boys competition, this gives the squad a challenge and a benefit in their development. The U16 and U18 NTC teams compete in WNPL and WNPL reserve competition.

The boys squads play in the U14, U15, U16, U17 JPL, and U18 NPL. This provides players the opportunity to play in a number of different age groups depending on their individual development needs.

The State Program provides a consistent approach and creates an environment that is both challenging and enjoyable for young players to improve as footballers and people, love what they do and stay in the game for as long as possible.

Playing in Football SA competitions tested players on different levels every week, particularly when facing older and physically stronger teams. This proved to be challenging at times, created learning opportunities and highlighted the importance of these programs for young players' development.

## FOOTBALL SA U16'S

The Football SA U16's Squad had a good season. The U16's completed the season 8th on the home and away ladder at the conclusion of the home and away season.

The U16's program also consisted of younger players, competing in the Under 16 Junior Premier League (JPL) Competition. Both teams completed their respective seasons mid-table.

The Adelaide United Reserve squad completed the 2021 Season 4th on the ladder using 22 players from the Football SA U16 squad, an indication of the depth and quality of this program.

7 players from the Football SA U16's have been offered contracts with Adelaide United Youth for 2022.

## FFA NATIONAL YOUTH CHAMPIONSHIPS (BOYS)

FFA made the decision to cancel the National Youth Championships for 2021 due to the COVID-19 pandemic.

## BOYS AND GIRLS STATE DEVELOPMENT PROGRAM (SDP) AND SKILL ACQUISITION PROGRAM (SAP)

The Football SA State Development Program continues to support the development of young players in South Australia and give players further opportunities. Players in the boy's program play in the July State Development Program Carnival, players in the girls program play in the October State Development Program Carnival

Players in the boy's program play in the July State Development Program Carnival, players in the girls program play in the October State Development Program Carnival

The Skill Acquisition Program (SAP) accelerates the development of players aged 9 to 12. It works on four core areas to develop technical skills: 1v1, first touch,

34 striking the ball, and running with the ball.

SAP has highly qualified coaches and provides more development opportunities. This year's SAP programs included around 265 players and 20 coaches.

The SAP program also gives opportunities to selected players to further develop their technical skills by taking part in the FSA part time programs throughout the year where players train and play with their clubs and can further develop their skills with an additional session once a week with highly qualified FSA coaches.

Girls and Boys programs were held at the completion of the club season from October through to December.

### COACH EDUCATION

Coach Education continues to grow, with the number of accredited coaches in the advanced pathway consistently increasing.

The education of coaches is crucial for the growth of the game. The Football South Australia / Football Australia (FA) courses provide local coaches with the best opportunities to equip themselves with the necessary skills to progress in their personal coaching journeys.

In 2021, over 560 coaches completed Community Courses, 176 coaches attended informal coaching workshops. This included 8 coach development events delivered in regional associations.

In a ground-breaking event, 2021 marked the commencement of the first AFC/FA 'A' Licence delivered in South Australia. This 12-month course commenced with 20 coaches attending the on-course learning blocks in both November (2 days) and December (3 days).

In addition, 304 coaches attended 11 CPD workshops, 17 coaches attended our 2021

B Licence and 61 coaches attended across two C Licence courses.

Finally, 2021 will be remembered as the first time all three advance pathway courses (A, B & C Licences) have been delivered within South Australia in the same calendar year.

### 2021 STATE COACHING CONFERENCE

This year's Football SA Annual State Coaching Conference saw a change of format, as we delivered a two-day conference at our new state of the art football centre at Mt Barker (Summit Sports & Rec Park) on Saturday 30 (Juniors) & Sunday 31 (Seniors) October.

This two-day delivery structure was designed to strengthen our ongoing commitment to provide age-appropriate learning opportunities and was attended by 140 coaches.

The conference keynote speaker was former Arsenal FC Rehabilitation Coordinator Tim Parham, who gave attendees an overview of how clubs can aid players returning from long term injuries.

Other notable presenters also included Dr Sam Elliot (Flinders University) who spoke about 'developing resilience in youth athletes' and 'understanding your leadership style to develop performance confidence'. Current Young Socceroos head physio Deane Stephens speaking about 'training loads and overuse injuries in adolescent players.' While current AUFC A-League (Womens) Head Coach Adrian Stenta delivered a practical session demonstrating applying a 'constraints-led approach to facilitate tactical learning'



## PLAYERS IDENTIFIED THROUGH FSA PROGRAMS (SINCE 2011)

Our vision continues to be long term and we are starting to see some positive results. It is pleasing to see a number of players that have been part of the Football South Australia programs receiving the opportunity at the top level of the game in Australia, with Adelaide United and other A-League Clubs as well as our NPL and WNPL Competition.

### MALE PLAYERS

#### National Premier Leagues

Adam D'Agostino (Campbelltown)	Carlo Armiento (Adelaide City)	Jacob Jones (Olympic)	Luis Benedetti (Metro)
Adam Martinello (Croydon)	Chris Skull (WT Birkalla)	Jacob Williams (Raiders)	Luke Frangakis (Metro)
Adam Piscioneri (Campbelltown City)	Christian Sotira (Blue Eagles)	Jake Halliday (Campbelltown)	Marc Marino (Campbelltown City)
Aladin Irabona (Adelaide City)	Clifford Maina (Olympic)	James Boffa (Adelaide City)	Marco Krantis (South Adelaide)
Alan Welsh (Adelaide Comets)	Cooper O'Donnell (Metro)	Jamie Signorello (Campbelltown)	Matthew Jones (Adelaide City)
Alex Solari (Adelaide Blue Eagles)	Cristian Aloisi (Adelaide City)	Jared Clark (Croydon)	Michael Gravas (Sturt Lions)
Alexander Woodlands (Adelaide Comets)	Damian Ljubic (Olympic)	Jayden Lobasso (Comets)	Nicholas Robinson (Adelaide City)
Anthony Mavrolambados (Comets)	Daniel Solari (Sturt Lions)	Jed Gauci (Adelaide City)	Nicholas Polli (WT Birkalla)
Anthony Costa (Adelaide City)	David Signore (Adelaide Olympic)	Joel Smith (South Adelaide)	Noah Benouzekri (Adelaide City)
Anthony Piscioneri (Campbelltown)	Dion Kirk (Raiders)	John Karatzas (West Adelaide)	Noah Blazeka (Raiders)
Anthony Trimboli (Adelaide Blue Eagles)	Dion Kirk (Campbelltown City)	Jok Akuen (Adelaide City)	Paul Radice (Croydon Kings)
Ariath Piol (Metro)	Dylan Pickert (Raiders)	Jonathon D'Arrigo (Adelaide City)	Ryan Wood (Blue Eagles)
Austin Ayoubi (Adelaide City)	Dylan Smith (Adelaide City/Green Gully)	Jordan Pudler (Adelaide City)	Samed Altundag (Sturt Lions)
Bailey Truscott (MetroStars)	Elvis Kamsoba (Melbourne Knights)	Julian Ionni (Campbelltown)	Shaun Harvey (Campbelltown)
Bradley Corbo (Adelaide City)	Habtamu Horne (Comets)	Kristin Konstandopoulos	Shaun Harvey (Campbelltown City)
Bradley Corbo (Adelaide City)	Jack Ellis (South Adelaide)	Kur Kur (Adelaide City)	Stefan Cali (Metro)
Cameron O'Doherty (Modbury)	Jack Yull (West Adelaide)	Liam Miller (Modbury Jets)	Zach Hristodouloupoulos (Adelaide Comets)

#### Adelaide United Youth Team

Adam Leombruno	Binyam Kebede	Ethan Alagich	Jason Konstandopoulos	Kyle Crout	Noah McNamara	Stanley Hlawin Ching
Aladin Irabona	Blake Carpenter	Ethan Cox	Jason Konstandopoulos	Lachlan Brook	Noah Smith	Steven Hall
Alec Maiolo	Bradley Ballentine	Fergus Lynch	Jasper Kelley	Liam Andijanto	Panagiotis Kikianis	Tommy Stokes
Alec Miaolo	Calum Campbell	Gideon Arok	Jasper Kelley	Marck Marino	Panashe Madanah	Vincenzo Carbone
Alexander Popovic	Charlie Devereux	Giuseppe Bovalina	Jaxson Bullen	Marck Ochieng	Patrick McGregor	Vongai Maizda
Apostolos	Christopher Vivian	Henry Lynch	Jean Paul Mbembe	Massimo Falco	Paul Wilson	Zak Waters
Stamatelopoulos	Cooper Nunn	Isaac Richards	Jordan Maricic	Michael Cittadini	Peter Katsambis	
Arbi Mollas	Daniel Bressan	Jai King-Byrne	Jordan Maricic	Morgan Evans	Rastko Ljubic	
Bailey O'Neill	Daniel Margush	Jai King-Byrne	Jordan O'Doherty	Musa Toure	Riley McGree	
Bailey Truscott	David Mapstone	Jaiden Diamantis	Kane Vidmar	Nicholas Pedicini	Ryan Yates	
Ben Warland	Domenic Costanzo	Jake Porter	Keshav Shrestha	Nicholas Samaras	Sotiris Phillis	

#### AIS/Joeys

Adam Leombruno (Joeys)	Charlie Mavros (AIS)	Ethan Cox (Joeys)	Joshua Barresi (AIS)	Melad Ahmad (AIS)	Tommy Stokes (Joeys)
Alexander Popovic (Joeys)	Charlie Devereux (AIS / Joeys)	Jacob Melling (AIS)	Lachlan Brook (AIS / Joeys)	Mohamed Toure (Joeys)	Zak Waters (AIS / Joeys)
Ben Warland (AIS / Joeys)	Joeys	Jasper Kelley (Joeys)	Louis D'Arrigo (AIS / Joeys)	Riley McGree (Joeys)	
Bernardo Oliveira (Joeys)	Christian Verbi (AIS)	Jay Barnett (AIS)	Marc Marino (AIS)	Ryan Yates (Joeys)	
Cameron O'Doherty (AIS)	Dylan Pickett (AIS)	John Karatzas (AIS)	Marco Krantis (Joeys)	Stefan Mauk (AIS, Joeys)	
Cameron O'Doherty (AIS)	Dylan Smith (AIS)	Jordan Pudler (AIS / Joeys)	Mark Ochieng (AIS / Joeys)	Teeboy Kamara (AIS / Joeys)	

#### A-League Men

Allan Welsh (Newcastle)	Dylan Smith (Adelaide United)	Joshua Barresi (Newcastle Jets)	Noah Smith (Adelaide United)
Ben Garuccio (Adelaide United)	Elvis Kamsoba (Melbourne Victory)	Kerrin Stokes (Melb City)	Raphael Rodrigues (Melb City)
Ben Warland (Adelaide United)	Jacob Melling (Adelaide United)	Kusini Yengi (Adelaide United)	Ryan Kitto (Adelaide United)
Bernardo Oliveira (Adelaide United)	Jay Barnett (Melb Victory)	Lachlan Brook (Adelaide United)	Taras Gomulka (Melb City)
Bernardo Oliveira (Adelaide United)	Joe Gauci (Adelaide United)	Luis Lawrie-Lattanzio (Melb Victory)	Teeboy Kamara (Adelaide United)
Brendon Borrello (Brisbane Roar)	Jonny Yull (Adelaide United)	Marc Marino (Melb Heart)	Yaya Dukuly (Adelaide United)
Carlo Armiento (Perth Glory)	Jordan Elsey (Adelaide United)	Mark Ochieng (Adelaide United)	
Daniel Margush (Adelaide United)	Jordan O'Doherty (Adelaide United)	Mohamed Toure (Adelaide United)	

#### Overseas

Awer Mabil (Socceroos/ Denmark)	Franz Pjetri (Albania/ Udinese)	Riley McGree (Socceroos/ Club Brugge)	Thomas Deng (Holland)
Brandon Borello (Dynamo Dresden)	Lachlan Brook (Brentford)	Stefan Mauk (Socceroos/ Holland)	

### FEMALE PLAYERS

#### A-League Women

Abbey Burns	Claudia Jenkins	Elysha Magor	Evelyn Goldsmith	Grace Abbey	Laura Johns	Racheal Quigley
Alex Chidiac	Dragana Kljajic	Emilia Murray	Gaby Bentley	Inana Toovey	Lauren Steer	Ruth Wallace
Cassie Tsoumbris	Dylan Holmes	Emily Condon	Georgia Campagnale	Isabel Hodgson	Matilda McNamara	Sarah Willacy
Charlotte Grant	Ebony Philcox	Emily Hodgson	Georgia Iannella	Jessica Waterhouse	Monique Iannella	
Cheyenne Hammond	Ella Tonkin	Emma Checker	Georgia Macri	Kristi Harvey	Nora Peat	

#### Westfield Matildas/Young Matildas

Abbey Burns	Charlotte Grant	Ella Tonkin	Emily Condon	Emma Checker	Grace Abbey	Monique Iannella
Alex Chidiac	Dylan Holmes	Emilia Murray	Emily Hodgson	Georgia Iannella	Inana Toovey	Nora Peat

#### U17 National Team

Alex Chidiac	Camila Madriz	Chelsie Dawber	Grace Abbey	Jessica Waterhouse	Lily Barber
--------------	---------------	----------------	-------------	--------------------	-------------

# 100 YEARS OF AUSTRALIAN WOMEN'S FOOTBALL

MARIE SPAGNOLETTI AND ELVIRA LIAPTSIS

The first recorded public women's football match was in front of 10,000 people at the GABBA on 24 September 1921, North Brisbane v South Brisbane.

From the pioneering women of the early 1970s, to the hundreds of thousands involved in playing, coaching, officiating and administration, the contribution of women in football is incalculable.

The participation of the women's game continues to grow and is vital to the continued growth of Football not only in South Australia, but nationally.

As Football SA heads into an exciting next couple of years for football in the

lead up to the FIFA Women's World Cup Australia & New Zealand 2023, Football SA is committed to continuing to make the game open, accessible and the sport of choice for women and girls.

The milestone day was celebrated nationally with Football SA having the centenary celebration at VALO Football Centre showcasing the state's best talent with the entire round of Women's National Premier League at the one venue on the same night.

All eight WNPL teams took to the pitch for the Round 20 Fixture on Friday 24 September. Each WNPL team wore

commemorative shirts specially designed to replicate the look and feel of the shirts worn 100 years ago. The centenary celebration included a MiniRoos and Junior Carnival prior to the commencement of the Round 20 fixtures.

Football South Australia's Vice President Jane Rathjen addressed the 1600 strong crowd highlighting the many football milestones achieved by women locally since 1978. Jane also launched the Football South Australia FIFA Women's World Cup 2023 Legacy Plan and encouraging the Football Family to help build a legacy together.







# AFRICAN NATIONS CUP

Football SA has managed the African Nations Cup since 2014, with 2021 signifying seven years that Football SA had been administering and managing the event, with no competition being held in 2020 due to COVID-19. There is no question that this event holds significant prestige and pride for the African Communities, as well as it is becoming an annual event for all football stakeholders.

In reviewing the event for 2021, it is evident that this is a very successful event reflective in the number of participants that register, the number of spectators that attend and the social media engagement.



## PREPARATION

In preparation for the 2021 African Nations Cup, Football SA conducted ongoing meetings with representatives of the African Community Council and a meeting with the Port Adelaide Enfield Council, with a representative from the African Community Council in attendance virtually. In addition to physical meetings, Football SA maintained ongoing communication with South Australian Police (SAPOL).

To address ongoing COVID 19 restrictions, a decision was made to conduct the event over two weekends at the Valo Football Centre from 12-14 and 19-21 November, the tournament had traditionally been conducted over the October long weekend, a four-day period. Increasing the event to six days, enabled matches to be scheduled over a longer period, reducing the number of teams at the venue at any one time, and in turn reducing the number of people that would be attending the venue at one time.



## THE EVENT

At the commencement of the event, 20 men's teams and three women's teams had registered to participate in the African Nations Cup.

<b>GROUP A</b>	1 South Sudan	2 Guinea	3 Togo	4 Kenya	5 Malawi
<b>GROUP B</b>	6 Ethiopia	7 Somalia	8 Nigeria	9 Zambia	10 Mali
<b>GROUP C</b>	11 Burundi	12 Rwanda	13 South Africa	14 Zimbabwe	15 Egypt
<b>GROUP D</b>	16 Liberia	17 Sierra Leone	18 DR Congo	19 Uganda	20 Sudan
<b>GROUP E</b>	21 Burundi (W)	23 Liberia (W)	24 South Sudan (W)		



## AFRICAN NATIONS CUP - MEN

The format of the men's competition consisted of 20 teams with the teams being drawn out across four groups. The draw for the competition was performed at a meeting of team representatives to provide transparency and to ensure allocation of teams in each group is based on previous standings.

The competition was scheduled across two weekends with teams in each group playing each other once during the group phase the first weekend, 12-14 November 2021. At the conclusion of the group stage, quarterfinals, semi-finals, and finals were conducted over the second weekend, 19-21 November 2021. Full details of the finals are outlined below:

### Quarter Finals

Quarter Final 1:	Winner of Group A	v	Second Placed Team in Group B
Quarter Final 2:	Winner of Group B	v	Second Placed Team in Group A
Quarter Final 3:	Winner of Group C	v	Second Placed Team in Group D
Quarter Final 4:	Winner of Group D	v	Second Placed Team in Group C

### Semi-Finals

The winning teams from the Quarter-Final games progress into the Semi-Finals.

Semi-Final 1:	Winner of QF 1	v	Winner of QF 4
Semi-Final 2:	Winner of QF 2	v	Winner of QF 3

### Grand Final and 3rd and 4th Playoff

The two winning teams from the semi-finals progress into the Grand Final, the two losing teams compete in the third and fourth play-off game:

3rd/4th Play-Off	Losing Team SF1	v	Losing Team SF2
Grand Final	Winning Team SF1	v	Winning Team S



As with most prominent competitions, there are always high expectations on specific teams and 2021 was no exception. Burundi, DR Congo, Liberia (2019 winners), Sierra Leone (2018 champions) and South Sudan were all expected to do well leading into the tournament. The competition draw ensured that one of these teams would not progress further than the group stage, with Group D being aptly named the group of death.

As it turned out, DR Congo was the team not to progress to the quarterfinals but as was expected, Burundi, Liberia, Sierra Leone, and South Sudan were affirmed the teams to beat. The quarterfinals saw the progression of Mali one of the new teams to enter the competition, as well as Nigeria, who had not qualified pass the group stages for many years.

All quarterfinal games, bar one, were close affairs, with Liberia and Burundi being decided by penalties. Mali unfortunately came up against South Sudan and despite an obvious size difference, were only defeated by the solitary goal. The two semi-final games were again very close contests with Guinea on the verge of their first final appearance but an injury time equalizer by Sierra Leone and then a winner in extra-time, saw Sierra Leone progress to another final, where they would meet Burundi who accounted for South Sudan by a single goal.

The Grand Final played between Sierra Leone and Burundi was restricted to capacity of 2700 due to COVID-19 requirements. To address the reduced spectator capacity, Football SA live streamed the Grand Final of both the Men and Women's Grand Final.

The Men's Grand Final turned out to be a very one-sided event, with Sierra Leone winning by six goals to nil and winning their second grand final in three years (with 2020 not played due to COVID-19). As with the end of all African Nations Cup Finals, the scenes were one of jubilation and excitement, with players and spectators alike, sharing in the celebrations.

#### Final Results

Champions:	Sierra Leone
Runner Up:	Burundi
3rd Place:	Guinea
4th Place:	South Sudan

## AFRICAN NATIONS CUP - WOMEN

The Women's African Nations Cup Tournament commenced with only three teams. The competition was conducted over the second weekend, 19-21 November 2021, with each team playing each other once and the top two teams progressing into the Grand Final.

Liberia and South Sudan progressed to the Grand Final. It was during the Grand Final that South Sudan made the unfortunate decision to play a player that was not only not registered but was not permitted to play due to having a disciplinary suspension. Due to this decision, South Sudan were required to forfeit the game and the final was awarded to Liberia.



## THE ENGAGEMENT

This event engages a wide cross section of stakeholders, with the following engagement being recorded from the event:

#### Physical Attendance

- Female Participants	<b>74</b>
- Male Participants	<b>440</b>
- Team Officials	<b>92</b>
- Spectators (over 6 days)	<b>18,000</b>

#### Social Media Engagement

- Grand Final Day Instagram likes, views & engagement	<b>21,441</b>
- Facebook promotional updates on Cover	<b>3,800</b>
- Match Day Guide views	<b>5,962</b>
- Livestream Grand Final Day	<b>2,600 views</b>



# CELEBRATION OF FOOTBALL

ELVIRA LIAPTIS

Saturday 6 November marked the annual Football South Australia's Awards Evening - the 2021 RAA Celebration of Football. The night was expertly hosted by Jarrod Walsh and Rosie Panetta at the Adelaide Convention Centre, the black-tie event welcomed over 900 guests from the Football Community, uniting and celebrating the 2021 season. The night opened with an outstanding and engaging Welcome to Country by Taylor Power-Smith which had everyone on their feet and opening song by Claudia Migliaccio.

Under the lights of the Adelaide Convention Centre's were legends of the game, past and present along with Hall of Fame Inductees Eric Norman, Tracey Jenkins and Tony Spagnoletti with nominated players and match officials of the night. Joining the football family were the integral members of the football community, the tireless and hardworking volunteers, family, and friends.

A series of awards were presented throughout the evening including the Men's and Women's Team of the Year, Under 18 and Reserve Premier and State League players of the year, as well as Referee's awards and Highest Goal Scorer Awards. The Bendigo Bank Community awards were presented on the evening, which recognises the valued contribution of volunteers, coaches, referees and clubs to the sport of football in South Australia.

Adelaide Blue Eagles, Hamish McCabe was awarded the prestigious Sergio Melt Medal National Premier League South Australia Player of the Year. Hamish polled 24 votes in total, 1 ahead of second placed Alex Mullen from Campbelltown City.

Adelaide City's Chelsie Dawber was awarded the Shirley Brown Women's Premier League Player of the Year for the 2021 season. Charlotte polled 23 votes throughout the season, only 1 point ahead of Salisbury Inter's Maria Jose Rojas.

Daniel Goodwin was awarded the Mike Ingham Referee of the Year while Liam Miller was named the Mick O'Malley Young Referee of the Year.

Three inductees into the South Australia Hall of Fame were named with Eric Norman, Tracey Jenkins and Tony Spagnoletti being rewarded for their years of service in football, entering the Hall of Fame as Hall of Honours members for outstanding contribution.

Football South Australia congratulates all winners from the event as well as all involved in the 2021 season.







#### TEAM OF THE YEAR

##### Goalkeeper

Lewis Moss Adelaide Olympic

##### Defenders

Lachlan Barr Adelaide City  
Matthew Halliday Adelaide City  
Adam Le Cornu Adelaide Comets  
Jake Halliday Campbelltown City

##### Midfielders

Alexander Mullen Campbelltown City  
Allan Welsh Adelaide Comets  
Kristin Konstandopoulos Adelaide Olympic

##### Forwards

Marc Marino Campbelltown City  
Jonathon Rideout South Adelaide  
Asad Kasumovic Adelaide City

#### Sergio Melta Medal -

#### The Top Ten Place getters were:

Hamish McCabe	Adelaide Blue Eagles	24
Alexander Mullen	Campbelltown City	23
Lachlan Barr	Adelaide City	19
Patrick Caraccia	Croydon Kings	19
Fabian Barbiero	MetroStars	19
Alexander Rideout	South Adelaide	18
Hamish Gow	MetroStars	17
Alexander Sortini	Sturt Lions	16
Joshua Mori	MetroStars	16
Gonzalo Rodriguez	Sturt Lions	16



HAMISH  
McCABE

#### PLAYER OF THE YEAR AWARD

##### SERGIO MELTA MEDAL

Hamish McCabe Adelaide Blue Eagles

#### COACH OF THE YEAR

##### MARTYN CROOK TROPHY

Paul Pezos Adelaide City

#### JOHN ALOISI RISING STAR

Thomas Giannakopoulos Adelaide Comets

#### GOLD BOOT AWARD

Marc Marino Campbelltown City

#### GOALKEEPER OF THE YEAR

##### PETER NIKOLICH TROPHY

Lewis Moss Adelaide Olympic

#### RESERVES PLAYER OF THE YEAR

##### CHARLIE CARUSO AWARD

Nikolas Ikononopoulos Adelaide Comets

#### UNDER 18 PLAYER OF THE YEAR

##### JOHN FRANCIS AWARD

Elian Pirone Adelaide Blue Eagles  
Ned Styles Cumberland United

# AWARD WINNERS

## STATE LEAGUE ONE AWARDS

#### PLAYER OF THE YEAR

##### BOB TELFER MEDAL

Daniel Ryan Playford City

#### COACH OF THE YEAR

Jason Trimboli West Torrens Birkalla

#### GOLD BOOT AWARD

##### MILAN IVANOVIC TROPHY

Joshua Farrell Playford City

#### GOALKEEPER OF THE YEAR

#### LES AVORY TROPHY

Deale Chamberlain White City

#### RESERVES PLAYER OF THE YEAR

##### LEN ALAGICH AWARD

Andrea Leonello Fulham United

#### UNDER 18s PLAYER OF THE YEAR

##### RAB JONES AWARD

Brayden O'Connor Modbury Jets

## STATE LEAGUE TWO AWARDS

#### PLAYER OF THE YEAR

James Skeffington Port Adelaide Pirates

#### COACH OF THE YEAR

Michael Matricciani Adelaide University

#### GOLD BOOT AWARD

Anthony Dimas Pontian Eagles

#### GOALKEEPER OF THE YEAR

Alex Tate Port Adelaide Pirates

#### RESERVES PLAYER OF THE YEAR

Emir Sahinovic Salisbury United

#### UNDER 18s PLAYER OF THE YEAR

Matthew Lill Adelaide University SC

## REFEREE AWARDS

#### YOUNG REFEREE OF THE YEAR

##### MICK O'MALLEY AWARD

Liam Miller

#### REFEREE OF THE YEAR

##### MIKE INGHAM AWARD

Daniel Goodwin

#### REFEREE RISING STAR

Tom Brinkworth

## WOMEN'S STATE LEAGUE AWARDS

#### PLAYER OF THE YEAR

##### ANNE SERGEANT MEDAL

Kelly Tataryn Modbury Vista

#### COACH OF THE YEAR

Joel Porter Flinders Flames

#### GOLD BOOT AWARD

Kelly Tataryn Modbury Vista

#### GOALKEEPER OF THE YEAR

Abbey McCarthy Modbury Jets

**Shirley Brown Medal -  
The Top Ten Place Getters were:**

Chelsie Dawber	Adelaide City	23
Maria Jose Rojas Pino	Salisbury Inter	22
Emily Condon	Salisbury Inter	20
Yuka Sasaki	Adelaide Comets	17
Nicole Tilley	West Adelaide	17
Valeria Guajardo	Adelaide Comets	16
Laura Johns	West Adelaide	16
Mina Nishitani	Salisbury Inter	15
Nicole Calder	Salisbury Inter	14
Fiona Worts	Fulham United	13


**CHELSEIE  
DAWBER**
**TEAM OF THE YEAR**

<b>Goalkeeper</b>	
Sarah Willacy	West Adelaide
<b>Defenders</b>	
Emily Hodgson	West Adelaide
Nicole Calder	Salisbury Inter
Abbey Burns	Football SA NTC
Zoe Tolland	Football SA NTC
<b>Midfielders</b>	
Nano Sasaki	Adelaide Comets
Ella Tonkin	Football SA NTC
Yuka Sasaki	Adelaide Comets
<b>Forwards</b>	
Emily Condon	Salisbury Inter
Emilia Murray	Football SA NTC
Maria Jose Rojas Pino	Salisbury Inter


**PLAYER OF THE YEAR**

**SHIRLEY BROWN MEDAL**  
Chelsie Dawber Adelaide City

**COACH OF THE YEAR**

**BOB BUSH TROPHY**  
Michele Lastella Football SA NTC

**FEMALE RISING STAR**

Emilia Murray Football SA NTC

**GOLD BOOT AWARD**

Maria Jose Rojas Pino Salisbury Inter

**GOALKEEPER OF THE YEAR**

Sarah Willacy West Adelaide

**RESERVE PLAYER OF THE YEAR**

Alana Lanuzza Adelaide University SC


**LES  
POGLIACOMI**

**NAOMI  
DALWOOD**

**MELISSA  
NININHAZWE**

**BENDIGO BANK AWARDS**
**BENDIGO BANK COMMUNITY COACH OF THE YEAR**

Les Pogliacomini Campbelltown City

**BENDIGO BANK COMMUNITY VOLUNTEER OF THE YEAR**

Naomi Dalwood Salisbury United

**BENDIGO BANK COMMUNITY CLUB OF THE YEAR**

Elizabeth Grove

**BENDIGO BANK COMMUNITY REFEREE OF THE YEAR**

Melissa Nininahazwe

**COMMUNITY AND GROUP AWARDS**
**WOMEN'S DIVISION 6 SOUTH PLAYER OF THE YEAR**

Florence Russell Sturt Lions

**WOMEN'S DIVISION 6 NORTH PLAYER OF THE YEAR**

Shannon Chomik Angle Vale

**WOMEN'S DIVISION 5 PLAYER OF THE YEAR**

Matika Hilliard-Faulkner Elizabeth Downs

**WOMEN'S DIVISION 4 PLAYER OF THE YEAR**

Jordan Lambert Seymour  
Tayla Stabile Croydon Kings

**WOMEN'S DIVISION 3 PLAYER OF THE YEAR**

Elizabeth Dodds Uni SA

**WOMEN'S DIVISION 2 PLAYER OF THE YEAR**

Siri Stewart Croydon Kings

**WOMEN'S DIVISION 1 PLAYER OF THE YEAR**

Leah Noto Salisbury Inter




RAA National Premier League Champions 2021  
Adelaide City



Women's National Premier League Champions 2021  
Sailisbury Inter



State League 1 League Champions 2021  
White City



State League 2 League Champions 2021  
Adelaide University



# FINANCIAL STATEMENTS

## FINANCIAL STATEMENTS

### STATEMENT OF SURPLUS OR DEFICIT AND OTHER COMPREHENSIVE INCOME for the Year Ended 31 December 2021

	NOTE	2021 \$	2020 \$
Grant revenue	2	7,885,289	7,735,028
Other revenue	2	6,052,704	3,977,615
<b>Total revenue</b>		<b>13,937,993</b>	<b>11,712,643</b>
Employee benefits expenses		(1,947,706)	(2,017,225)
Administrative expenses		(707,969)	(513,218)
Competition expenses		(2,055,990)	(1,469,102)
Facility Funding expenses		(7,353,761)	(6,220,314)
Training and development expenses		(305,797)	(207,813)
Facility expenses		(270,615)	(147,604)
FFA expenses		(558,191)	(466,698)
Other expenses		(139,709)	(109,683)
Finance costs		(34,024)	(21,056)
Depreciation expenses		(375,478)	(351,712)
<b>Current year surplus/(deficit)</b>	3	<b>188,753</b>	<b>188,218</b>
Other comprehensive income		-	-
<b>Total comprehensive income for the year</b>		<b>188,753</b>	<b>188,218</b>

### STATEMENT OF FINANCIAL POSITION as at 31 December 2021

	NOTE	2021 \$	2020 \$
<b>CURRENT ASSETS</b>			
Cash and cash equivalents	5	4,772,637	5,413,434
Accounts and other receivables	6	541,939	1,070,426
Inventories on hand		36,929	58,493
Financial assets at amortised cost	7	372,522	-
Other current assets	8	28,681	240,397
<b>Total Current Assets</b>		<b>5,752,708</b>	<b>6,782,750</b>
<b>NON-CURRENT ASSETS</b>			
Property, plant and equipment	9	3,920,605	4,207,612
Right of use asset	10	384,299	307,694
<b>Total Non-Current Assets</b>		<b>4,304,904</b>	<b>4,515,306</b>
<b>TOTAL ASSETS</b>		<b>10,057,612</b>	<b>11,298,056</b>
<b>CURRENT LIABILITIES</b>			
Accounts and other payables	11	1,356,225	3,011,194
Income in advance		642,303	444,766
Unexpended grants		1,952,305	2,049,133
Employee provisions	12	443,096	402,118
Lease liability	13	43,382	40,995
<b>Total Current Liabilities</b>		<b>4,437,311</b>	<b>5,948,206</b>
<b>NON-CURRENT LIABILITIES</b>			
Employee provisions	12	67,732	69,674
Lease liability	13	370,748	287,108
<b>Total Non-Current Liabilities</b>		<b>438,480</b>	<b>356,782</b>
<b>TOTAL LIABILITIES</b>		<b>4,875,791</b>	<b>6,304,988</b>
<b>NET ASSETS</b>		<b>5,181,821</b>	<b>4,993,068</b>
<b>EQUITY</b>			
Retained surplus		4,721,821	4,608,068
Capital replacement reserve	16	460,000	385,000
<b>TOTAL EQUITY</b>		<b>5,181,821</b>	<b>4,993,068</b>

### STATEMENT OF CHANGES IN EQUITY for the Year Ended 31 December 2021

	RETAINED SURPLUS \$	CAPITAL REPLACEMENT RESERVE \$	TOTAL \$
Equity as at 1 January 2020	4,674,850	130,000	4,804,850
Surplus/(deficit) for the year	188,218	-	188,218
Transfer (to)/from capital reserve	(255,000)	255,000	-
Equity as at 31 December 2020	4,608,068	385,000	4,993,068
Equity as at 1 January 2021	4,608,068	385,000	4,993,068
Surplus/(deficit) for the year	188,753	-	188,753
Transfer (to)/from capital reserve	(75,000)	75,000	-
Equity as at 31 December 2021	4,721,821	460,000	5,181,821

### STATEMENT OF CASH FLOWS for the Year Ended 31 December 2021

	NOTE	2021 \$	2020 \$
<b>CASH FLOWS FROM OPERATING ACTIVITIES:</b>			
Cash receipts and grants in the course of operations		14,689,415	6,187,002
Cash payments in the course of operations		(14,852,522)	(8,860,672)
Finance costs paid		(15,467)	(9,007)
Interest received		4,100	13,424
<b>Net cash provided by/(used in) operating activities</b>	17	<b>(174,474)</b>	<b>(2,669,253)</b>
<b>CASH FLOWS FROM INVESTING ACTIVITIES:</b>			
Payments for term deposits		(372,522)	-
Proceeds from term deposits		-	-
Payments for plant and equipment		(34,560)	(239,262)
Receipts from disposal of plant and equipment		8,317	1,348
<b>Net cash provided by/(used in) investing activities</b>		<b>(398,765)</b>	<b>(237,914)</b>
<b>CASH FLOWS FROM FINANCING ACTIVITIES:</b>			
Payment of lease liabilities		(67,558)	(23,851)
<b>Net cash provided by/(used in) financing activities</b>		<b>(67,558)</b>	<b>(23,851)</b>
<b>Net increase/(decrease) in cash held</b>		<b>(640,797)</b>	<b>(2,931,018)</b>
Cash at the beginning of the financial year		5,413,434	8,344,452
<b>Cash at end of financial year</b>	5	<b>4,772,637</b>	<b>5,413,434</b>

The accompanying notes form part of the financial statements

### NOTES TO THE FINANCIAL STATEMENTS For the year ended 31 December 2021

#### NOTE 1 Summary of Significant Accounting Policies

##### Basis of Preparation

The financial statements are special purpose financial statements prepared in order to satisfy the financial reporting requirements of the South Australian Associations Incorporation Act 1985. The directors have determined that the association is not a reporting entity.

The financial statements, except for the cash flow information, have been prepared on an accruals basis and are based on historical costs, modified, where applicable, by the measurement at fair value of selected non-current assets, financial assets and financial liabilities. The amounts presented in the financial statements have been rounded to the nearest dollar. The following significant accounting policies, which are consistent with the previous period unless stated otherwise, have been adopted in the preparation of these financial statements.

##### Accounting Policies

###### (a) Income Tax

The Association is not subject to income tax and therefore no income tax expense or income tax payable is shown in the financial statements

**(b) Property, Plant and Equipment**

Plant and equipment are measured on the cost basis and are therefore carried at cost less accumulated depreciation and any accumulated impairment losses. In the event the carrying amount of plant and equipment is greater than its estimated recoverable amount, the carrying amount is written down immediately to its estimated recoverable amount and impairment losses recognised in surplus or deficit. A formal assessment of recoverable amount is made when impairment indicators are present (refer to Note 1(f) for details of impairment)

**Depreciation**

The depreciable amount of all fixed assets, including buildings and capitalised lease assets, is depreciated on a diminishing value basis over the asset's useful life commencing from the time the asset is held ready for use. Leasehold improvements are depreciated over the shorter of either the unexpired period of the lease or the estimated useful lives of the improvements.

The depreciation rates used for each class of depreciable asset are:

Leasehold Improvements	5.0%
Motor Vehicles	17.5%
Plant & Equipment	7.5% to 50%

The assets' residual values and useful lives are reviewed and adjusted, if appropriate, at the end of each reporting period.

Gains and losses on disposals are determined by comparing net proceeds with the carrying amount. These gains and losses are recognised in surplus or deficit in the period in which they occur.

**(c) Right of Use Assets**

A right-of-use asset is recognised at the commencement date of a lease. The right-of-use asset is measured at cost, which comprises the initial amount of the lease liability, adjusted for, as applicable, any lease payments made at or before the commencement date net of any lease incentives received, any initial direct costs incurred, and an estimate of costs expected to be incurred for dismantling and removing the underlying asset, and restoring the site or asset.

Right-of-use assets are depreciated on a straight-line basis over the unexpired period of the lease or the estimated useful life of the asset, whichever is the shorter. Where the Association expects to obtain ownership of the leased asset at the end of the lease term, the depreciation is over its estimated useful life. Right-of-use assets are subject to impairment or adjusted for any re-measurement of lease liabilities.

The Association has elected not to recognise a right-of-use asset and corresponding lease liability for short-term leases with terms of 12 months or less and leases of low-value assets. Lease payments on these assets are expensed to the statement of surplus or deficit and other comprehensive income as incurred. The Association has also elected not to recognise a right-of-use asset at fair value its peppercorn leases.

**(d) Lease Liabilities**

A lease liability is recognised at the commencement date of a lease. The lease liability is initially recognised at the present value of the lease payments to be made over the term of the lease, discounted using the interest rate implicit in the lease or, if that rate cannot be readily determined, the Association's incremental borrowing rate. Lease payments comprise of fixed payments less any lease incentives receivable, variable lease payments that depend on an index or a rate, amounts expected to be paid under residual value guarantees, exercise price of a purchase option when the exercise of the option is reasonably certain to occur, and any anticipated termination penalties. The variable lease payments that do not depend on an index or a rate are expensed in the period in which they are incurred.

Lease liabilities are measured at amortised cost using the effective interest method. The carrying amounts are re-measured if there is a change in the following: future lease payments arising from a change in an index or a rate used; residual guarantee; lease term; certainty of a purchase option and termination penalties. When a lease liability is re-measured, an adjustment is made to the corresponding right-of-use asset, or to surplus or deficit if the carrying amount of the right-of-use asset is fully written down

**(e) Financial Assets at Amortised Cost**

Financial assets at amortised cost are initially measured at fair value. Transaction costs are included as part of the initial measurement. Financial assets at amortised cost are classified as such based on the Association's business model in which the assets are held to collect solely payments of principal and interest.

Financial assets at amortised cost are derecognised when the rights to receive cash flows have expired or have been transferred and the Association has transferred substantially all the risks and rewards of ownership. When there is no reasonable expectation of recovering part or all of the financial asset, its carrying value is written off

**(f) Impairment of Assets**

At the end of each reporting period, the association assesses whether there is any indication that an asset may be impaired. If such an indication exists, an impairment test is carried out on the asset by comparing the recoverable amount of the asset, being the higher of the asset's fair value less costs to sell and value in use, to the asset's carrying amount. Any excess of the asset's carrying amount over its recoverable amount is recognised immediately in surplus or deficit.

Where it is not possible to estimate the recoverable amount of an individual asset, the association estimates the recoverable amount of the cash-generating unit to which the asset belongs.

Where the future economic benefits of the asset are not primarily dependent upon the asset's ability to generate net cash inflows and when the entity would, if deprived of the asset, replace its remaining future economic benefits, value in use is determined as the depreciated replacement cost of an asset

**(g) Employee Benefits**
**Short-term employee benefits**

Provision is made for the association's obligation for short-term employee benefits. Short-term employee benefits are benefits (other than termination benefits) that are expected to be settled wholly before 12 months after the end of the annual reporting period in which the employees render the related service, including wages, salaries and sick leave. Short-term employee benefits are measured at the amounts expected to be paid when the obligation is settled.

**Other long-term employee benefits**

Provision is made for employees' annual leave entitlements not expected to be settled wholly within 12 months after the end of the annual reporting period in which the employees render the related service. Other long-term employee benefits are measured at the present value of the expected future payments to be made to employees. Expected future payments incorporate anticipated future wage and salary levels, durations of service and employee departures, and are discounted at rates determined by reference to market yields at the end of the reporting period on corporate bonds that have maturity dates that approximate the terms of the obligations. Any remeasurements of obligations for other long-term employee benefits for changes in assumptions are recognised in surplus or deficit in the periods in which the changes occur.

The association's obligations for long-term employee benefits are presented as non-current provisions in its statement of financial position, except where the association does not have an unconditional right to defer settlement for at least 12 months after the reporting date, in which case the obligations are presented as current provisions

**(h) Cash and Cash Equivalents**

Cash and cash equivalents include cash on hand, deposits held at-call with banks, other short-term highly liquid investments with original maturities of three months or less, and bank overdrafts.

**(i) Accounts Receivable and Other Debtors**

Accounts receivable and other debtors include amounts due from members as well as amounts receivable from customers for goods sold in the ordinary course of business. Receivables expected to be collected within 12 months of the end of the reporting period are classified as current assets. All other receivables are classified as non-current assets.

Accounts receivable are initially recognised at fair value and subsequently measured at amortised cost using the effective interest method, less an allowance for expected credit losses.

**(j) Revenue Recognition****Facility Funding**

Facility development funds are recognised in surplus or deficit in the period in which the associated costs are incurred. Funds received in advance are recognised as a liability until costs are incurred and revenue is recognised.

**Grant Revenue**

Grant revenue is recognised in surplus or deficit in the period in which associated costs are incurred.

**Donations**

Donations and bequests are recognised as revenue when received.

**Interest Income**

Interest income is recognised using the effective interest method, which for floating rate financial assets is the rate inherent in the instrument.

**Services Revenue**

Revenue from rendering services is recognised over time as the services are rendered and the performance obligation is satisfied.

- Application for all publicly available Federal, State and Local Government Subsidies, including the JobKeeper wage subsidy; and
- Reduction in certain fixed and variable costs.

As reflected in the financial reports, COVID-19 has not had a material impact on the measurement of income or expenditure.

**(p) Comparative Figures**

When required by Accounting Standards or for improved presentation of the financial report, comparative figures have been adjusted to conform to changes in presentation for the current financial year.

**NOTE 2 Revenue and Other Income**

	2021 \$	2020 \$
<b>GRANT REVENUE</b>		
Football Federation Australia	157,428	-
Facility Funding	7,353,761	6,220,314
Other State & Federal Government Grants	247,500	339,349
Government Grants (COVID-19)	114,600	623,500
SA Government Jobs & Community Fund	-	490,000
Other Funding	12,000	61,865
	<b>7,885,289</b>	<b>7,735,028</b>

	2021 \$	2020 \$
<b>OTHER REVENUE</b>		
Club Fees	444,995	12,000
Player Fees	1,739,482	1,226,881
Sponsorship Income	505,641	394,891
Sponsorship Asset Contribution	-	147,354
Catering, Bar & Canteen	244,565	186,569
Ground Hire	528,843	355,460
Competition Income	673,138	436,402
Referee Income	980,581	573,525
Coaching Income	183,214	109,934
Development Income	402,228	393,711
Interest	4,100	13,424
Other Income	345,917	127,464
	<b>6,052,704</b>	<b>3,977,615</b>
	<b>13,937,993</b>	<b>11,712,643</b>

**NOTE 3 Surplus/(Deficit) from Operating Activities**

Surplus/(deficit) from ordinary activities has been determined after:

	2021 \$	2020 \$
<b>(A) FINANCE COSTS</b>		
Interest charges paid on lease liabilities	14,193	12,049
Other finance costs	19,831	9,007
	<b>34,024</b>	<b>21,056</b>
<b>(B) DEPRECIATION EXPENSES</b>		
Depreciation on property, plant and equipment	317,055	326,797
Depreciation on right-of-use assets	58,423	24,915
	<b>375,478</b>	<b>351,712</b>
<b>(C) LEASE EXPENSES</b>		
Short-term lease payments	55,595	51,782
Low-value assets lease payments	-	-
	<b>55,595</b>	<b>51,782</b>

**NOTE 4 Auditor's Remuneration**

	2021 \$	2020 \$
Remuneration of the auditors for: - audit of the financial report	12,900	12,300
	<b>12,900</b>	<b>12,300</b>

**(k) Inventories on Hand**

Inventories held for sale are measured at the lower of cost and net realisable value.

**(l) Goods and Services Tax (GST)**

Revenues, expenses and assets are recognised net of the amount of GST, except where the amount of GST incurred is not recoverable from the Australian Taxation Office (ATO).

Receivables and payables are stated inclusive of the amount of GST receivable or payable. The net amount of GST recoverable from, or payable to, the ATO is included with other receivables or payables in the statement of financial position.

Cash flows are presented on a gross basis. The GST components of cash flows arising from investing or financing activities which are recoverable from, or payable to, the ATO are presented as operating cash flows included in receipts from customers or payments to suppliers.

**(m) Accounts Payable and Other Payables**

Accounts payable and other payables represent the liabilities outstanding at the end of the reporting period for goods and services received by the association during the reporting period that remain unpaid. The balance is recognised as a current liability with the amounts normally paid within 30 days of recognition of the liability.

**(n) Provisions**

Provisions are recognised when the association has a legal or constructive obligation, as a result of past events, for which it is probable that an outflow of economic benefits will result and that outflow can be reliably measured. Provisions recognised represent the best estimate of the amounts required to settle the obligation at the end of the reporting period.

**(o) Critical Accounting Estimates & Judgements**

The Association evaluates estimates and judgments incorporated into the financial statements based on historical knowledge and best available current information. Estimates assume a reasonable expectation of future events and are based on current trends and industry data, obtained both externally and within the Association. Information about estimates and assumptions that have the most significant effect on recognition and measurement of assets, liabilities, income and expenses are provided below.

**Useful lives of depreciable assets**

Management reviews its estimate of the useful lives of depreciable assets at each reporting date based on the expected utility of assets. Uncertainties in the estimates relate to obsolescence that may change the utility of certain assets.

**COVID-19**

The impact of COVID-19 continued to have a significant impact on the Association during the year. The Association sought to continue to mitigate the financial impact on the organisation and the South Australian Football community by

## FINANCIAL STATEMENTS —

### 52 NOTE 5 Cash and Cash Equivalents

	2021 \$	2020 \$
Cash at bank	2,803,284	2,879,948
Short-term term deposits	1,775,126	2,341,600
Short-term term deposits - SAWSA funds	177,505	176,931
Cash on hand	16,722	14,955
	<u>4,772,637</u>	<u>5,413,434</u>

#### (A) RECONCILIATION OF CASH

Cash at the end of the financial year as shown in the cash flow statement is reconciled to items in the statement of financial position as follows:

Cash and cash equivalents	4,772,637	5,413,434
	<u>4,772,637</u>	<u>5,413,434</u>

Where possible, the Association takes advantage of higher rates of interest from terms deposits as offered by banks. In FY2021, a balance of short and medium term deposits were utilised.

The longer duration of the life of one term deposit has resulted in a balance of Financial Assets at Amortised Cost (refer Note 7), with the remaining short term deposits being presented as cash equivalents in accordance with accounting policies. These funds relate to the FSSA facility development program and are being drawn down upon as required.

### NOTE 6 Accounts and Other Receivable

	2021 \$	2020 \$
<b>CURRENT</b>		
Accounts receivable	525,264	1,052,372
Sundry debtors	27,240	31,023
	<u>552,504</u>	<u>1,083,395</u>
Less: Allowance for expected credit loss	(10,565)	(12,969)
	<u>541,939</u>	<u>1,070,426</u>

### NOTE 7 Financial Assets At Amortised Cost

	2021 \$	2020 \$
<b>CURRENT</b>		
Term Deposits	372,522	-
Term Deposits - SAWSA Funds	-	-
	<u>372,522</u>	<u>-</u>

### NOTE 8 Other Current Assets

	2021 \$	2020 \$
<b>CURRENT</b>		
Prepayments	1,593	83,178
Other current assets	-	335
GST receivable	27,088	156,884
	<u>28,681</u>	<u>240,397</u>

### NOTE 9 Property, Plant & Equipment

	2021 \$	2020 \$
Leasehold improvements	5,590,520	5,602,550
Less: accumulated depreciation	(1,769,490)	(1,503,889)
	<u>3,821,030</u>	<u>4,098,661</u>
Plant and equipment at cost	290,034	255,475
Less: accumulated depreciation	(204,917)	(169,400)
	<u>85,117</u>	<u>86,075</u>
Motor vehicles at cost	70,151	91,501
Less: accumulated depreciation	(55,693)	(68,625)
	<u>14,458</u>	<u>22,876</u>
Total property, plant and equipment	<u>3,920,605</u>	<u>4,207,612</u>

#### (a) Movements in Carrying Amounts

Reconciliations of the written down values at the beginning and end of the financial year are set out below:

	LEASEHOLD IMPROVEMENTS \$	PLANT & EQUIPMENT \$	MOTOR VEHICLES \$	TOTAL \$
Balance at 1 January 2020	4,159,854	144,109	27,729	4,331,692
Additions	201,849	37,413	-	239,262
Reclassified as right-of-use	17,522	(17,522)	-	-
Disposals	-	(36,545)	-	(36,545)
Depreciation expense	(280,564)	(41,380)	(4,853)	(326,797)
Balance at 31 December 2020	<u>4,098,661</u>	<u>86,075</u>	<u>22,876</u>	<u>4,207,612</u>
Balance at 1 January 2021	4,098,661	86,075	22,876	4,207,612
Additions	-	34,560	-	34,560
Reclassified asset category	-	-	-	-
Disposals	-	-	(4,512)	(4,512)
Depreciation expense	(277,631)	(35,518)	(3,906)	(317,055)
Balance at 31 December 2021	<u>3,821,030</u>	<u>85,117</u>	<u>14,458</u>	<u>3,920,605</u>

### NOTE 10 Right of Use Assets

	2021 \$	2020 \$
<b>NON-CURRENT</b>		
Motor vehicles - right of use	146,253	133,604
Less: accumulated depreciation	(67,810)	(15,639)
	<u>78,443</u>	<u>117,965</u>
Properties - right of use	361,380	219,490
Less: accumulated depreciation	(55,524)	(29,761)
	<u>305,856</u>	<u>189,729</u>
	<u>384,299</u>	<u>307,694</u>

The Association leases the Adelaide Shores facility under an agreement of twenty years, and motor vehicles under an agreement of 5 years. Office property and equipment is also leased, however these leases are either short-term or low-value, so have been expensed as incurred and not capitalised as right-of-use assets.

### NOTE 11 Accounts and Other Payables

	2021 \$	2020 \$
<b>CURRENT</b>		
Accounts payable	1,022,886	2,523,474
Accruals	209,974	326,785
Bonds	17,926	17,926
Payroll liabilities	105,439	143,009
	<u>1,356,225</u>	<u>3,011,194</u>

### NOTE 12 Employee Provisions

	2021 \$	2020 \$
<b>CURRENT</b>		
Provision for annual leave	266,610	215,555
Provision for long service leave	176,486	186,563
	<u>443,096</u>	<u>402,118</u>
<b>NON-CURRENT</b>		
Provision for long service leave	67,732	69,674
	<u>67,732</u>	<u>69,674</u>
	<u>510,828</u>	<u>471,792</u>

### NOTE 13 Lease Liability

	2021 \$	2020 \$
<b>CURRENT</b>		
Properties - lease liability	24,330	5,815
Hire purchase loan - Toyota Finance	19,052	35,180
	<u>43,382</u>	<u>40,995</u>
<b>NON-CURRENT</b>		
Properties - lease liability	309,370	201,717
Hire purchase loan - Toyota Finance	61,378	85,391
	<u>370,748</u>	<u>287,108</u>
	<u>414,130</u>	<u>328,103</u>

## NOTE 14 Commitments

Non cancellable operating leases contracted for but not recognised as liabilities, payable:

	2021 \$	2020 \$
- not later than 12 months	-	25,000
- later than 12 months but not later than 5 years	-	-
- later than 5 years	-	-
	-	25,000

Lease commitments are shown at GST inclusive values.

## NOTE 15 Key Management Personnel

Any person(s) having authority and responsibility for planning, directing and controlling the activities of the association, directly or indirectly, including its committee members, is considered key management personnel.

	2021 \$	2020 \$
Short Term Benefit	503,688	588,624
Post Employment Benefit	59,446	52,457
	563,134	641,081

## NOTE 16 Capital Replacement Reserve

The Capital Replacement Reserve represents funds set aside for future replacement of assets.

## NOTE 17 Cash Flow Reconciliation

	2021 \$	2020 \$
<b>RECONCILIATION OF CASH FLOW FROM OPERATIONS WITH SURPLUS/(DEFICIT) FROM ORDINARY ACTIVITIES</b>		
Net operating surplus/(deficit) for the year	188,753	188,218
<i>Non-cash flows in surplus/(deficit) from ordinary activities:</i>		
Depreciation and amortisation	375,478	351,712
(Gain)/Loss on sale PP&E	(3,805)	35,197
Interest on lease liability	18,557	12,049
<i>Changes in assets and liabilities:</i>		
(Increase)/decrease in receivables	658,618	(598,951)
(Increase)/decrease in prepayments	81,585	165,520
(Increase)/decrease in inventories	21,564	(11,684)
Increase/(decrease) in payables	(1,654,969)	2,136,247
Increase/(decrease) in deferred revenue	100,709	(4,948,464)
Increase/(decrease) in provisions	39,036	903
Cashflow from operations	(174,474)	(2,669,253)

## NOTE 18 Contingent Liabilities

There are no contingent liabilities as at 31 December 2021.

## NOTE 19 Events After The Reporting Period

There have been no material events after the reporting date that have not been recognised in the financial report.

## NOTE 20 Association Details

The principal place of business for the Association is:

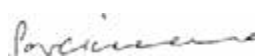
Football Federation SA Incorporated  
Coopers Stadium  
Level 3, Holden Street  
Hindmarsh SA 5007

STATEMENT BY MEMBERS OF THE BOARD  
For the Year Ended 31 December 2020

In the opinion of the directors the financial report as set out on pages 49 to 53:

- 1 Presents fairly the results of the operations of the Football Federation SA Incorporated as at 31 December 2021 and its performance for the year ended on that date, in accordance with the accounting policies described in Note 1 to the financial statements and the requirements of the Associations Incorporation Act 1985;
- 2 At the date of this statement, there are reasonable grounds to believe that Football Federation SA Incorporated will be able to pay its debts as and when they fall due.
- 3 In accordance with section 35(5) of the Associations Incorporation Act 1985, the committee of the Football Federation SA Incorporated hereby state that during the financial year ended 31 December 2021:
  - (a) (i) No officer of the association;
  - (ii) No firm of which an officer is a member; and
  - (iii) No body corporate in which an officer has a substantial financial interest has received or become entitled to receive a benefit as a result of a contract between the officer, firm or body corporate and the association, except as disclosed in the notes to the accounts.
- (b) No officer of the association has received directly or indirectly from the association any payment or other benefit of a pecuniary value.

This statement is made in accordance with a resolution of the directors and is signed for and on behalf of the directors by:



Sam Ciccarello,  
Director

Dated: 29 April 2022



Tony Taormina,  
Director

Dated: 29 April 2022



## INDEPENDENT AUDITOR'S REPORT TO THE MEMBERS OF FOOTBALL FEDERATION SA INCORPORATED

### Report on the Audit of the Financial Report

#### Opinion

We have audited the financial report of Football Federation SA Incorporated (the Entity), which comprises the statement of financial position as at 31 December 2021, the statement of surplus or deficit and other comprehensive income, the statement of changes in equity and the statement of cash flows for the year then ended, and notes to the financial report, including a summary of significant accounting policies, and the statement by members of the board.

In our opinion the accompanying financial report presents fairly, in all material respects, the financial position of the Entity as at 31 December 2021 and of its financial performance and its cash flows for the year then ended in accordance with the basis of accounting described in note 1.

#### Basis for opinion

We conducted our audit in accordance with Australian Auditing Standards. Our responsibilities under those standards are further described in the *Auditor's responsibilities for the audit of the Financial Report* section of our report. We are independent of the Entity in accordance with ethical requirements of the Accounting Professional and Ethical Standards Board's APES 110 *Code of Ethics for Professional Accountants (including Independence Standards)* (the Code) that are relevant to our audit of the financial report in Australia. We have also fulfilled our other ethical responsibilities in accordance with the Code.

We believe that the audit evidence we have obtained is sufficient and appropriate to provide a basis for our opinion.

#### Emphasis of matter - Basis of accounting

We draw attention to Note 1 to the financial report, which describes the basis of accounting. The financial report has been prepared to assist the Entity to meet the requirements of the *Associations Incorporation Act (SA) 1985*. As a result, the financial report may not be suitable for another purpose. Our opinion is not modified in respect of this matter.

#### Responsibilities of management and those charged with governance for the Financial Report

Management is responsible for the preparation and fair presentation of the financial report, and have determined that the basis of preparation described in Note 1 is appropriate to meet the requirements of *Associations Incorporation Act (SA) 1985* and for such internal control as management determines is necessary to enable the preparation and fair presentation of a financial report that is free from material misstatement, whether due to fraud or error.

In preparing the financial report, management is responsible for assessing the Entity's ability to continue as a going concern, disclosing, as applicable, matters relating to going concern and using the going concern basis of accounting unless management either intends to liquidate the Entity or to cease operations, or has no realistic alternative but to do so.

Those charged with governance are responsible for overseeing the Entity's financial reporting process.

### Auditor's responsibilities for the audit of the Financial Report

Our objectives are to obtain reasonable assurance about whether the financial report as a whole is free from material misstatement, whether due to fraud or error, and to issue an auditor's report that includes our opinion. Reasonable assurance is a high level of assurance, but is not a guarantee that an audit conducted in accordance with the Australian Auditing Standards will always detect a material misstatement when it exists. Misstatements can arise from fraud or error and are considered material if, individually or in the aggregate, they could reasonably be expected to influence the economic decisions of users taken on the basis of this financial report.

A further description of our responsibilities for the audit of the financial report is located at the Auditing and Assurance Standards Board website (<http://www.auasb.gov.au/Home.aspx>) at: [http://www.auasb.gov.au/auditors\\_responsibilities/ar4.pdf](http://www.auasb.gov.au/auditors_responsibilities/ar4.pdf)

This description forms part of our auditor's report.

**BDO Audit Pty Ltd**

Andrew Tickle  
Director

Adelaide, 29 April 2022

## APPENDIX

### INCOME & EXPENDITURE STATEMENT For the Year Ended 31 December 2020

	2021 \$	2020 \$		2021 \$	2020 \$
<b>INCOME</b>			<b>EXPENDITURE</b>		
Affiliation Fees (FFSA Comps)	446,689	12,000	Competition Expenses	1,644,986	940,945
Player Fees	1,540,204	1,135,713	FFA Expenses	558,191	466,698
Other Competition Income	471,865	159,684	Training & Development Expenses	666,331	706,369
Referee Income	980,851	573,525	Venue Costs	539,948	253,941
Training & Development Income	732,096	769,302	Depreciation Expense	97,847	67,038
Venue Trading Income	244,565	186,569	Commercial & Sponsorship Expenses	290,842	155,125
Venue Hire Fees	530,043	341,824	Employee Remuneration	1,949,708	2,017,226
Grants - FFA Distribution	157,428	-	Administration Expenses	354,698	384,043
Grants - SA Government	247,500	372,696	Provision & Bad Debt Write Off	(2,981)	11,313
Grants - COVID-19 Relief	114,600	623,500	Finance Costs	18,278	21,368
Grants - SA Government Jobs & Community Fund	-	490,000	Facility Funding Costs	7,353,761	6,220,314
Facility Funding	7,353,761	6,220,314		13,471,609	11,244,380
Commercial & Sponsorship Income	766,619	538,981	<b>Net Surplus/(Deficit) from Operations</b>	454,384	297,020
Other Income	335,672	103,868	<b>OTHER INCOME</b>		
Interest Received	4,100	13,424	Capital Grant - Parks Project	12,000	28,518
	13,925,993	11,541,400	Sponsorship Asset Contributed	-	147,354
				12,000	175,872
			<b>OTHER EXPENSES</b>		
			Amortisation of Leasehold Improvements	277,631	284,674
				277,631	284,674
			<b>Current Year Surplus/(Deficit)</b>	188,753	188,218



# STATISTICAL INFORMATION

## 2021 RAA NATIONAL PREMIER LEAGUE

TEAM	P	W	D	L	F	A	GD	PTS
Adelaide Comets	22	12	7	3	40	26	14	43
Adelaide City	22	11	8	3	40	20	20	41
Campbelltown City	22	10	5	7	41	28	13	35
MetroStars	22	9	6	7	36	26	10	33
Sturt Lions	22	9	6	7	34	30	0	33
South Adelaide	22	9	5	8	38	36	2	32
Adelaide Olympic	22	6	11	5	37	33	4	29
Croydon Kings	22	7	8	7	29	30	-1	29
Adelaide United FC	22	7	4	11	34	45	-11	25
Cumberland United	22	7	4	11	28	45	-17	25
Adelaide Croatia Raiders	22	6	4	12	33	48	-15	22
Adelaide Blue Eagles	22	3	4	15	27	46	-19	13

## 2021 RAA NATIONAL PREMIER LEAGUE FINAL SERIES

## WEEK 1

First Leg of Semi-Final	Adelaide City	0	v	1	Adelaide Comets
Elimination Final	Campbelltown City	1	v	3	South Adelaide
Elimination Final	MetroStars	0	v	0	Sturt Lions

AET  
3 v 4  
PEN

## WEEK 2

Second Leg of Semi-Final	Adelaide Comets	1	v	3	Adelaide City
Elimination Final	Sturt Lions	1	v	1	South Adelaide

2 v 2  
AET  
6 v 5  
PEN

## WEEK 3

Preliminary Final	Adelaide Comets	0	v	0	Sturt Lions
-------------------	-----------------	---	---	---	-------------

1 v 0  
AET

## WEEK 4

Grand Final	Adelaide City	0	v	0	Adelaide Comets
-------------	---------------	---	---	---	-----------------

0 v 0  
AET  
3 v 2  
PEN

## 2021 RAA NATIONAL PREMIER LEAGUE RESERVES

TEAM	P	W	D	L	F	A	GD	PTS
Adelaide Comets	22	18	1	3	62	22	40	55
MetroStars	22	15	1	6	61	36	25	46
Adelaide Croatia Raiders	22	13	2	7	58	34	24	41
Adelaide United FC	22	13	2	7	48	32	16	41
Adelaide City	22	11	2	9	45	42	3	35
Adelaide Blue Eagles	22	9	5	8	47	40	7	32
Cumberland United	22	10	1	11	54	58	-4	31
Croydon Kings	22	9	3	10	36	44	-8	30
Adelaide Olympic	22	7	4	11	48	49	-1	25
Campbelltown City	22	6	2	14	35	53	-18	20
Sturt Lions	22	6	0	16	32	61	-29	18
South Adelaide	22	3	1	18	35	90	-55	10

## 2021 RAA NATIONAL PREMIER LEAGUE RESERVES FINAL SERIES

## WEEK 1

Elimination Final	Adelaide Croatia Raiders	1	v	0	Adelaide Blue Eagles
First Leg of Semi-Final	MetroStars	3	v	0	Adelaide Comets
Elimination Final	Adelaide United FC	5	v	1	Adelaide City

## WEEK 2

Second Leg of Semi-Final	Adelaide Comets	0	v	2	MetroStars
Elimination Final	Adelaide Croatia Raiders	4	v	2	Adelaide United FC

## WEEK 3

Preliminary Final	Adelaide Comets	1	v	1	Adelaide Croatia Raiders
-------------------	-----------------	---	---	---	--------------------------

1 v 3  
AET

## WEEK 4

Grand Final	MetroStars	1	v	1	Adelaide Croatia Raiders
-------------	------------	---	---	---	--------------------------

1 v 1  
AET  
4 v 3  
PEN

## 2021 RAA NATIONAL PREMIER LEAGUE UNDER 18

TEAM	P	W	D	L	F	A	GD	PTS
Adelaide City	22	18	2	2	69	38	31	56
Adelaide Comets	22	15	2	5	86	35	51	47
MetroStars	22	15	2	5	62	21	41	47
Adelaide Blue Eagles	22	12	2	8	53	36	17	38
Cumberland United	22	11	2	9	55	54	1	35
South Adelaide	22	9	4	9	37	59	-22	31
Adelaide Croatia Raiders	22	9	2	11	52	53	-1	29
Football SA NTC	22	8	1	13	41	55	-14	25
Croydon Kings	22	7	3	12	34	52	-18	24
Sturt Lions	22	6	3	13	34	59	-25	21
Campbelltown City	22	5	2	15	43	63	-20	17
Adelaide Olympic	22	4	1	17	23	64	-41	13

## 2021 RAA NATIONAL PREMIER LEAGUE UNDER 18 FINAL SERIES

## WEEK 1

Elimination Final	MetroStars	5	v	2	South Adelaide
First Leg of Semi-Final	Adelaide City	1	v	6	Adelaide Comets
Elimination Final	Adelaide Blue Eagles	1	v	0	Cumberland United

## WEEK 2

Second Leg of Semi-Final	Adelaide Comets	1	v	0	Adelaide City
Elimination Final	MetroStars	1	v	2	Adelaide Blue Eagles

## WEEK 3

Preliminary Final	Adelaide City	0	v	2	Adelaide Blue Eagles
-------------------	---------------	---	---	---	----------------------

## WEEK 4

Grand Final	Adelaide Comets	2	v	2	Adelaide Blue Eagles
-------------	-----------------	---	---	---	----------------------

3 v 3  
AET  
1 v 3  
PEN

## 2021 WOMEN'S NATIONAL PREMIER LEAGUE

TEAM	P	W	D	L	F	A	GD	PTS
Salisbury Inter	21	15	4	2	67	17	50	49
West Adelaide	21	13	6	2	54	23	31	45
Adelaide City	21	9	6	6	46	27	19	33
Football SA NTC	21	7	5	9	32	37	-5	26
Adelaide Comets	21	7	4	10	27	52	-25	25
Metro United WFC	21	6	6	9	33	42	-9	24
Fulham United	21	5	2	14	21	58	-37	17
Adelaide University	21	3	5	13	22	46	-24	14

## 2021 WOMEN'S NATIONAL PREMIER LEAGUE FINAL SERIES

## ROUND 1

Elimination Final	Adelaide City	1	v	0	Football SA NTC
Qualifying Final	Salisbury Inter	6	v	1	West Adelaide

## ROUND 2

Preliminary Final	West Adelaide	4	v	0	Adelaide City
-------------------	---------------	---	---	---	---------------

## GRAND FINAL

Grand Final	Salisbury Inter	3	v	2	West Adelaide
-------------	-----------------	---	---	---	---------------

## 2021 WOMEN'S NATIONAL PREMIER LEAGUE RESERVES

TEAM	P	W	D	L	F	A	GD	PTS
West Adelaide	21	16	1	4	98	31	67	49
Adelaide University	21	14	5	2	75	24	51	47
Metro United WFC	21	14	4	3	73	20	53	46
Football SA NTC	21	14	2	5	68	26	42	44
Fulham United	21	7	3	11	32	52	-20	24
Salisbury Inter	21	5	3	13	43	57	-14	18
Adelaide Comets	21	3	2	16	30	95	-65	11
Adelaide City	21	1	0	20	14	128	-114	3

## 2021 WOMEN'S NATIONAL PREMIER LEAGUE RESERVES FINAL SERIES

## ROUND 1

Elimination Final	Metro United WFC	1	v	4	Football SA NTC
Qualifying Final	West Adelaide	2	v	2	Adelaide University

3 v 2  
AET

## ROUND 2

Preliminary Final	Adelaide University	0	v	3	Football SA NTC
-------------------	---------------------	---	---	---	-----------------

## GRAND FINAL

Grand Final	West Adelaide	1	v	5	Football SA NTC
-------------	---------------	---	---	---	-----------------

## 2021 STATE LEAGUE 1

TEAM	P	W	D	L	F	A	GD	PTS
WT Birkalla	22	14	3	5	45	19	26	45
White City	22	13	6	3	38	17	21	45
Modbury Jets	22	13	4	5	41	20	21	43
Playford City	22	12	3	7	38	23	15	39
Para Hills Knights	22	9	8	5	21	17	4	35
Adelaide Victory	22	8	7	7	28	27	1	31
Fulham United FC	22	8	2	12	23	35	-12	26
Adelaide Hills	22	7	3	12	28	39	-11	24
Eastern United	22	6	5	11	25	43	-18	23
West Adelaide	22	7	2	13	22	40	-18	23
Adelaide Cobras	22	6	2	14	20	37	-17	20
Western Strikers	22	4	5	13	26	38	-12	17

## 2021 STATE LEAGUE 1 - FINAL SERIES

## WEEK 1

First Leg of Semi-Final	White City	4	v	0	WT Birkalla
Elimination Final	Modbury Jets	1	v	1	Adelaide Victory

1 v 1  
AET  
5 v 4  
PEN

## Elimination Final

Playford City	3	v	0	Para Hills Knights
---------------	---	---	---	--------------------

## WEEK 2

Second Leg of Semi-Final	WT Birkalla	1	v	1	White City
Elimination Final	Modbury Jets	3	v	3	Playford City

4 v 4  
AET  
5 v 4  
PEN

## WEEK 3

Preliminary Final	WT Birkalla	2	v	1	Modbury Jets
-------------------	-------------	---	---	---	--------------

## WEEK 4

Grand Final	White City	2	v	0	WT Birkalla
-------------	------------	---	---	---	-------------

## 2021 STATE LEAGUE 1 RESERVES

TEAM	P	W	D	L	F	A	GD	PTS
WT Birkalla	22	18	2	2	83	22	61	56
Fulham United FC	22	17	2	3	64	20	44	53
Playford City	22	13	3	6	45	34	11	42
White City	22	13	2	7	39	24	15	41
Adelaide Victory	22	11	2	9	44	47	-3	35
Modbury Jets	22	9	4	9	43	35	8	31
Para Hills Knights	22	8	2	12	41	50	-9	26
West Adelaide	22	6	6	10	38	47	-9	24
Western Strikers	22	7	2	13	37	43	-6	23
Adelaide Cobras	22	4	7	11	30	52	-22	19
Eastern United	22	3	5	14	21	55	-34	14
Adelaide Hills	22	3	3	16	24	80	-56	12

## 2021 STATE LEAGUE 1 RESERVES - FINAL SERIES

## WEEK 1

Elimination Final	Playford City	0	v	3	Modbury Jets
First Leg of Semi-Final	Fulham United FC	1	v	2	WT Birkalla
Elimination Final	White City	1	v	0	Adelaide Victory

## WEEK 2

Elimination Final	White City	0	v	1	Modbury Jets
Second Leg of Semi-Final	WT Birkalla	2	v	0	Fulham United FC

## WEEK 3

Preliminary Final	Fulham United FC	1	v	2	Modbury Jets
-------------------	------------------	---	---	---	--------------

## WEEK 4

Grand Final	WT Birkalla	2	v	3	Modbury Jets
-------------	-------------	---	---	---	--------------

## 2021 STATE LEAGUE 1 UNDER 18

TEAM	P	W	D	L	F	A	GD	PTS
WT Birkalla	22	17	2	3	86	22	64	53
Modbury Jets	22	15	4	3	68	19	49	49
Para Hills Knights	22	14	6	2	65	33	32	48
White City	22	13	3	6	61	34	27	42
Playford City	22	10	4	8	51	52	-1	34
West Adelaide	22	10	1	11	43	47	-4	31
Adelaide Cobras	22	8	6	8	41	39	2	30
Eastern United	22	7	3	12	33	59	-26	24
Adelaide Victory	22	6	4	12	33	48	-15	22
Fulham United FC	22	4	5	13	31	62	-31	17
Western Strikers	22	3	4	15	31	75	-44	13
Adelaide Hills	22	3	2	17	30	83	-53	11

## 2021 STATE LEAGUE 1 UNDER 18 - FINAL SERIES

## WEEK 1

First Leg of Semi-Final	Modbury Jets	0	v	4	WT Birkalla
Elimination Final	White City	3	v	1	Playford City
Elimination Final	Para Hills Knights	4	v	3	West Adelaide

## WEEK 2

Second Leg of Semi-Final	WT Birkalla	1	v	2
--------------------------	-------------	---	---	---

**58 2021 WOMEN'S STATE LEAGUE**

TEAM	P	W	D	L	F	A	GD	PTS
Modbury Vista	21	17	4	0	108	17	91	55
WT Birkalla	21	16	3	2	88	13	75	51
Flinders Flames	21	12	5	4	56	30	26	41
South Adelaide	21	9	4	8	49	31	18	31
Adelaide Jaguars	21	9	3	9	38	48	-10	30
Cove FC	21	4	4	13	22	61	-39	16
Modbury Jets	21	2	3	16	12	82	-70	9
White City	21	1	2	18	13	104	-91	5

**2021 WOMEN'S NPL AND STATE LEAGUE**
**PLAY-OFF SERIES**
**ROUND 1** 1st Play Off WT Birkalla 2 v 3 Fulham United

**ROUND 2** 2nd Play Off Fulham United 1 v 0 WT Birkalla

**2021 STATE LEAGUE 2**

TEAM	P	W	D	L	F	A	GD	PTS
Port Adelaide	22	16	4	2	61	19	42	52
Adelaide University SC	22	16	3	3	47	18	29	51
Noarlunga United	22	12	7	3	48	23	25	43
Vipers FC	22	10	7	5	55	32	23	37
Seaford Rangers	22	11	2	9	36	36	0	35
Salisbury United	22	9	6	7	45	26	19	33
Pontian Eagles SC	22	8	6	8	50	43	7	30
Gawler Eagles FC	22	8	6	8	41	34	7	30
Northern Demons	22	6	3	13	27	44	-17	21
Cove FC	22	5	5	12	39	51	-12	20
Modbury Vista	22	4	4	14	32	58	-26	16
Mount Barker United SC	22	0	1	21	13	110	-97	1

**2021 STATE LEAGUE 2 - FINAL SERIES**

<b>WEEK 1</b>								
First Leg of Semi-Final	Port Adelaide	1	v	3	Adelaide University SC			
Elimination Final	Noarlunga United	2	v	2	Salisbury United			
		3	v	3	AET			
		4	v	1	PEN			
Elimination Final	Vipers FC	1	v	1	Seaford Rangers			
<b>WEEK 2</b>								
Second Leg of Semi-Final	Adelaide University SC	1	v	0	Port Adelaide			
Elimination Final	Noarlunga United	0	v	1	Vipers FC			
<b>WEEK 3</b>								
Preliminary Final	Port Adelaide	0	v	1	Vipers FC			
<b>WEEK 4</b>								
Grand Final	Adelaide University SC	1	v	1	Vipers FC			
		1	v	1	AET			
		5	v	3	PEN			

**2021 STATE LEAGUE 2 RESERVES**

TEAM	P	W	D	L	F	A	GD	PTS
Seaford Rangers	22	14	2	6	59	37	22	44
Adelaide University SC	22	12	4	6	66	36	30	40
Noarlunga United	22	12	4	6	60	34	26	40
Port Adelaide	22	11	6	5	59	26	33	39
Salisbury United	22	10	9	3	41	30	11	39
Modbury Vista	22	9	7	6	49	33	16	34
Vipers FC	22	7	8	7	41	35	6	29
Cove FC	22	7	7	8	42	42	0	28
Pontian Eagles SC	22	8	3	11	41	40	1	27
Gawler Eagles FC	22	8	3	11	44	56	-12	27
Northern Demons	22	4	6	12	29	52	-23	18
Mount Barker United SC	22	0	1	21	16	126	-110	1

**2021 STATE LEAGUE 2 RESERVES- FINAL SERIES**

<b>WEEK 1</b>								
Elimination Final	Port Adelaide	0	v	0	Salisbury United			
		0	v	0	AET			
		5	v	3	PEN			
First Leg of Semi-Final	Seaford Rangers	2	v	2	Adelaide University SC			
Elimination Final	Noarlunga United	0	v	3	Modbury Vista			
<b>WEEK 2</b>								
Elimination Final	Port Adelaide	1	v	0	Modbury Vista			
Second Leg of Semi-Final	Adelaide University SC	2	v	1	Seaford Rangers			
<b>WEEK 3</b>								
Preliminary Final	Seaford Rangers	0	v	2	Port Adelaide			
<b>WEEK 4</b>								
Grand Final	Adelaide University SC	2	v	1	Port Adelaide			

**2021 STATE LEAGUE 2 UNDER 18**

TEAM	P	W	D	L	F	A	GD	PTS
Cove FC	22	19	0	3	91	20	71	57
Adelaide University SC	22	18	1	3	120	24	96	55
Modbury Vista	22	16	2	4	80	29	51	50
Seaford Rangers	22	14	2	6	84	25	59	44
Port Adelaide	22	13	2	7	85	40	45	41
Pontian Eagles SC	22	13	2	7	52	33	19	41
Salisbury United	22	10	3	9	57	38	19	33
Gawler Eagles FC	22	9	0	13	54	54	0	27
Noarlunga United	22	5	1	16	29	91	-62	16
Mount Barker United SC	22	3	4	15	26	84	-58	13
Northern Demons	22	0	4	18	11	136	-125	4
Vipers FC	22	0	3	19	18	133	-115	3

**2021 STATE LEAGUE 2 UNDER 18 - FINAL SERIES**

<b>WEEK 1</b>								
Elimination Final	Seaford Rangers	0	v	2	Port Adelaide			
First Leg of Semi-Final	Cove FC	2	v	2	Adelaide University SC			
Elimination Final	Modbury Vista	0	v	1	Pontian Eagles SC			
<b>WEEK 2</b>								
Second Leg of Semi-Final	Adelaide University SC	0	v	1	Cove FC			
Elimination Final	Port Adelaide	0	v	4	Pontian Eagles SC			
<b>WEEK 3</b>								
Preliminary Final	Adelaide University SC	3	v	1	Pontian Eagles SC			
<b>WEEK 4</b>								
Grand Final	Cove FC	2	v	3	Adelaide University SC			

## STATISTICAL INFORMATION —

### RAA NATIONAL PREMIER LEAGUE SA 2021

FIRST NAME	FAMILY NAME	CLUB	GAMES	GOALS
Marc	Marino	Campbelltown City	20	13
Fausto	Erba	Adelaide Olympic	18	12
Jonathon	Rideout	South Adelaide	20	12
Thomas	Briscoe	Cumberland United	21	12
Alexander	Mullen	Campbelltown City	22	10
Joshua	Mori	MetroStars	21	10

### RAA NATIONAL PREMIER LEAGUE SA 2021 RESERVES

FIRST NAME	FAMILY NAME	CLUB	GAMES	GOALS
Francesco	Schimizzi	MetroStars	20	19
Matthew	Maio	Adelaide City	20	15
Oscar	Williams	Cumberland United	16	14
Musa	Toure	Adelaide United FC	16	12
Jake	Tatarelli	Adelaide Blue Eagles	16	11
Oliver	Trimboli	Adelaide Croatia Raiders	22	11

### RAA NATIONAL PREMIER LEAGUE SA 2021 U18

FIRST NAME	FAMILY NAME	CLUB	GAMES	GOALS
Ryan	Cook	Adelaide Comets	21	29
Josch	Muscio	Adelaide City	19	24
Issa	Sindahalaye	Adelaide Croatia Raiders	18	17
Jay	Gillon	Cumberland United	17	16
Adam	Harpas	Adelaide Comets	15	15

### WOMEN'S NPL SA 2021

FIRST NAME	FAMILY NAME	CLUB	GAMES	GOALS
Maria Jose	Rojas Pino	Salisbury Inter	19	24
Chelsie	Dawber	Adelaide City	12	16
Nicole	Tilley	West Adelaide	19	14
Valeria	Guajardo	Adelaide Comets	20	10
Georgia	Macri	West Adelaide	20	10

### WOMEN'S NPL SA RESERVES 2021

FIRST NAME	FAMILY NAME	CLUB	GAMES	GOALS
Claire	Scarpin	Football SA NTC Reserves	20	23
Khatima	Sultani	West Adelaide Reserves	21	23
Harriet	Burnett	West Adelaide Reserves	16	19
Bethany	Harms	Adelaide University Reserves	19	14
Tanaye	Morris	Adelaide University Reserves	10	14

### STATE LEAGUE 1 - 2021

FIRST NAME	FAMILY NAME	CLUB	GAMES	GOALS
Joshua	Farrell	Playford City	22	13
Yasumasa	Ueda	Adelaide Victory	22	12
Daniel	Ryan	Playford City	22	11
Oliver	Grant	Adelaide Hills	17	10
Kyle	Markham	White City	15	9
Nikolin	Matija	Eastern United	21	9
Calvin	Mbarga	WT Birkalla	19	9
Donovan	Pollock	Modbury Jets	19	9

## HIGHEST GOAL SCORERS 2021

### STATE LEAGUE 1 - 2021 RESERVES

FIRST NAME	FAMILY NAME	CLUB	GAMES	GOALS
Ethan	Stevenson	WT Birkalla	22	17
Christopher	Wieczorek	Fulham United FC	19	12
Cristian	Borghetto	Fulham United FC	18	11
Cosimo	De Ieso	Western Strikers	19	11
Liam	Gill	Modbury Jets	22	11

### STATE LEAGUE 1 - 2021 U18

FIRST NAME	FAMILY NAME	CLUB	GAMES	GOALS
Isaac	Martini	Para Hills Knights	17	24
Brody	Burkitt	WT Birkalla	18	19
Dylan	Klaassen Thomas	WT Birkalla	21	18
Taylor	Foster	White City	21	15
Brayden	O'Connor	Modbury Jets	21	15

### WOMEN'S STATE LEAGUE - 2021

FIRST NAME	FAMILY NAME	CLUB	GAMES	GOALS
Kelly	Tataryn	Modbury Vista Soccer Club	17	25
Nikki	Henkens	WT Birkalla FC	20	17
Emma	Mackay	Flinders Flames Womens Soccer Club	21	15
Sarah	Denton	Flinders Flames Womens Soccer Club	19	14
Ailin	Marshall	Modbury Vista Soccer Club	19	14

### STATE LEAGUE 2 - 2021

FIRST NAME	FAMILY NAME	CLUB	GAMES	GOALS
Anthony	Dimas	Pontian Eagles SC	21	30
Sam	Bowman	Adelaide University SC	19	15
Joaquin	Torres	Vipers FC	22	15
Jacob	Donk	Seaford Rangers	20	13
Ousmanou	Mohamadou	Gawler Eagles FC	21	13

### STATE LEAGUE 2 - 2021 - RESERVES

FIRST NAME	FAMILY NAME	CLUB	GAMES	GOALS
Joshua	Crute	Noarlunga United	20	15
Connor	McGair	Port Adelaide	16	15
Samuel	Heaver	Noarlunga United	18	13
Alphonse	Imaru	Gawler Eagles FC	20	13
Alessio	Rapetti	Adelaide University SC	20	12
Craig	Shearer	Adelaide University SC	7	12

### STATE LEAGUE 2 - 2021 U18

FIRST NAME	FAMILY NAME	CLUB	GAMES	GOALS
Matthew	Lill	Adelaide University SC	21	46
Baileigh	heaven	Cove FC	17	22
Shaun	Nelson	Port Adelaide	21	22
Brodie	Griggs	Modbury Vista	19	17
Kodi	Sordillo	Adelaide University SC	15	17



## STATISTICAL INFORMATION

## GIRLS & WOMEN'S LEAGUE TABLES 2021

### 60 2021 WOMEN'S DIVISION 1

TEAM	P	W	D	L	F	A	GD	PTS
1 Salisbury Inter Div 1	21	14	3	1	61	17	44	45
2 Adelaide University Div 1	21	14	1	3	78	17	61	43
3 Metro United Div 1	21	10	4	4	61	32	29	34
4 WT Birkalla	21	8	2	8	38	49	-11	26
5 Cumberland United	21	7	1	10	47	53	-6	22
6 Campbelltown City Div 1	21	2	2	14	28	83	-55	8
7 Adelaide Comets	21	1	1	16	13	75	-62	4

### 2021 WOMEN'S DIVISION 2

TEAM	P	W	D	L	F	A	GD	PTS
1 Croydon Kings	18	14	2	0	71	17	54	44
2 Pembroke Old Scholars	18	12	0	4	66	37	29	36
3 Westminster Old Scholars	18	10	2	4	49	22	27	32
4 Adelaide Hills	18	10	0	6	44	21	23	30
5 Modbury Vista Div 2	18	7	3	6	34	32	2	24
6 Adelaide Uni Div 2	18	5	5	6	24	37	-13	20
7 Metro United WFC Div 2	18	4	1	11	25	56	-31	13
8 Flinders Flames	18	2	1	13	10	72	-62	7
9 Ghan Kilburn City	18	1	0	15	6	35	-29	3

### 2021 WOMEN'S DIVISION 3

TEAM	P	W	D	L	F	A	GD	PTS
1 South Adelaide	18	13	3	2	64	21	43	42
2 BOSA	18	11	5	2	50	15	35	38
3 UniSA	18	11	3	4	48	26	22	36
4 Modbury Vista Div 3	18	10	4	4	49	28	21	34
5 Adelaide Jaguars	18	9	1	8	30	29	1	28
6 Modbury Jets	18	7	2	9	26	36	-10	23
7 Old Ignations	18	5	4	9	26	47	-21	19
8 Salisbury Inter Div 3	18	5	3	10	28	45	-17	18
9 Campbelltown City Div 3	18	4	1	13	15	53	-38	13
10 Raiders	18	0	4	14	9	45	-36	4

### 2021 WOMEN'S DIVISION 4

TEAM	P	W	D	L	F	A	GD	PTS
1 Ingle Farm	18	13	1	4	65	22	43	40
2 Croydon Kings	18	13	1	4	54	16	38	40
3 East Adelaide Div 4	18	12	2	4	48	17	31	38
4 Seymour	17	11	2	4	67	31	36	35
5 Mercedes Old Collegians	18	10	1	7	55	27	28	31
6 Northern Wolves Div 4	18	8	3	7	34	19	15	27
7 Hahndorf	18	7	1	10	32	48	-16	22
8 Para Hills East	17	3	3	11	7	46	-39	12
9 Flinders Flames - Div 4	18	3	0	15	13	83	-70	9
10 Adelaide University Div 4	18	2	0	16	11	71	-60	6

### 2021 WOMEN'S DIVISION 5

TEAM	P	W	D	L	F	A	GD	PTS
1 Elizabeth Downs Div 5	18	16	2	0	80	8	72	50
2 Adelaide Hills	18	14	0	4	65	16	49	42
3 Salisbury Inter Div 5	18	13	2	3	51	18	33	41
4 BOSA	18	8	3	7	33	32	1	27
5 Sacred Heart Old Collegians	18	7	3	8	18	31	-13	24
6 Pulteney Old Scholars	18	7	1	10	36	42	-6	22
7 Mount Barker United Div 5	18	6	2	10	37	52	-15	20
8 Northern Demons	17	5	1	11	37	45	-8	16
9 Adelaide Victory FC Div 5	18	4	1	13	22	65	-43	13
10 Elizabeth Grove	17	1	1	15	8	78	-70	4

### 2021 WOMEN'S DIVISION 6 NORTH

TEAM	P	W	D	L	F	A	GD	PTS
1 Angle Vale	18	16	0	2	75	7	68	48
2 Barossa United	18	13	2	3	55	14	41	41
3 Modbury Jets Amateurs	18	13	1	4	67	15	52	40
4 Munno Para	18	13	1	4	51	19	32	40
5 Salisbury Inter Div 6	18	11	1	6	49	28	21	34
6 Modbury Jets	18	5	1	12	18	41	-23	16
7 Northern Wolves Div 6	17	4	1	12	30	70	-40	13
8 Elizabeth Downs Div 6	18	3	2	13	23	76	-53	11
9 Virginia United	18	3	1	14	23	93	-70	10
10 Adelaide Victory Div 6	17	3	0	14	17	45	-28	9

### 2021 WOMEN'S DIVISION 6 SOUTH

TEAM	P	W	D	L	F	A	GD	PTS
1 Mount Barker United Div 6	18	14	0	2	83	19	64	42
2 East Adelaide Div 6	18	14	0	2	59	12	47	42
3 Adelaide University White	18	9	1	6	30	25	5	28
4 Adelaide Jaguars	18	7	2	7	49	54	-5	23
5 Westminster Old Scholars	18	6	1	9	32	41	-9	19
6 Sturt Lions	18	6	1	9	41	64	-23	19
7 Adelaide University Black	18	4	3	9	18	39	-21	15
8 Flinders Flames Div 6	18	4	2	10	28	38	-10	14
9 Pembroke Old Scholars	18	2	2	12	13	61	-48	8

### 2021 UNDER 17 RED

TEAM	P	W	D	L	F	A	GD	PTS
1 Football SA U14 Girls	16	13	2	0	100	14	86	41
2 Adelaide University Red	16	12	3	0	48	8	40	39
3 Metro United Red	16	10	0	5	52	30	22	30
4 Adelaide Comets Red	16	8	2	5	39	33	6	26
5 Adelaide City Red	16	5	0	10	37	57	-20	15
6 Modbury Vista Red	16	5	0	10	30	51	-21	15
7 Cumberland United Red	16	2	3	10	30	75	-45	9
8 West Adelaide Red	16	1	2	12	15	69	-54	5

### 2021 UNDER 17 BLUE

TEAM	P	W	D	L	F	A	GD	PTS
1 Adelaide Jaguars Blue	18	15	1	0	77	10	67	46
2 White City Blue	18	12	0	4	51	23	28	36
3 Adelaide University Blue	18	12	0	4	46	21	25	36
4 Modbury Vista Blue	18	11	1	4	75	17	58	34
5 Noarlunga United Blue	18	8	1	7	25	21	4	25
6 Modbury Jets Blue	18	6	0	10	34	51	-17	18
7 Barossa United Blue	18	3	2	11	24	50	-26	11
8 Port Adelaide Blue	18	1	2	13	15	74	-59	5
9 Cove Marion Blue	18	0	1	15	8	88	-80	1

### 2021 UNDER 15 RED

TEAM	P	W	D	L	F	A	GD	PTS
1 Salisbury Inter Red	21	16	1	4	55	35	20	49
2 Adelaide City Black R	21	11	6	4	58	23	35	39
3 Adelaide Hills Red	21	11	6	4	58	29	29	39
4 Modbury Vista Red	21	12	2	7	58	30	28	38
5 Adelaide University Red	21	10	4	7	45	31	14	34
6 Cumberland United Red	21	7	2	12	41	56	-15	23
7 Cove Marion Red	21	3	2	16	29	82	-53	11
8 Modbury Jets Red	21	1	3	17	13	71	-58	6

### 2021 UNDER 15 BLUE

TEAM	P	W	D	L	F	A	GD	PTS
1 Adelaide Hills Blue	22	17	3	0	70	8	62	54
2 Adelaide Comets Blue	22	16	1	3	81	21	60	49
3 Adelaide City White B	22	14	4	2	63	14	49	46
4 Adelaide University Blue	22	14	2	4	69	18	51	44
5 Adelaide Jaguars Blue	19	8	2	7	45	41	4	26
6 White City Blue	22	7	3	10	40	41	-1	24
7 Noarlunga United Blue	19	5	2	10	23	51	-28	17
8 West Adelaide Blue	21	3	5	11	21	49	-28	14
9 Vipers FC Blue	19	2	2	13	39	77	-38	8
10 Metro United WFC Blue	19	2	1	14	20	61	-41	7
11 Cove Marion Blue	21	2	1	16	25	115	-90	7

### 2021 UNDER 15 PURPLE

TEAM	P	W	D	L	F	A	GD	PTS
1 South Adelaide Purple	18	17	0	1	105	17	88	51
2 Fulham United Purple	18	15	1	2	93	19	74	46
3 Adelaide Cobras Purple	18	12	3	3	63	41	22	39
4 Elizabeth Grove Purple	18	9	2	7	71	47	24	29
5 Cumberland United Purple	17	8	1	8	41	48	-7	25
6 Campbelltown City Purple	18	7	3	8	27	44	-17	24
7 Port Adelaide Purple	18	5	1	12	20	74	-54	16
8 Tea Tree Gully Purple	17	4	2	11	38	70	-32	14
9 Barossa United Purple	18	3	0	15	24	64	-40	9
10 Salisbury Inter Purple	18	2	1	15	27	85	-58	7

### 2021 UNDER 13 RED

TEAM	P	W	D	L	F	A	GD	PTS
1 Adelaide University Red	21	19	1	1	94	19	75	58
2 Salisbury Inter Red	21	16	3	2	98	26	72	51
3 WT Birkalla Red	20	11	4	5	62	31	31	37
4 Raiders FC Red	21	8	3	10	35	55	-20	27
5 Fulham United Red	20	7	5	8	47	40	7	26
6 Modbury Vista Red	21	5	3	13	29	57	-28	18
7 Adelaide Comets Red	21	3	4	14	15	61	-46	13
8 Cove Marion Red	21	2	1	18	15	106	-91	7

### 2021 UNDER 13 BLUE

TEAM	P	W	D	L	F	A	GD	PTS
1 Campbelltown City Blue	21	18	3	0	52	6	46	57
2 Southern Breakers Blue	20	12	4	4	36	15	21	40
3 Adelaide Jaguars Blue	21	11	3	7	45	22	23	36
4 Noarlunga United Blue	21	9	3	9	36	43	-7	30
5 Adelaide University Blue	21	9	2	10	37	46	-9	29
6 Metro United WFC Blue	20	8	1	11	24	29	-5	25
7 Salisbury Inter Blue	21	3	2	16	11	47	-36	11
8 Adelaide City Blue	21	2	4	15	14	44	-30	10

### 2021 UNDER 13 PURPLE

TEAM	P	W	D	L	F	A	GD	PTS
1 Cumberland United Purple	18	15	1	2	73	13	60	46
2 Adelaide Cobras Purple	18	13	3	2	48	13	35	42
3 Plympton Bulldogs Purple	18	12	3	3	35	15	20	39
4 Modbury Jets Purple	18	11	2	5	42	21	21	35
5 WT Birkalla Purple	18	9	2	7	42	26	16	29
6 Adelaide Hills Purple	18	9	1	8	42	37	5	28
7 Gawler Eagles Purple	18	7	2	9	41	34	7	23
8 Sturt Lions Purple	18	4	1	13	24	45	-21	13
9 Adelaide University Purple	18	2	1	15	21	50	-29	7
10 Barossa United Purple	18	0	0	18	3	114	-111	0



## U12 JPL A LEAGUE TABLE

TEAM	P	W	D	L	F	A	GD	PTS
1 MetroStars	9	8	0	1	28	8	20	24
2 Campbelltown City	9	6	3	0	26	8	18	21
3 Raiders FC	9	7	0	2	30	18	12	21
4 Cumberland United	9	6	1	2	26	23	3	19
5 South Adelaide	9	4	1	4	16	15	1	13
6 Sturt Lions	9	3	2	4	14	17	-3	11
7 White City	9	2	1	6	17	24	-7	7
8 Adelaide Comets	9	2	0	7	15	21	-6	6
9 Para Hills Knights	9	1	2	6	12	21	-9	5
10 Modbury Vista	9	1	0	8	9	38	-19	3

## U12 JPL B LEAGUE TABLE

TEAM	P	W	D	L	F	A	GD	PTS
1 Playford City	9	6	1	1	37	18	19	19
2 WT Birkalla	9	5	2	1	26	16	10	17
3 Gawler Eagles	9	5	1	2	18	11	7	16
4 Adelaide City	9	4	2	2	21	15	6	14
5 Fulham United	9	4	0	4	21	19	2	12
6 Adelaide Blue Eagles	9	4	0	4	24	26	-2	12
7 West Adelaide	9	3	2	3	21	22	-1	11
8 Adelaide Hills	9	1	0	7	13	34	-21	3
9 Seaford Rangers	9	0	0	8	11	31	-20	0

## U12 JSL C LEAGUE TABLE

TEAM	P	W	D	L	F	A	GD	PTS
1 West Adelaide JSL	11	7	3	1	48	17	31	24
2 Adelaide Blue Eagles JSL	11	7	3	1	33	16	17	24
3 Salisbury Inter	11	5	4	2	20	21	-1	19
4 Sturt Lions Blue JSL	11	6	1	4	26	31	-5	19
5 Adelaide Athletico FC	10	5	2	3	28	21	7	17
6 South Adelaide JSL	11	5	1	5	39	24	15	16
7 Vipers FC JSL	11	4	2	5	28	39	-11	14
8 Western Strikers JSL	11	3	4	4	38	37	1	13
9 Noarlunga United JSL	11	4	1	6	35	35	0	13
10 Campbelltown City White JSL	10	2	2	6	21	37	-16	8
11 The Cove JSL	11	2	2	7	14	33	-19	8
12 Plympton Bulldogs Black	11	1	3	7	21	40	-19	6

## U13 JPL A LEAGUE TABLE

TEAM	P	W	D	L	F	A	GD	PTS
1 MetroStars	22	15	2	3	87	35	52	47
2 Adelaide Olympic	22	14	2	4	70	21	49	44
3 Cumberland United	22	14	2	4	52	23	29	44
4 Adelaide City	22	11	4	5	51	27	24	37
5 Sturt Lions	22	12	1	7	60	57	3	37
6 Adelaide Comets	22	9	2	9	46	46	0	29
7 Campbelltown City	22	7	3	10	33	40	-7	24
8 Raiders FC	22	6	3	11	30	45	-15	21
9 WT Birkalla	22	5	2	13	39	72	-33	17
10 Para Hills Knights	22	4	1	15	45	80	-35	13
11 Football SA U15 Girls	22	1	2	17	22	89	-67	5

## U13 JSL B LEAGUE TABLE

TEAM	P	W	D	L	F	A	GD	PTS
1 MetroStars JSL	18	16	0	2	98	19	79	48
2 Raiders FC JSL	18	13	1	4	80	23	57	40
3 Western Strikers JSL	18	12	2	4	56	42	14	38
4 Modbury Vista JSL	18	9	1	8	46	51	-5	28
5 Sturt Lions Blue JSL	17	8	1	8	50	43	7	25
6 Campbelltown City White JSL	18	8	1	9	53	63	-10	25
7 West Adelaide JSL	18	7	1	10	42	56	-14	22
8 South Adelaide JSL	18	7	0	11	47	69	-22	21
9 Uni SA	17	4	1	12	46	89	-43	13
10 Fulham United JSL	18	1	0	17	24	87	-63	3

## U13 JSL C LEAGUE TABLE

TEAM	P	W	D	L	F	A	GD	PTS
1 Plympton Bulldogs	18	17	1	0	95	16	79	49
2 Elizabeth Grove Green	17	13	0	4	73	29	44	39
3 Seaford Rangers JSL	18	10	3	5	63	43	20	33
4 Adelaide Thunder	18	10	1	7	71	61	10	31
5 Salisbury Inter Black	18	9	2	7	51	34	17	29
6 Barossa United	17	7	3	7	52	52	0	24
7 Adelaide University JSL	17	5	1	11	26	46	-20	16
8 The Cove JSL	18	4	3	11	42	65	-23	15
9 Southern Breakers	17	4	0	13	40	81	-41	12
10 Sturt Lions White JSL	18	2	0	16	37	123	-86	6



## U12 JPL C LEAGUE TABLE

TEAM	P	W	D	L	F	A	GD	PTS
1 Viper FC	9	7	1	0	35	5	30	22
2 Adelaide Victory FC	9	6	2	0	38	16	22	20
3 Western Strikers	9	5	1	2	28	16	12	16
4 Modbury Jets	9	3	1	4	30	21	9	10
5 Adelaide Olympic	9	2	3	3	20	30	-10	9
6 Adelaide University	9	2	2	4	12	25	-13	8
7 Pontian Eagles	9	2	1	5	14	29	-15	7
8 Salisbury United	9	1	2	5	14	37	-23	5
9 Croydon FC	9	1	1	6	17	29	-12	4

## U12 JSL A LEAGUE TABLE

TEAM	P	W	D	L	F	A	GD	PTS
1 Cumberland United Green JSL	11	9	1	1	37	12	25	28
2 White City Blue JSL	11	9	0	2	48	23	25	27
3 MetroStars JSL	11	8	1	2	29	16	13	25
4 Fulham United JSL	11	5	3	3	33	21	12	18
5 Raiders FC JSL	11	5	2	4	30	22	8	17
6 WT Birkalla Yellow JSL	11	5	0	6	27	29	-2	15
7 Campbelltown City Red JSL	11	4	3	4	20	26	-6	15
8 Cumberland United Blue JSL	11	4	2	5	22	23	-1	14
9 Cumberland United Gold JSL	11	3	2	6	23	28	-5	11
10 Para Hills Knights JSL	11	3	2	6	20	27	-7	11
11 Sturt Lions Orange JSL	11	1	1	9	18	47	-29	4
12 WT Birkalla Black JSL	11	0	3	8	22	55	-33	3

## U12 JSL B LEAGUE TABLE

TEAM	P	W	D	L	F	A	GD	PTS
1 West Beach FC White	11	10	0	1	55	15	40	30
2 Plympton Bulldogs Red	11	9	1	1	40	15	25	28
3 Adelaide City JSL	11	7	0	4	30	19	11	21
4 Adelaide Cobras JSL	11	6	1	4	30	20	10	19
5 Adelaide Comets JSL	11	6	0	5	39	27	12	18
6 Gawler Eagles JSL	11	6	0	5	32	33	-1	18
7 White City Red JSL	11	5	2	4	27	19	8	17
8 West Beach FC Black	11	5	1	5	30	43	-13	16
9 Barossa United Green	10	2	1	7	10	33	-23	7
10 Adelaide Blue Eagles Blue JSL	10	2	0	8	13	29	-16	6
11 Adelaide University JSL	11	2	0	9	20	40	-20	6
12 Barossa United Blue	11	2	0	9	14	47	-33	6

## U13 JPL B LEAGUE TABLE

TEAM	P	W	D	L	F	A	GD	PTS
1 West Adelaide	21	16	2	1	51	17	34	50
2 South Adelaide	21	15	1	3	82	31	51	46
3 Seaford Rangers	22	15	1	4	70	32	38	46
4 Fulham United	22	12	4	4	42	21	21	40
5 Modbury Jets	22	9	3	8	60	61	-1	30
6 White City	22	7	5	8	45	45	0	26
7 Croydon FC	22	6	2	12	50	60	-10	20
8 Adelaide Blue Eagles	22	5	4	11	45	54	-9	19
9 The Cove	22	5	1	14	40	59	-19	16
10 Playford City	22	2	5	13	16	57	-41	11
11 Modbury Vista	22	1	4	15	35	89	-54	7

## U13 JPL C LEAGUE TABLE

TEAM	P	W	D	L	F	A	GD	PTS
1 Adelaide Cobras	18	14	1	1	76	15	61	43
2 Adelaide Hills	18	13	2	1	92	21	71	41
3 Adelaide University	18	12	0	4	79	42	37	36
4 Gawler Eagles	18	8	1	7	47	53	-6	25
5 Port Adelaide	18	6	2	8	50	43	7	20
6 Vipers FC	18	5	2	9	42	62	-20	17
7 Northern Demons	18	5	2	9	53	75	-22	17
8 Noarlunga United	18	2	4	10	43	54	-11	10
9 Mount Barker United	18	0	0	16	16	133	-117	0

## U13 JSL A LEAGUE TABLE

TEAM	P	W	D	L	F	A	GD	PTS
1 Elizabeth Grove Gold	18	15	0	3	88	30	58	45
2 Adelaide Comets JSL	18	12	1	5	61	33	28	37
3 Cumberland United JSL	18	11	2	5	61	37	24	35
4 Adelaide City Black JSL	18	10	4	4	49	27	22	34
5 Campbelltown City Red JSL	18	10	1	7	52	61	1	31
6 Salisbury United Blue	18	8	3	7	57	59	-2	27
7 Sturt Lions Orange JSL	18	6	3	9	21	62	-41	21
8 Adelaide City White JSL	18	3	4	11	37	66	-29	13
9 Para Hills Knights JSL	18	4	0	14	33	61	-28	12
10 WT Birkalla JSL	18	1	2	15	35	98	-63	5

## U14 JPL A LEAGUE TABLE

TEAM	P	W	D	L	F	A	GD	PTS
1 Adelaide Comets	22	16	2	2	71	15	56	50
2 MetroStars	22	12	3	5	60	39	21	39
3 Football SA U13 Boys	22	12	2	6	61	35	26	38
4 Campbelltown City	22	10	4	6	45	2	16	34
5 Para Hills Knights	22	10	2	8	53	38	15	32
6 West Adelaide	22	9	4	7	43	51	-8	31
7 Croydon FC	22	10	0	10	61	55	6	30
8 Adelaide City	22	8	3	9	51	31	20	27
9 Sturt Lions	22	9	0	11	32	48	-16	27
10 WT Birkalla	22	2	1	17	22	87	-65	7
11 Modbury Jets	22	1	1	18	11	82	-71	4

## U14 JPL B LEAGUE TABLE

TEAM	P	W	D	L	F	A	GD	PTS
1 Cumberland United	18	16	1	1	111	14	97	49
2 Raiders FC	18	15	3	0	80	9	71	48
3 South Adelaide	18	14	1	3	104	21	83	43
4 Vipers FC	18	10	2	6	54	51	3	32
5 The Cove	18	9	2	7	40	44	-4	29
6 Adelaide Blue Eagles	18	7	1	10	30	58	-28	22
7 Modbury Vista	18	5	1	12	40	77	-37	16
8 Salisbury United	18	2	4	12	22	80	-58	10
9 Adelaide University	18	3	0	15	29	87	-58	9
10 White City	18	1	1	16	20	89	-69	4

## U14 JPL C LEAGUE TABLE

TEAM	P	W	D	L	F	A	GD	PTS
1 Fulham United	21	18	3	0	82	12	70	57
2 Gawler Eagles	20	15	3	2	85	31	54	48
3 Adelaide Hills	21	12	2	7	64	52	13	38
4 Pontian Eagles	21	10	0	11	55	49	6	30
5 Playford City	21	7	3	11	50	76	-26	24
6 Port Adelaide	21	6	4	11	35	52	-17	22
7 Seaford Rangers	21	4	4	13	35	67	-32	16
8 Mount Barker United	20	1	1	18	20	90	-68	4

## 62 U14 JSL A - TOP HALF LEAGUE TABLE

TEAM	P	W	D	L	F	A	GD	PTS
1 Elizabeth Grove	22	16	1	2	97	25	72	49
2 Campbelltown City JSL	22	14	3	2	72	16	56	45
3 Adelaide Comets Black JSL	22	13	2	4	72	25	74	41
4 Para Hills Knights JSL	22	11	1	7	56	36	20	34
5 Raiders FC JSL	22	9	4	6	71	39	32	31
6 Adelaide City Black JSL	22	9	4	6	60	32	28	31
7 Cumberland United JSL	22	8	1	10	53	47	6	25

## U14 JSL A - BOTTOM HALF LEAGUE TABLE

TEAM	P	W	D	L	F	A	GD	PTS
1 MetroStars JSL	21	11	0	7	67	51	16	33
2 WT Birkalla JSL	21	7	1	10	35	52	-17	22
3 Sturt Lions Blue JSL	21	7	0	11	42	79	-37	21
4 South Adelaide JSL	22	5	2	12	26	72	-46	17
5 West Adelaide JSL	22	5	1	13	31	85	-54	16
6 Adelaide City White JSL	21	4	2	12	25	67	-42	14
7 West Beach FC	22	1	0	18	12	93	-81	3

## U14 JSL B LEAGUE TABLE

TEAM	P	W	D	L	F	A	GD	PTS
1 Adelaide Thunder	18	16	0	2	121	31	90	48
2 Tea Tree Gully	18	14	2	2	67	21	46	44
3 The Cove JSL	18	14	1	3	74	18	56	43
4 Plympton Bulldogs	18	10	1	7	70	41	29	31
5 Modbury Vista JSL	18	8	2	8	61	60	1	26
6 Sturt Lions Orange JSL	18	7	4	7	44	63	-19	25
7 Adelaide Comets Blue JSL	18	6	2	10	63	66	-3	20
8 Barossa United	18	3	1	14	28	101	-73	10
9 Adelaide University JSL	18	3	0	15	26	85	-59	9
10 Noarlunga United JSL	18	2	1	15	31	99	-68	7

## U15 JPL A - TOP HALF LEAGUE TABLE

TEAM	P	W	D	L	F	A	GD	PTS
1 MetroStars	22	18	1	3	75	22	53	55
2 Cumberland United	22	16	2	4	59	26	33	50
3 Raiders FC	21	14	2	5	62	29	33	44
4 West Adelaide	20	12	3	5	40	24	16	39
5 Eastern United	21	9	6	6	42	38	4	33
6 Football SA U14 Boys	22	10	2	10	64	43	21	32
7 Adelaide Comets	20	9	3	8	50	41	9	30
8 Adelaide City	22	7	4	11	46	58	-12	25

## U15 JPL A - BOTTOM HALF LEAGUE TABLE

TEAM	P	W	D	L	F	A	GD	PTS
1 Campbelltown City	21	11	2	8	57	42	15	35
2 WT Birkalla	21	9	2	10	41	57	-16	29
3 Modbury Vista	21	8	8	10	52	52	0	27
4 Croydon FC	21	6	6	10	25	47	-22	23
5 Para Hills Knights	22	5	5	11	39	62	-23	21
6 Sturt Lions	20	5	5	10	35	46	-11	20
7 Western Strikers	22	3	3	15	21	64	-43	13
8 Modbury Jets	20	1	1	17	20	87	-67	5

## U15 JPL B TABLE

TEAM	P	W	D	L	F	A	GD	PTS
1 Port Adelaide	22	17	1	4	88	42	46	52
2 Adelaide Blue Eagles	22	17	1	4	72	31	41	52
3 Adelaide Hills	22	14	3	5	65	32	33	45
4 Seaford Rangers	22	13	3	6	77	35	42	42
5 Adelaide University	22	11	4	7	62	41	21	37
6 The Cove	22	11	3	8	63	51	12	36
7 South Adelaide	21	10	2	9	55	56	9	32
8 Gawler Eagles	22	9	1	12	42	59	-7	28
9 Northern Demons	20	8	1	11	35	53	-18	25
10 Adelaide Olympic	22	3	2	17	29	85	-56	11
11 Fulham United	21	2	2	17	21	89	-68	8
12 Playford City	20	2	1	17	39	94	-55	7

## U15 JSL A TABLE

TEAM	P	W	D	L	F	A	GD	PTS
1 MetroStars JSL	18	15	3	0	68	12	56	48
2 Raiders FC JSL	18	12	3	3	64	25	39	39
3 Para Hills Knights JSL	18	12	3	3	60	22	38	39
4 Adelaide Comets JSL	18	10	0	8	52	37	15	30
5 Ghan Kilburn City	18	8	4	6	36	30	6	28
6 Cumberland United JSL	18	8	1	9	61	43	18	25
7 Campbelltown City JSL	18	5	5	8	34	33	1	20
8 Adelaide City JSL	18	6	2	10	40	40	0	20
9 WT Birkalla JSL	18	2	1	15	23	94	-71	7
10 Noarlunga United JSL	18	0	2	16	14	116	-102	2

## U15 JSL B TABLE

TEAM	P	W	D	L	F	A	GD	PTS
1 Sturt Lions Orange JSL	21	20	0	1	150	20	130	60
2 Modbury Vista JSL	20	17	1	2	128	25	103	52
3 Southern Breakers	20	13	0	7	76	44	32	39
4 Adelaide University JSL	21	12	1	8	66	51	15	37
5 Plympton Bulldogs	21	7	2	12	53	85	-32	23
6 South Adelaide JSL	21	4	2	15	23	101	-78	14
7 Sturt Lions Blue JSL	21	3	1	17	21	112	-91	10
8 Adelaide Cobras JSL	21	2	3	16	20	99	-79	9



## U16 JPL A TABLE

TEAM	P	W	D	L	F	A	GD	PTS
1 Adelaide City	22	15	3	4	56	28	28	48
2 MetroStars	22	13	5	4	53	25	28	44
3 Adelaide Comets	22	12	6	4	42	24	18	42
4 Adelaide Olympic	22	11	7	4	42	30	12	40
5 Raiders FC	22	9	4	9	52	41	11	31
6 WT Birkalla	22	9	4	9	56	49	7	31
7 Campbelltown City	22	9	4	9	42	39	3	31
8 Football SA U15 Boys	22	8	5	9	44	40	4	29
9 West Adelaide	22	7	5	10	26	40	-14	26
10 Sturt Lions	22	6	7	9	33	43	-10	25
11 Para Hills Knights	22	5	5	12	33	47	-14	20
12 South Adelaide	22	0	1	21	16	89	-73	1

## U16 JPL B TABLE

TEAM	P	W	D	L	F	A	GD	PTS
1 Western Strikers	22	17	1	2	86	25	61	52
2 Cumberland United	22	16	3	1	87	12	75	51
3 Salisbury United	21	15	3	2	75	21	54	48
4 Adelaide Hills	22	9	4	6	46	30	16	31
5 The Cove	22	9	1	10	35	55	-20	28
6 Gawler Eagles	21	9	0	11	44	47	-3	27
7 Fulham United	22	6	5	8	40	35	5	23
8 Modbury Vista	22	5	3	12	37	59	-22	18
9 Adelaide University	22	5	3	12	14	49	-35	18
10 White City	22	4	4	12	17	50	-33	16
11 Mount Barker United	22	0	1	19	9	107	-98	1

## U16 JSL - TOP HALF LEAGUE TABLE

TEAM	P	W	D	L	F	A	GD	PTS
1 MetroStars JSL	20	15	2	2	66	17	49	47
2 Adelaide Comets Blue JSL	20	13	3	3	71	23	48	42
3 Elizabeth Grove Gold	19	12	2	4	61	26	35	38
4 Ghan Kilburn City	20	11	4	4	43	22	21	37
5 Adelaide City JSL	19	10	5	3	66	27	39	35
6 Campbelltown City JSL	20	8	2	9	68	44	24	26
7 Cumberland United JSL	20	7	3	9	46	48	-2	24

## U16 JSL - BOTTOM HALF LEAGUE TABLE

TEAM	P	W	D	L	F	A	GD	PTS
1 Para Hills Knights JSL	20	13	1	6	77	41	36	40
2 Adelaide Comets Black JSL	20	9	2	9	57	46	11	29
3 Gawler Eagles JSL	20	8	3	9	45	51	-6	27
4 Elizabeth Grove Green	20	5	4	11	38	90	-52	19
5 Adelaide Athletico FC	20	5	3	12	31	68	-37	18
6 The Cove JSL	20	3	0	17	32	95	-63	9
7 Sturt Lions JSL	20	2	2	16	30	98	-68	8
8 Barossa United	7	0	0	7	12	49	-37	0

## U17 JPL A TABLE

TEAM	P	W	D	L	F	A	GD	PTS
1 Adelaide Comets	22	16	2	4	70	25	45	50
2 Raiders FC	22	16	1	5	67	43	24	49
3 Adelaide City	22	12	5	5	72	29	43	41
4 MetroStars	21	12	2	7	56	40	16	38
5 Campbelltown City	21	11	1	9	49	40	9	34
6 Modbury Jets	22	10	3	9	48	45	3	33
7 West Adelaide	22	9	2	11	47	62	-15	29
8 Croydon FC	22	7	4	11	42	63	-21	25
9 Adelaide Blue Eagles	21	7	3	11	32	59	-27	24
10 WT Birkalla	22	6	3	13	29	48	-19	21
11 Para Hills Knights	21	6	2	13	22	47	-25	20
12 Sturt Lions	22	3	2	17	39	72	-33	11

## U17 JPL B - TOP HALF TABLE

TEAM	P	W	D	L	F	A	GD	PTS
1 Seaford Rangers	20	16	1	2	84	29	55	49
2 White city	20	13	4	2	65	18	47	43
3 Eastern united	20	13	1	5	61	33	28	40
4 Adelaide Comets JSL	20	11	5	3	52	21	31	38
5 Playford City	20	9	3	7	66	37	29	33
6 Port Adelaide	20	8	3	8	42	48	-6	27
7 Adelaide University	20	6	3	10	52	48	4	21

## U17 JPL B - BOTTOM HALF TABLE

TEAM	P	W	D	L	F	A	GD	PTS
1 South Adelaide	18	11	3	4	46	22	24	36
2 McLaren Districts	18	9	2	7	52	18	34	29
3 Sturt Lions JSL	18	5	1	12	51	59	-8	16
4 Salisbury united	18	5	1	12	29	81	-52	16
5 Adelaide Victory FC	18	3	3	12	41	81	-40	12
6 Plympton Bulldogs	18	2	2	14	25	77	-52	8

## LEAGUE PREMIERS

### RAA NPL

League Premier	Adelaide Comets
Runner Up	Adelaide City
3rd Place	Campbelltown City
4th Place	MetroStars
5th Place	Sturt Lions
6th Place	South Adelaide

### RAA NPL Reserves

League Premier	Adelaide Comets
Runner Up	MetroStars
3rd Place	Adelaide Croatia Raiders
4th Place	Adelaide United FC
5th Place	Adelaide City
6th Place	Adelaide Blue Eagles

### RAA NPL U18

League Premier	Adelaide City
Runner Up	Adelaide Comets
3rd Place	MetroStars
4th Place	Adelaide Blue Eagles
5th Place	Cumberland United
6th Place	South Adelaide

### WNPL

League Premier	Salisbury Inter
Runner Up	West Adelaide
3rd Place	Adelaide City
4th Place	Football SA NTC

### WNPL Reserves

League Premier	West Adelaide
Runner Up	Adelaide University
3rd Place	Metro United WFC
4th Place	Football SA NTC

### State League 1

League Premier	WT Birkalla
Runner Up	White City
3rd Place	Modbury Jets
4th Place	Playford City
5th Place	Para Hills Knights
6th Place	Adelaide Victory

### State League 1 Reserves

League Premier	WT Birkalla
Runner Up	Fulham United FC
3rd Place	Playford City
4th Place	White City
5th Place	Adelaide Victory
6th Place	Modbury Jets

### State League 1 U18

League Premier	WT Birkalla
Runner Up	Modbury Jets
3rd Place	Para Hills Knights
4th Place	White City
5th Place	Playford City
6th Place	West Adelaide

### Women's State League

League Premier	Modbury Vista
Runner Up	WT Birkalla
3rd Place	Flinders Flames
4th Place	South Adelaide

### State League 2

League Premier	Port Adelaide
Runner Up	Adelaide University SC
3rd Place	Noarlunga United
4th Place	Vipers FC
5th Place	Seaford Rangers
6th Place	Salisbury United

### State League 2 Reserves

League Premier	Seaford Rangers
Runner Up	Adelaide University SC
3rd Place	Noarlunga United
4th Place	Port Adelaide
5th Place	Salisbury United
6th Place	Modbury Vista

### State League 2 U18

League Premier	Cove FC
Runner Up	Adelaide University SC
3rd Place	Modbury Vista
4th Place	Seaford Rangers
5th Place	Port Adelaide
6th Place	Pontian Eagles SC

## LEAGUE CHAMPIONS

### RAA NPL

League Champion	Adelaide City
Runner Up	Adelaide Comets
3rd Place	Sturt Lions
4th Place	South Adelaide
5th Place	Campbelltown City
6th Place	MetroStars

### RAA NPL Reserves

League Champion	MetroStars
Runner Up	Adelaide Croatia
Raiders	
3rd Place	Adelaide Comets
4th Place	Adelaide United FC
5th Place	Adelaide City
6th Place	Adelaide Blue Eagles

### RAA NPL U18

League Champion	Adelaide Blue Eagles
Runner Up	Adelaide Comets
3rd Place	Adelaide City
4th Place	MetroStars
5th Place	Cumberland United
6th Place	South Adelaide

### WNPL

League Champion	Salisbury Inter
Runner Up	West Adelaide
3rd Place	Adelaide City
4th Place	Football SA NTC

### WNPL Reserves

League Champion	Football SA NTC
Runner Up	West Adelaide
3rd Place	Adelaide University
4th Place	Metro United WFC

### State League 1

League Champion	White City
Runner Up	WT Birkalla
3rd Place	Modbury Jets
4th Place	Playford City
5th Place	Para Hills Knights
6th Place	Adelaide Victory

### State League 1 Reserves

League Champion	Modbury Jets
Runner Up	WT Birkalla
3rd Place	Fulham United FC
4th Place	White City
5th Place	Playford City
6th Place	Adelaide Victory

### State League 1 U18

League Champion	WT Birkalla
Runner Up	Modbury Jets
3rd Place	Para Hills Knights
4th Place	White City
5th Place	Playford City
6th Place	West Adelaide

### State League 2

League Champion	Adelaide University SC
Runner Up	Vipers FC
3rd Place	Port Adelaide
4th Place	Noarlunga United
5th Place	Seaford Rangers
6th Place	Salisbury United

### State League 2 Reserves

League Champion	Adelaide University SC
Runner Up	Port Adelaide
3rd Place	Seaford Rangers
4th Place	Modbury Vista
5th Place	Noarlunga United
6th Place	Salisbury United

### State League 2 U18

League Champion	Adelaide University SC
Runner Up	Cove FC
3rd Place	Pontian Eagles SC
4th Place	Port Adelaide
5th Place	Modbury Vista
6th Place	Seaford Rangers

## FFA CUP

### Senior Grade

Winner	Adelaide Olympic
Runner Up	Adelaide City

## FEDERATION CUP

### Reserve Grade

Winner	Cumberland United
Runner Up	Adelaide Olympic

### Under 18's

Winner	Adelaide Comets
Runner Up	Adelaide City

## WNPL AND WSL CUP

Winner	Salisbury Inter
Runner Up	Metro United WFC



## FOOTBALL SA SA FOOTBALL HONOURS

Current Status – 11 January 2022

AWARD	RECIPIENTS	DECEASED	ACTIVE
Hall of Fame	110	45	65
Life Members	180	64	116
Player Life Members	39	6	33
Meritorious Service	46	29	17
Total Awards*	375	-	-
ACTUAL Recipients	298	115	183

\*Includes dual awards

RECIPIENT	Hall of Fame	Life Member	Player Life Member	Meritorious Service
<b>A</b> Ainsley W.R.*	•	•		
Alagich DM (Dianne)	•	•	•	
Alagich R (Richie)	•	•		
Alagich R (Rudolf) OAM*	•	•		•
Alagich S.L (Len)*	•	•		
Alberton D (Dave)	•	•		
Allen A (Andrew)	•	•		
Amato J (Joseph)*	•	•		
Anastasiou T (Theo)	•	•		
Armour B (Bradley)	•	•		
Artone C (Corey)	•	•		
Ashworth W (William)*	•	•		
Augimeri E (Lia)	•	•		
Avory L (Les)	•	•		
<b>B</b> Badenoch S (Sid)*	•	•		
Bailetti M. CAV*	•	•		
Bailetti G (Guillio)*	•	•		
Ball M.J (Mike)	•	•		
Barendregt J.M (Marcel)	•	•		
Barker S (Sarah)	•	•	•	
Beattie A (Alex)	•	•	•	
Bianco N (Nick) AM	•	•		
Billington J (Jim)	•	•		•
Bilyk O (Oleh)	•	•		
Birch W (Billy)	•	•	•	
Black S (Sharon)	•	•	•	
Bonaguro A*	•	•		•
Bonthuis J (Jan)*	•	•		•
Bootes W.O (Owen)*	•	•		
Bralic J (Justin)	•	•		
Brazzale M (Mark)	•	•		
Brebner C.R (Charles)*	•	•		
Brodie S*	•	•		
Brooks M (Michael)	•	•		

Brown S.P (Shirley)	•	•		
Budin N (Nick)	•	•		
Bush H.R (Bob)*	•	•		
<b>C</b> Campagnale G (Georgia)	•	•		
Campbell D. (Donald) AM	•	•		•
Campbell-Smith C*	•	•		
Caputo G (Joe)*	•	•		
Carapetis D (Jim)	•	•		
Carter W.J (Wendy)	•	•		
Cartwright M (Michael)	•	•		
Caruso C (Charlie)	•	•		
Casling R (Reg)	•	•		•
Catanzaro S (Simon)	•	•		
Caudo S (Chic)*	•	•		
Christakos A (Archie)	•	•		
Christison F (Fran)	•	•		•
Cichanowski A (Alex)*	•	•		
Cmielewski A. (Aleks) OAM*	•	•		
Cockayne D (Donna)	•	•		
Coley H*	•	•		
Connell J (Jim)*	•	•		
Connolly C (Cliff)*	•	•		
Connolly T (Tom)*	•	•		
Conway D. (Doug)*	•	•		
Costanzo A (Angelo)	•	•		
Cox R.J (Bob)*	•	•		
Crisp A.T (Allan)*	•	•		•
Croger J.A*	•	•		
Crook M.A (Martyn)*	•	•		
Cummins J (Jace)	•	•		
<b>D</b> D'Aloisio M (Michael)	•	•		
Danks H (Harry)*	•	•		
Darby M (Maria)	•	•		
Da Silva R (Ricardo)	•	•		

Day N (Nathan)	•	•		
DeGiovanniello S (Steven)	•	•		
De Ieso D (Donato)	•	•		
De Lucia G (Gino)	•	•		
Di Bartolo C (Charlie)*	•	•		
Di Bartolo D (Daniela)	•	•		
Di Bartolo F (Franca)	•	•		
Di Carlo O.C (Orazio)	•	•		
Di Fede A (Arthur)	•	•		
Di Mella D (Damien)	•	•		
Docherty G (George)*	•	•		•
Dodd M (Moya)	•	•		
Donk M (Mark)	•	•		
Draper F.S (Frank)*	•	•		
Duke P (Peter)	•	•		
Dunbar M.M (Malcolm)*	•	•		
<b>E</b> Economos A (Arthur)	•	•		•
Elliott N (Nathan)	•	•		
Evans J (John)*	•	•		
<b>F</b> Farrugia T.J (Tony)	•	•		
Federwicz F (Frank)	•	•		•
Flounders N.D (Neville)	•	•		
Foley J (Joe)	•	•		
Forde J.T (Tom)*	•	•		
Franco G (Joe)	•	•		
Fusco John (Jonathan)	•	•		
<b>G</b> Geiser F*	•	•		•
Gentile B.V (Vic)	•	•		•
Gibbons A (Ann)	•	•		•
Giordano A*	•	•		
Giordano R (Rep)	•	•		
Godley D (Daniel)	•	•		
Gossland W.I.S (Iain)*	•	•		
Graham M (Mark)	•	•		

Graham N (Norm)	•	•		
Graham W (Billy)*	•	•		
Greenbank J.R (Jack)*	•	•		
Grelli S (Steven)	•	•		
<b>H</b> Haines J.A.*	•	•		
Hall J. (Joan) MP	•	•		
Hardy J*	•	•		
Harlow D (Denis) OAM	•	•		•
Harvey E.A (Joe)*	•	•		
Hassell B (Bradley)	•	•		
Hastings A (Alex) BEM*	•	•		
Hearn B.K (Bryan) OAM	•	•		•
Henshaw J.P.A. (Tony)	•	•		
Hewitson D (Dave)*	•	•		
Higgins P (Paul)	•	•		
Holford T (Tom)*	•	•		
Holiday R.J (Bob)*	•	•		
Holmes E*	•	•		
Horvath K (Charlie)*	•	•		•
Huffa M (Max)	•	•		
Hunter T (Toby)*	•	•		
<b>I</b> Iuliano T (Ted) OAM	•	•		
Ivanovic M (Milan)	•	•		•
<b>J</b> Jackson W (Bill)*	•	•		•
Janko J.A (Joe)	•	•		
Jenkins T (Tracy)	•	•		•
Johnson F (Frank)*	•	•		
Joyes N.E (Norm)*	•	•		•
<b>K</b> Karadzic Z (Zoran)	•	•		
Karapetis W (Bill)	•	•		
Karittevis C (Con)	•	•		
Karittevis P (Paul)	•	•		
Keen A (Airlie)	•	•		
Keens M (Michael)	•	•		



2021 LIFE MEMBER INDUCTEES

RECIPIENT	Hall of Fame	Life Member	Player Life Member	Meritorious Service
Kidd S (Steven)	•	•		
Kiernon J (Jan)	•	•		
Kokkinopolitis C (Con)	•	•		
Kolecki H (Henry)	•		•	
Kolecki L (Leon)*	•	•		•
Kosmina A (Alex)*	•	•		
Kosmina J (John)	•		•	
Kreft E (Edmund)	•			
Krzysz J (Joe)				•
Kuhar R (Rochelle)	•	•		
Kyriacou E (Ebony)	•	•		
<b>L</b> Langley N. (Noel) OAM*	•			
Latimer J (Jill)			•	
Lawrenson J.W (Jim)*	•			
Leane A (Andrew)	•	•		
Leane D.J (David)	•	•		
Legedza J*				•
Lenzi F (Fred)	•	•		
Lesnicki S. (Stefan) OAM				•
Lewis B (Barry)	•	•		
Linarello G. (Joe) CAV*	•	•		
Lindquist J (John)*	•	•		
Lister F (Frank)	•		•	
Lomman G (Gene)				•
Low R (Bob)*				•
Luker I (Ian)	•	•		
Lukovich M (Mike)*	•	•		
<b>M</b> Maclachlan R (Bob)*	•	•		
Macri G (Georgia)	•	•		
Maginnis T (Truffy)	•	•		
Marafioti P (Peter)*	•	•		
March J.H*	•	•		
Marshall J*	•	•		
Martella T (Tony)	•		•	
Mather J.A (Jack)*	•			
Matic Z. (Zoran) OAM	•	•		
Matosevic R (Robert)	•	•		
Matthews R (Ray)	•	•		
Maxwell S.A (Steve)	•	•		
McCabe J (Jim)*	•	•		
McGachey N (Neil)	•	•		
McGregor W (Bill)	•	•		•
McKain T (Tom)*	•	•		•
McLean J.F (Fraser)	•	•		
McMillan A*	•	•		
McRobert L (Linda)	•	•		
Melta S (Sergio)	•	•		
Meneschella D (Dan)				•
Meneschella D (David)	•	•		
Meneschella M (Michael)	•	•		
Metanowski K*	•	•		•
Miller J (John)	•	•		
Misailidis B (Bill)	•	•		
Mitchell D (David)	•	•		
Mitchell F (Frank)*	•	•		•
Monsieur J (Joe)	•	•		•
Moore Ben (Matthew)	•	•		
Moore K.N (Kristy)	•	•		
Moore R (Ryan)	•	•		
Mori D (Damian)	•	•		
Morrison S (Scott)	•	•		
Moulden Frank B* Sir	•	•		
Mulady M (Mark)	•	•		
Mullen J (Joe)	•	•		
<b>N</b> Natale J (Joe)	•	•		•
Negus J (Jonathon)	•	•		
Nieto E (Eric)	•	•		
Nikolic S (Steve)	•	•		•
Nikolic P (Peter)*	•	•		
Noah D. (Des)*	•	•		•
Norman E (Eric)	•	•		
Nurse F (Frank)*	•	•		•
Nyskohus B. (Bohdan) OAM	•	•		
Nyskohus J (John)	•	•		
<b>O</b> O'Brien B (Bev)	•	•		
Olenjnik K*	•	•		•
O'Malley M (Mick)*	•	•		•
<b>P</b> Pamula I (Irena)	•	•		•
Pantelis N (Nick)*	•	•		
Papageorgiou C (Christina)	•	•		
Parhas V (Vasillis)	•	•		
Pearce S (Shane)	•	•		
Penna L (Lou)*	•	•		
Pepicelli R (Roberto)	•	•		
Perczak S (Stanslow)*	•	•		
Perilli A (Aldo) OAM	•	•		
Perin J (John)	•	•		
Petelskij M*	•	•		
Pezos P (Paul)	•	•		
Pickard G.W (Gordon) AM	•	•		
Pine W.G (Freddie)*	•	•		
Pirone M (Michael)	•	•		
Pollock W*	•	•		
Pozza H (Hugh)*	•	•		
Puyenbroek K.F (Keith)	•	•		
<b>R</b> Reynolds B (Barry)	•	•		•
Roberts R (Ron)*	•	•		•
Robertson L (Lee)	•	•		
Rodda D.S (Debra) ASM	•	•		
Romaine C (Cindy)	•	•		
Romanowicz R (Roger)	•	•		
Ross J.K.D. (Jeff)*	•	•		•
Rossis D (Jim)	•	•		
Rowley E.P (Ted)*	•	•		
<b>S</b> Santrac A (Adrian)	•	•		
Saraceno R (Robert)	•	•		
Sattin L (Lino)	•	•		
Scalzi T (Tony)	•	•		
Scarsella B. (Basil) AM	•	•		
Schaible K*	•	•		•
Sereda A*	•	•		•
Sergeant A (Ann)	•	•		
Sharp C.M (Colin)*	•	•		
Sharp F (Frank)*	•	•		
Sillitoe A.S (Alf)*	•	•		
Simmons P (Paul)	•	•		
Simpson W*	•	•		
Sinclair J.W*	•	•		
Smith J (Jack) OAM*	•	•		•
Soulio R (Rauf)	•	•		
Spagnoletti A.O (Tony)	•	•		
Stam D (Damian)	•	•		
Stavrides J (Jim)	•	•		
Stephens T.C*	•	•		
Stewart J.D (Jimmie)*	•	•		
Stockley H (Harry) snr*	•	•		•
Storr F (Frank)*	•	•		
Swaffer K (Kristyn)	•	•		
<b>T</b> Talbot M (Mark)	•	•		
Tattersall W (Bill)	•	•		
Telfer R (Bob)*	•	•		
Templin H.J (Rudi)*	•	•		
Thomas C.N*	•	•		
Thompson A (Andrew)	•	•		
Thompson H (Harry)*	•	•		•
Thompson T.T* MP	•	•		
Tibaldi F (Frank)	•	•		
Tobias S (Shane)	•	•		
Tobin A (Alex) OAM	•	•		
Tkachuk W (Wally)	•	•		
Trimboli J (Jason)	•	•		
Trimboli L (Leanne)	•	•		•
Tsekinis J (Jim)	•	•		
<b>U</b> Upton S*	•	•		•
<b>V</b> van Dommele A (Adam)	•	•		
Veart C (Carl)	•	•		
Vidmar A (Aurelio)	•	•		
Vidmar T (Tony)	•	•		
Vlassis E (Elias)	•	•		
<b>W</b> Walker A (Bert)*	•	•		
Walker T*	•	•		
Wallace G (George)*	•	•		
Wallace J.B*	•	•		
Wallace K (Keith)*	•	•		
Waterman H*	•	•		
Wells M (Mike)*	•	•		
Welsh K (Kath)	•	•		
Westervelt A (Aaron)	•	•		
White A.T.R (Alf)*	•	•		
White C (Chris)	•	•		
Willoughby J.R*	•	•		
<b>Y</b> Yates M (Mark)	•	•		









[WWW.FOOTBALLSA.COM.AU](http://WWW.FOOTBALLSA.COM.AU)