



FOOTBALL  
**SOUTH  
AUSTRALIA**

---

ANNUAL  
REPORT  
2022

# 2022 ANNUAL REPORT - CONTENTS -

3	FOOTBALL SOUTH AUSTRALIA TEAM	50	EVENTS
4	PRESIDENT'S REPORT	60	FINANCIAL STATEMENTS
10	CEO'S REPORT	70	STATISTICAL INFORMATION
16	COMPETITIONS	83	CORPORATE PARTNERS
34	COACHING & DEVELOPMENT		



**FOOTBALL  
SOUTH  
AUSTRALIA**

ServiceFM Stadium  
Matildas Drive (Corner Briens Road)  
Gepps Cross SA 5094

POSTAL ADDRESS:  
PO Box 87, Pooraka SA 5095

PHONE: 08 8340 3088  
EMAIL: [info@footballsouthaustralia.com.au](mailto:info@footballsouthaustralia.com.au)  
WEB: [www.footballsouthaustralia.com.au](http://www.footballsouthaustralia.com.au)

[www.facebook.com/FootballSouthAustralia](https://www.facebook.com/FootballSouthAustralia)

[www.instagram.com/footballsouthau](https://www.instagram.com/footballsouthau)

[Twitter.com/FootballSouthAu](https://twitter.com/FootballSouthAu)

[www.youtube.com/user/FFSANPL](https://www.youtube.com/user/FFSANPL)



## BOARD OF DIRECTORS



**ESTELLE BOWMAN**  
*President*




**TONY TAORMINA**  
*Vice President*



**JOE FRANCO**  
*Director*



**ALF IANNIELLO**  
*Director*



**SYMOANE MERCUIRO**  
*Director*



**Dr JANE RATHJEN**  
*Director*



**NICK RUNJAJIC**  
*Director*



**MARTIN SMALL**  
*Director*



**SACHA WAINWRIGHT**  
*Director*



**MICHAEL CARTER**  
*Chief Executive Officer*



**SAM CICCARELLO**  
*President*  
*retired May 2022*



**WENDY BARRY**  
*Director*  
*retired May 2022*



**ORAZIO DI CARLO**  
*Director*  
*retired May 2022*

## STAFF MEMBERS

*CEO Executive Assistant / Office & Events Manager*  
Elvira Liaptsis

*General Manager Business Services*  
Heath Pocock

*Finance Officer*  
Julio Angulo-Cubias

*Finance & Administration Assistant*  
Danielle Castello

*General Manager Commercial*  
Mark Easton

*Media & Digital Content Coordinator*  
Matt Mays

*Media & Digital Content Intern*  
Jayden Betterman

*General Manager Football Operations*  
George Georganas

*Women's and Girls' Competition Coordinator*  
Marie Spagnoletti

*Senior Men's Administration Coordinator*  
Alex Sunasky

*Competitions Administration Assistant*  
Sara Ventura

*Junior Competition Coordinator*  
Daniel Scorsonelli

*Football Fives, Futsal & Junior Competition Assistant*  
Anthony Lanzoni

*EZPSSA Coordinator & Member Services*  
Tracey Dycer

*Referee Development Officer*  
Angus McDonald

*Referee Operations Coordinator*  
Bonni King

*Head of WWC Adelaide & Legacy*  
Kimberley Conte

*Game Development Manager*  
Jake Brindley

*Participation Officer*  
Nicholas Whiteside

*Technical Director*  
Michael Cooper

*TD Girls*  
Cristiano Dos Santos Rodrigues

*Skill Acquisition Trainer*  
Richie Alagich

*Venue Manager*  
Charlie Bowman

*Finance Officer\**  
Kim Clayden

*Media & Digital Content Officer\**  
Damien Pipicella

*Participation Officer\**  
Tiarn Powell

*Senior Men's Administration Assistant\**  
Sam Bishop

*Venues Manager\**  
Andrea Van Metzinger

*Receptionist\**  
Paige Heron

*Venue and Catering Assistant\**  
Molly Dyte

*Participation Officer\**  
Mellanye Targino

\*staff member no longer employed at FSA 2022/2023

- THANK YOU -

**TO FOOTBALL SOUTH AUSTRALIA'S HARD WORKING VOLUNTEER PHOTOGRAPHERS**

who's work features prominently throughout this report.



ESTELLE BOWMAN  
 - PRESIDENT'S REPORT -



It was another busy year for Football South Australia.

Whilst Covid-19 still presented its challenges for the football community there has been a silver lining. In addition to highlighting the importance of fiscal discipline and a reminder of best hygiene practice, it has shown the football community can work together in a collaborative way towards our shared objectives to enhance the development and enjoyment of our game. Participation in football in South Australia in all its forms has continued to increase in 2022 and the future looks bright.

There have been many highlights of which to be proud in the past season. In particular were the performances of South Australian clubs in the Australia Cup final rounds with both Adelaide City FC and Modbury Jets SC reaching the round of 16. We were also very proud of the participation of four Socceroos from South Australia in the FIFA World Cup 2022 in Qatar.

Locally there were two outstanding teams who took out the treble for 2022. Adelaide City FC were crowned South Australian RAA National Premier League Premiers, National





Premier League Champions and won the Federation Cup. West Adelaide SC took out the South Australian Women's National Premier League Championship, and Premiership as well as winning The South Australian Women's National Premier League & State League Cup. Congratulations to both Clubs for these outstanding achievements.

2022 saw the departure of several long serving Board Directors. Sam Ciccarello served on the Board for 9 years, 6 years as President and Wendy Barry and Raz di Carlo have also made enormous contributions to the governance of

our sport over many years and have served as Directors with distinction. We thank them for their service. Whilst their expertise and experience will be missed, we have been fortunate to have several very highly qualified "football people" who have put their hands up to give their time and expertise to contribute to the Board ensuring continuity whilst striving for ever increasing success for Football South Australia and our sport more generally.



A major milestone for the sport in South Australia this year was the long-awaited completion of our “Home of Football” within the State Sports Park at Gepps Cross. This facility was officially opened in September by Katrine Hillyard MP, Minister for Recreation, Sport, and Racing. We thank the State Government for their significant investment in this key piece of community infrastructure which will benefit South Australians of all ages for many years to come.

This first-class facility offers three full sized pitches, changing rooms, ten fully enclosed 5-a-side pitches, a function centre, meeting rooms and office space for the Football SA staff. The transfer of our operations and staff, whilst complex, was completed smoothly, maintaining a high level of service to our stakeholders. The facility was almost at capacity immediately on opening and our staff needed to hit the ground running as we played host to many high-profile football events including the CommBank Junior Matildas Training Camp, Australia Cup rounds and RAA National Premier League championships as well as workshops, conferences, and a myriad of other events. The positive feedback from our customers is a credit to our staff who have embraced the new challenges with enthusiasm. Although more pitches are still needed to accommodate demand, having two artificial pitches at this facility enabled Football SA to assist clubs whose pitches had become unplayable when the rains came, enabling competitions to be completed on time.

The new facility now provides a home for the Football SA Museum, which showcases the history of the sport and puts on a professional display of some of the trophies, awards, and other

memorabilia. The Museum is unique. In addition to providing pride in our history and past glories which can be admired by South Australians young and old, it has received very favourable comments from many interstate visitors who come to the site. Thanks must go to the tireless work of the volunteers on the Museum and Awards & Honour Committee who research, document, and present our sport so professionally.

We have added several new sponsors to our highly valued portfolio of loyal supporters. Commercial and corporate partners share our values of partnership and collaboration and have been enthusiastic in taking new opportunities to align with our sport. Many of our sponsors are “best in class” and with national or worldwide product or service leadership. We are grateful to all our sponsors for their support. ServiceFM is the naming rights partner for our new facility, visibly embracing its support for our sport in what is now called ServiceFM Stadium.

Excitement is building as we look forward to the 2023 FIFA Women’s World Cup and the role Adelaide will play in hosting teams from eight countries and five early round matches when the competition commences in July 2023. Football South Australia has worked with the State Government, Clubs and Councils to implement its Women’s World Cup Legacy plan. The Legacy plan which includes three strategic pillars via Participation, Infrastructure and Women in Leadership is now fully activated.

Actions aimed at *participation* include the introduction of Northern Legacy Leagues, School based competitions for girls, which is now expanding, and a variety of new competitions





which enhance the opportunity to play and to extend the reach of football to wider audiences to people of all ages and abilities. Football South Australia has also secured funding for four Regional Development Officers who will be based in rural communities with a remit to increase engagement and participation in our sport.

*Infrastructure* remains a focus with our ambition to provide the best places to play. We have targeted partnerships with councils and schools in both regional and metropolitan locations and planning for additional facilities is well advanced, subject to funding.

*Women in leadership* is the third strategic pillar of the plan where activities have been both varied and well supported and covering a panoply of topics of relevance to women in sport and in society more generally. Often in collaboration with other organisations, Football South Australia has facilitated activities such as speakers, workshops, seminars,

mentoring opportunities and exposure to key figures and role models in what is a busy calendar of events and experiences which will continue in 2023.

Together, with the State Government's support, we are confident there will be a significant Legacy for football long after the 2023 Women's World Cup has finished.

The audited financial statements with this Annual Report show a modest surplus which is a very pleasing result in this difficult financial climate. Football South Australia's hard working staff under CEO, Michael Carter, are to be congratulated and thanked for their efforts. They set a benchmark for the development of a performance culture and mindset of which our sport can be proud.

Lastly, I would like to thank all our Clubs, our volunteers, our match officials and players who make our sport what it is today and who choose to make football their "happy place".





# 2022 SA SUMMARY



TOTAL PARTICIPATION

99,021

15%  
GROWTH  
ON 2021

6%  
growth  
on 2021

WOMEN & GIRLS  
PARTICIPATION  
7,239

INCLUDES OUTDOOR,  
REGISTERED FUTSAL & SOCIAL

## LEAGUES

TOTAL PARTICIPATION  
41,031

INCLUDES SCHOOLS, COMMUNITY EVENTS & PROMOTIONAL EXPERIENCES

### OUTDOOR AFFILIATED FOOTBALL

36,737  
PARTICIPANTS

5%  
growth  
on 2021

305  
CLUBS



30,041  
MALE  
(82% OF TOTAL)



6,689  
FEMALE  
(18% OF TOTAL)



MINIROOS  
13,366  
PARTICIPANTS



MALE  
10,975



FEMALE  
2,390

YOUTH  
12,761  
PARTICIPANTS



MALE  
9,993



FEMALE  
2,765

SENIOR  
10,610  
PARTICIPANTS



MALE  
9,073



FEMALE  
1,534



3,190  
REGISTERED COACHES  
81% MALE  
19% FEMALE

594  
REGISTERED REFEREES  
90% MALE  
10% FEMALE

1,696  
VOLUNTEERS  
64% MALE  
36% FEMALE

SPECIFIC DIVERSITY AND INCLUSION  
PROGRAMS PARTICIPANTS

1,507

Includes programs specifically for Cultural and Linguistically Diverse Communities, Aboriginal and Torres Strait Islander & All Ability participants

### OTHER FORMATS

FUTSAL  
1,277  
PARTICIPANTS



MALE



FEMALE

SOCIAL  
1,653  
PARTICIPANTS



MALE



FEMALE

SCHOOLS TOTAL  
18,478  
PARTICIPANTS

Includes FA Sporting Schools, school competitions and school participation programs

COMMUNITY EVENTS &  
PROMOTIONAL EXPERIENCES  
33,889  
PARTICIPANTS

\*Total numbers include male, female and gender unspecified

MICHAEL CARTER  
- CEO'S REPORT -

Season 2022 has been a very positive year for the game in South Australia, with many highlights throughout.

Modbury Jets SC, Adelaide City FC and Adelaide United FC all did the state proud in the Australia Cup with all making it through to the round of 16, while Adelaide United continued their strong tradition late in the cup competition, making it through to the Quarter Finals.

The performance from Adelaide City in the RAA National Premier League (NPL) and West Adelaide SC in the Women's National Premier League (WNPL) by winning the League, Cup and Grand Finals respectively, is a very rare achievement and is certainly deserving of significant recognition.

Football SA's digital presence continued to grow increasing the number of eyeballs enjoying not only match highlights or goals of the week, but community stories of significance that impact on the South Australian football family.

Other significant highlights include the opening of significant assets for the game including the Southern Football Facility for Cove FC, the completion of Karinya Reserve for Sturt Lions FC, the completion of new change facilities for Modbury Jets SC and the significant development at Regency Oval, home of Croydon FC. The venues are going to leave a lasting impression on the game and its participants for many years to come.

The official opening of the World Class State Centre for Football on Saturday 16 July, now known as Service FM Stadium, was a significant milestone for football in the state. This important development has achieved the desired outcome of establishing a community level facility that can cater for grassroots football through to the elite level of the game. The investment by the State Government, our corporate partners and Football South Australia have connected the entire game.









Every piece of infrastructure developed over the past 7 years has reached capacity prior to opening. There is no doubt that on the back of the 2023 FIFA Women's World Cup there is a need for further investment in strategically located areas to cater for the participation demand and achieve outcomes in line with government objectives. Turning players away from the game is not good for the community, families, or children.

Football has demonstrated an ability to partner and deliver great community outcomes and in doing so has enabled Football SA to develop the game at a community level and keep the community active. Strong demand for participation is justifying the investment

in facilities. Thank you to our Sports Minister, Katrine Hildyard for the support of Football in the state.

From a corporate point of view, Football SA is very fortunate to have the backing of corporate Adelaide. In 2022 we announced ServiceFM as naming rights partner of the State Centre for Football for the next 5 years. During the year we also welcomed OneWorld LED, Sportal, Schweppes and Balfours to the Football Family in South Australia. We also extended many existing corporate partnerships. The corporate family within football in the state is a formidable force and we thank you for partnering with us.





The annual RAA Celebration of Football returned in force in 2022 with a record attendance celebrating the collective achievements of the game from community to the elite level of the game. The Sergio Melta Medal winner was the popular Alex Mullen, while the Shirley Brown medal for the WNPL went to Rachel Quigley. Four new members were inducted to the South Australian Football Hall of Fame and congratulations to Ray Matthews, Peter Duke, Jill Latimer and David Leane.

October saw the launch of the inaugural Summer Football Fives competition at ServiceFM Stadium. The purpose built 10 court facility was beaming with activity and welcomed just over 1000 participants to the newly formed competition. The Football Fives pitches were heavily used during 2022 by schools, community groups, full time development squads and casual users.

In November we watched the Subway Socceroos compete in the 2022 Qatar FIFA World Cup and we of course look forward to the build up to the 2023 FIFA Women's World Cup to be hosted on home soil. In partnership with the South Australian State Government, Football SA received \$460,000 over the next two years to support the WWC Legacy Plan pillar of participation. The funding enables Football SA to employ Regional Development Officers to grow the game in regional South Australia. Full time staff are to be deployed in the Limestone Coast, Riverland, Eyre Peninsula and Adelaide Hills.

For the team of dedicated staff at Football SA, season 2022 was unlike any before. Navigating the final impacts of Covid-19 on the competition, while preparing for our move to ServiceFM Stadium proved to be a huge challenge for the group. I am very pleased to report that the transition went extremely well but could not have been achieved without the collective team approach. The number of events held, external functions attracted, new competitions commenced and the partnership with the surrounding community could not have gone better and congratulations to all involved.

I would like to thank retiring President Sam Ciccarello, directors Wendy Barry and Orazio Di Carlo for their hard work and dedication throughout their time as directors of the Board. The contribution made by all was substantial. The passing of Dave Hewitson was terrible news for the football community and our



thoughts are with wife, Jan, his sons and extended family and friends. The Board of Directors led by President, Estelle Bowman, are to be thanked for their dedication and support in a volunteer capacity as we strive to advance the game in this state.

To all volunteers at club and association level, thank you for your hard work in providing an environment for your members. Volunteering is often a thankless task, and we appreciate your contributions, above and beyond, and making football what it is today.

As mentioned throughout my report the past twelve months has been a very positive and exciting period for Football in South Australia. All clubs and associations are to be applauded for their commitment to the game. We look forward to our ongoing growth of our sport.





# MEDIA UPDATE



# SOCIALS



**7675**



**110%**



**10,208**



**13%**



**667k ENGAGEMENT**



**47%**



**1.2m PAGE VISITS**



**4%**



**208k ENGAGEMENT**



**86%**



**RAA**  
**SEASON 2022**  
**NPL.TV BY THE NUMBERS**

TOTAL RAA NPLSA MATCHES	139
TOTAL SEASON VIEWS	265K
FINALS SEASON VIEWS	39K
AVERAGE PER GAME	500

HIGHEST VIEWED MATCH  
RAA NPLSA GRAND FINAL  
ADELAIDE CITY v ADELAIDE COMETS

**3.7K\***

\* GAME WAS ALSO BROADCAST ON 44  
DATA NOT YET ACQUIRED



**SEASON 2022**  
**NPL.TV BY THE NUMBERS**

Total WNPLSA Matches	186
Total Season Views	52,000
Finals Season Views	6,000
Average Views Per Match	276

HIGHEST VIEWED MATCH  
WNPLSA GRAND FINAL  
West Adelaide v Adelaide City

**1.5K\***

\* GAME WAS ALSO BROADCAST ON 44  
DATA NOT YET ACQUIRED



**STATE LEAGUE**  
**SEASON 2022**  
**NPL.TV BY THE NUMBERS**

Total State League T Matches	139
Total Season Views	78,000
Finals Season Views	12,000
Average Views Per Match	285

HIGHEST VIEWED MATCH  
WNPLSA GRAND FINAL  
West Adelaide v Para Hills

**4.2K**

STATE LEAGUE GRAND FINAL 3257 VIEWS





DANIEL SCORSONELLI  
- SENIOR MEN'S  
COMPETITION REPORT -





## OVERVIEW

The 2022 season continued as per the previous season with each competition (RAA National Premier League (NPL), State League 1, and State League 2) with 12 teams competing in each division.

This was another COVID-19 disrupted season with teams needing to accommodate multiple changes throughout the early stages of the season. Clubs were very receptive of the COVID-19 policy which allowed matches to be postponed if a certain number of players within a team had the virus as per Covid-19 Regulations.

All clubs are to be commended for their fantastic showing of commitment and resilience to continue to work through these disruptions that enabled the season to conclude as scheduled for 2022.

It was also a historic year for football within South Australia with the opening of the State Centre for Football (ServiceFM Stadium) at Gepps Cross. The venue was a host for all Grand Finals, Australia Cup Preliminary Round Federation Cup Finals, multiple RAA NPL and State League fixtures along with numerous other major events and provided a state-of-the-art experience for spectators, coaches, match officials and players.

## RAA NATIONAL PREMIER LEAGUE (NPL) AND STATE LEAGUE 1 AND 2 COMPETITIONS

Following on from a disrupted 2021 season, the RAA National Premier League, State League 1, and State League 2 league schedules were back to normal with Round 1 commencing the weekend of 18 February 2022 in line with the Football Australia Domestic Match Day Calendar.

2022 provided a spectacular display of Grand Finals with a stand-alone RAA NPL final on 9 September between Adelaide City and Adelaide Comets, followed by two promotion deciders for the State League 1 and State League 2 competition on 10 September 2022. All three Grand Finals were played in front of significant crowds at ServiceFM Stadium.

Moving into the new facility allowed for a 'festival of football' for all Senior Grades Grand Final's with the RAA NPL, State League 1, and State League 2 U18s and Reserves all playing their finals in the lead up to the aforementioned Senior State League finals on 10 September. This was a spectacular showcase of South Australian Football with over 7,000 people in attendance across the 8 finals during the day.

In the RAA NPL, 22 rounds of home and away fixtures were played. At the end of the home and away season, Adelaide City claimed the League Premiership following a 6-0 victory of Adelaide Olympic to beat Campbelltown City to the premiership by 1 point.

Football SA also reintroduced the Grand Final Breakfast for the first time since the 2019 season. It was great to see members from all clubs gather at ServiceFM Stadium to celebrate what was a monumental season for football in South Australia.

The RAA NPL SA Grand Final saw a replay of the 2021 final between Adelaide City and Adelaide Comets. Adelaide City capped off their season by defeating Adelaide Comets in a 2-1 victory, taking out a back-to-back RAA NPL SA Championship. It was another extremely healthy crowd of 3,500 people.

### SEASON HONOURS

League Premiers: Adelaide City  
League Champions: Adelaide City



In the State League 1 home and away season, Modbury Jets were the dominant team all season taking out the premiership by 6 points. The chasing pack could hardly be separated with 2 points between 2nd and 4th.

West Adelaide took on Para Hills Knights in the State League 1 Grand Final to secure promotion into the RAA NPL. The match was an absolute thriller finishing 4-3 in favour of West Adelaide who earned their spot back into the top division for the first time since 2019.

#### SEASON HONOURS

League Premiers: Modbury Jets

League Champions: West Adelaide

In the State League 2 competition, Adelaide Cobras were crowned league Premiers after battling closely with rivals Vipers FC throughout the season. Adelaide Cobras ended up securing promotion into the State League 1 competition with a 2-1 victory of Gawler Eagles in Round 21 of the season.

The State League 1 Final was another promotion thriller with Vipers FC taking on Western Strikers in front of another packed crowd at ServiceFM stadium. Vipers scored a 90th minute equaliser to make the game 3-3 and take it into extra-time. A goal in the 100th minute of the game was all that would separate the two teams with Vipers winning the match 4-3 AET.

#### SEASON HONOURS

League Premiers: Adelaide Cobras

League Champions: Vipers FC

## AUSTRALIA CUP | FEDERATION CUP

The National Cup competition returned in 2022 with a new name, Australia Cup, and saw some exceptional performances from Community and Federation clubs. As per previous seasons Football Australia confirmed that South Australia would receive two Member Federation spots in the Australia Cup Final Rounds. The two teams to progress to the Australia Cup Round of 32 were the two teams that win the Australia Cup Preliminary Rounds Qualifying Finals.

The first Qualifying Final saw Eastern United, and Adelaide City battle it out with Adelaide City easing into the Federation Cup Final and gaining qualification. The second Qualification Final, saw Modbury Jets qualify after defeating Vipers FC. This was a valiant effort from Eastern United (State League 1) and Vipers FC (State League 2) who exceeded all expectations throughout the competition.

Once both teams had qualified into the Australia Cup Final Rounds, the competition name reverts to the Federation Cup.

Adelaide City completed the double after beating Modbury Jets with a dominating 5-0 win to become the 2022 Federation Cup Champions. Both teams earning a spot in the Australia Cup Final Rounds, a fantastic achievement particularly for Modbury Jets who reside in the State League 1 competition.

Adelaide City played Queensland outfit, Logan Lightning at Marden Sports Complex in the Round of 32 and came out victorious following a 1-0 victory. Modbury Jets travelled to

Western Australia to play Armadale and secured their spot in the Round of 16 of the competition alongside Adelaide City with a convincing 5-2 victory.

The Australia Cup Round of 16 saw both Modbury Jets and Adelaide City face A-League opposition. Modbury Jets were outclassed by the eventual Cup winners, Macarthur FC, in a match that finished 4-0 to the Victorian side.

Adelaide City drew Adelaide United which was the second consecutive Adelaide derby after Adelaide Olympic drew the same opponent in the same stage in 2021. The match was played at ServiceFM Stadium in front a massive crowd of 3,350. Adelaide City took the match down to the wire, only being defeated 4-1 on penalties following a 1-1 draw after 120 minutes.

Congratulations to all teams that participated and to Adelaide City and Modbury Jets on a great campaign.





## 2023 COMPETITION

The 2023 Senior Men’s Competition Structure will remain unchanged and will consist of

- RAA National Premier League – 12 Teams
- State League 1 – 12 Teams
- State League 2 – 12 Teams

Promotion and relegation will occur across all three competitions. In the RAA National Premier League and State League 1, two teams (12th and 11th Place) will be relegated to State League 1 and State League 2 respectively with the League Premier and League Champion of State League 1 and State League 2 gaining promotion to the National Premier League and State League 1 respectively.

Upon review, the Final Series Format has been amended for the 2023 RAA NPL, State League 1 & State League 2

season. Please see below format which will be determined by the team’s league finish from the 2023 home & away season.

### WEEK 1 Elimination Finals

Match	Home Team	vs.	Away Team	Type of Final
Match A	3rd Place	vs.	6th Place	Elimination Final
Match B	4th Place	vs.	5th Place	Elimination Final

*1st and 2nd placed team will have a bye*

### WEEK 2 Semi Final Leg 1

Match C	1st Place	vs.	Lowest Ranked EF Winner	Semi-Final #1 Leg 1
Match D	2nd Place	vs.	Highest Ranked EF Winner	Semi-Final #2 Leg 1

### WEEK 3 Semi Final Leg 2

Match E	1st Place	vs.	Lowest Ranked EF Winner	Semi-Final #1 Leg 2
Match F	2nd Place	vs.	Highest Ranked EF Winner	Semi-Final #2 Leg 2

### WEEK 4 Grand Final

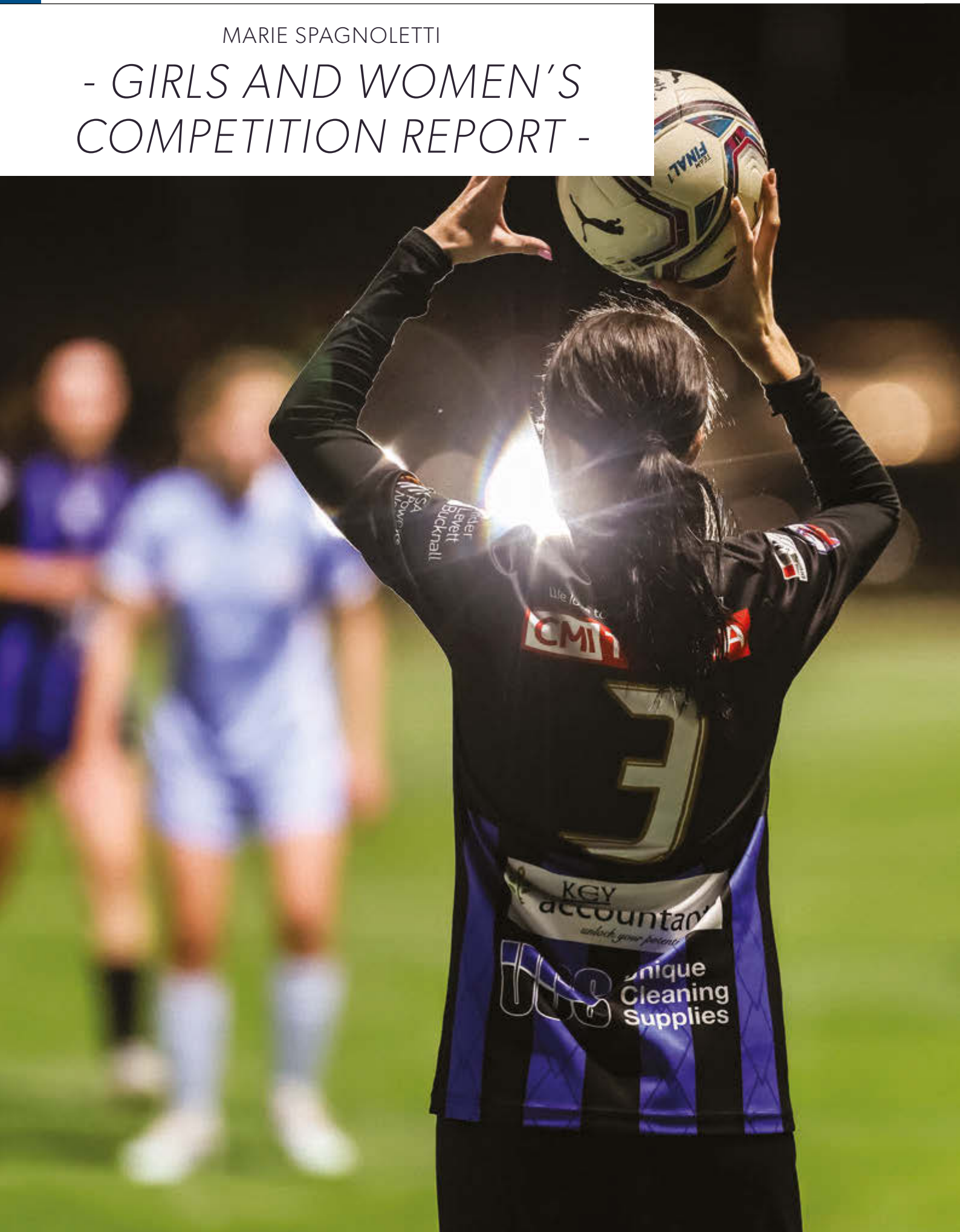
Match G	Winner Semi Final #1	vs.	Winner Semi Final #2	Grand Final
---------	----------------------	-----	----------------------	-------------



- Teams that finish 1st and 2nd at the conclusion of the home and away season will have a bye in the first week of finals and progress to the Semi Finals.
- The team who finishes in first (1st) and second (2nd) position at the conclusion of the Home and Away Season can nominate their preference to play the first (1st) leg of their Semi Finals either at home or away, subject to venue availability and Football SA approval.
- Football SA may change the finals format at its own discretion.

MARIE SPAGNOLETTI

# - GIRLS AND WOMEN'S COMPETITION REPORT -





## WOMEN’S NATIONAL PREMIER LEAGUE (WNPL)

The 2022 season saw a restructuring of the Women’s National Premier League to a ten-team competition which created a greater number of pathway opportunities for our elite female footballers. The introduction of Modbury Vista SC and WT Birkalla SC to the WNPL brought with it renewed enthusiasm and interest in the newly formatted 18 round competition. Our WNPL Clubs continue to invest in player development and pathways and the league is a testament to their commitment.

The WNPL Preseason competition enabled teams to prepare for the upcoming season. The preseason competition commenced in early February with Salisbury Inter SC defeating West Adelaide 2-1 in the final. All the preseason games were held at The Parks Football Centre which created a community feel and built a sense of anticipation for the start of the 2022 season.

The league was extremely competitive and entertaining with ladder positions being decided on the final round. The clear stand out team this season was West Adelaide SC who finished 7 points clear of Adelaide City FC, under the guidance of Tracey Jenkins. Tracey’s team claimed all three trophies on offer, League Premiers, League Champions and the Women’s National Premier League and State League Cup.

In front of 1200 spectators at ServiceFM Stadium on Friday 23 September, West Adelaide were crowned 2022 Women’s National Premier League Champions. The showcase match against Adelaide City was a tense and entertaining game of football with a sole Racheal Quigley goal in the 28th minute separating the two teams. Racheal found the back of the net 26 times in the league claiming the Golden Boot award and she was also awarded the Shirley Brown Medallist with 23 votes. Emilia Murray from Football SA NTC came second on 20 votes.

The Women’s National Premier League and State League Cup was held with 28 teams vying for cup glory. Over 2100 fans

flocked to ServiceFM Stadium on Sunday 14 August for a full day of Women’s Cup Football action with many staying behind to see the traditional rivals West Adelaide and Adelaide City go head-to-head. The final score was 3-1 to West Adelaide with Meleri Mullan named Player of the Match.

### SEASON HONOURS

League Premiers West Adelaide  
 League Champions West Adelaide

## WOMEN’S STATE LEAGUE (WSL)

The Women’s State League in its second year saw teams compete for top spot and automatic promotion to next year’s Women’s National Premier League. The WSL Preseason competition enabled teams to prepare for the upcoming season with South Adelaide Panthers FC taking out the competition with a 3-0 win over Modbury Jets SC. Adelaide Hills Hawks FC, Campbelltown City SC and Elizabeth Grove SC were granted entry into the WSL.

Flinders United WFC was the standout, under the guidance of Joel Porter, the team remained undefeated for the season finishing 5 points ahead of second placed South Adelaide. With the final round to be played Flinders United gained promotion into the Women’s National Premier League for the 2023 Season.

On Sunday 11 September, South Adelaide, having finished the season in second place, took on Fulham United FC in the 2022 Women’s National Premier League and Women’s State League Play Off game at ServiceFM Stadium. South Adelaide was defeated by Fulham United 3 goals to nil in the play off. South Adelaide was very competitive, created multiple goal scoring opportunities but it wasn’t their day in front of goals.

The Ann Sergeant Medal was awarded to Poppy Waterford from Modbury Jets. Poppy had an outstanding year taking out the Women’s State League player of the year with 27 votes, Eliza





MacDonald-Hall from Flinders United finished second with 19 Votes. The Women's State League Golden Boot Award went to Eliza Macdonald-Hall, scoring 19 goals for Flinders United.

#### SEASON HONOURS

League Champions Flinders United

## COMMUNITY AND JUNIOR GIRLS

The Junior girls season saw a total of 79 teams across 8 leagues between Under 13's and Under 17's with a 10% increase in teams from 2021. Girls only MiniRoos teams again grew in 2022, with a total of 59 teams across U7, U9 and U11 age groups, with a total of 18% increase from 2021. The Under 13's Girls leagues changed to a 9 v 9 format this season which meant that 11 more teams entered the competition and resulted in the establishment of another Under 13 girls league.

The increase in number of teams within the MiniRoos and Junior Girls have come from existing clubs that are committed to their junior girl's program and offering a pathway to as many young girls as possible. This year we saw 32 local clubs enter at least one girls' team between the age of Under 7's through to Under 17's. In the lead up to the FIFA Women's World Cup 2023 our sport will continue to experience rapid growth in participation and there is an opportunity for clubs to leave a legacy and cater for females willing to play football.

Aldinga Soccer Club, Pontian Eagles, Playford Pirates, Rowe Park United, Salisbury Sharks, Stirling Districts, Western Strikers, and Woodside Warriors entered a women's community team this season having not entered a team the previous year.

Throughout the 2022 season, there were many standout statistics. Congratulations to Modbury Vista, winning Division 1, Northern Wolves winning Division 4 North and Salisbury Sharks winning Division 5 North only losing 1 match. Congratulations to Salisbury Inter who were undefeated and won the Division 2 title.

In our Junior Girls leagues, there were several teams that won their league undefeated including Fulham United in the Under 15 Girls Blue, Adelaide University in the Under 13 Girls Purple North. Four teams only lost 1 match for the year, they were Modbury Vista in the Under 15 Girls Red, Adelaide University in the Under 13 Girls Red, Adelaide Hills in the Under 13 Girls Blue and Noarlunga United in the Under 13 Girls Purple. Congratulations to all teams on their fantastic achievements.

The 2022 Girls and Women's Cup finals were held at ServiceFM Stadium on the Sunday 14 August where we saw Adelaide University win the Under 13 Girls Cup, Modbury Vista win the Under 15 Girls Cup and Adelaide Hills win the Under 17's Girls Cup. Modbury Vista claimed the Division 1/2/3 Cup and Northern Wolves claimed the Division 4/5/6 Cup.

The 2022 season was very exciting and successful, it is a testament to the hard work, time, and commitment many volunteers have to their clubs. Football SA appreciates the effort of these individuals that contribute to providing football opportunities for girls and women. Our clubs and its many volunteers must be commended for their ability to work through the challenges and uncertainty that Covid-19 presented throughout the season.







DANIEL SCORSONELLI AND ANTHONY LANZONI

# - JUNIOR COMPETITIONS REPORT -





## JUNIOR PREMIER & STATE LEAGUES

The first competitive fixtures of the 2022 Junior Premier League (JPL) and Junior State League (JSL) seasons commenced on March 20 with the final matches being played on October 2.

The 2022 season did not go without disruptions, between the rise in COVID-19 cases and extreme weather, hundreds of games were forced to be postponed during the year. To ensure we completed a full season, numerous games were moved to available weekends and mid-week. This resulted in numerous games over a short period of time; all clubs, players, coaches, volunteers and parents showed a great amount of cooperation and flexibility to ensure these games were played.

Across all Junior Premier & State Leagues, there was a total of 297 teams registered, which saw an increase of 18 teams from the 2021 season.

2022 provided many challenges but also brought with it many highlights, including the introduction of new clubs in Football SA junior competitions. We welcomed Northern Wolves to the Junior Competition in the U17's.

During the season the Junior Premier and State Leagues comprised of a minimum of 18 through to 26 matches.

Another highlight included the inaugural Sammy D Violence Prevention Round which took place on the weekend of 17 – 19 July. The purpose of this round was to raise awareness and reduce violence both on and off the football pitch. Clubs were provided blue armbands to wear on the day as well as promotional material to display across their club. This round had the fewest red cards/ reports of any round throughout the season.







## 2022 JUNIOR CUP

This year's Junior Cup Competition Finals were played on September 18 and held at ServiceFM Stadium for the first time. The event was a great opportunity to show the state-of-the-art facility, which was the perfect venue to bring together all players, coaches, match officials, volunteers and parents to celebrate a rewarding season.

The cup final was run slightly different to previous seasons with the U12's, U14's and U16's all kicking off at 9:30am followed directly by the U13's, U15's and U17's which started at 11:30am. It was a great day to watch football which as reflected by having approximately 1500 people come through the gates.

Adelaide Croatia Raiders dominated proceedings, taking home 3 trophies as the U13, U16 and U17 champions. MetroStars (U12), South Adelaide (U14) and Para Hills Knights (U15) were the other teams to be crowned champions.

**U12 JUNIOR CUP FINAL 9:30AM Artificial Pitch 2**  
WT Birkalla 0

V MetroStars 2 [ #31 Levi Taddeo, #8 Andrew Pirri]

Best on Ground award: Levi Taddeo - MetroStars

**U13 JUNIOR CUP FINAL 11:30AM Artificial Pitch 2**  
Adelaide Croatia Raiders 1 [ #16 Riad Rarhidi]

V MetroStars 0

Best on Ground award: Riad Rarhidi – Adelaide Croatia Raiders

**U14 JUNIOR CUP FINAL 9:30AM Artificial Pitch 1**  
Adelaide Croatia Raiders 0

V South Adelaide 3

[ #20 George Carpenter x2, #8 Oliver Hudson]

Best on Ground award: George Carpenter – South Adelaide

**U15 JUNIOR CUP FINAL 11:30AM Artificial Pitch 1**  
Para Hills Knights 1 [ #14 Owen Lishman]

V Football SA U14 Boys 1 [ #75 Chris Irakoze]

(Para Hills Knights won 5-3 on penalties)

Best on Ground award: Owen Lishman – Para Hills Knights

**U16 JUNIOR CUP FINAL 9:30AM Showcase Pitch (Grass)**  
Adelaide Olympic 0

V Adelaide Croatia Raiders 4

[ #4 Ali Al Hakeem, #10 Kaelan Laird, #31 Lucas Botsos, OG]

Best on Ground award: Ali Al Hakeem – Adelaide Croatia Raiders

**U17 JUNIOR CUP Final 11:30AM Showcase Pitch (Grass)**  
Football SA U16 Boys 1 [ #42 Cody Septoe]

V Adelaide Croatia Raiders 1 [ #6 Russell Muzinda]

(Adelaide Croatia Raiders won 5-4 on penalties)

Best on Ground award: Ali Hakimi – Adelaide Croatia Raiders





### MINIROOS

Each year the MiniRoos numbers have been growing exponentially as players are becoming increasingly eager to play the game from a young age. The total number of teams that participated in MiniRoos leagues in 2022 was 386 teams - up from 359 in 2021.

This season held the first pre-season MiniRoos Grading Carnival. This event took place on February 20 across three venues. Teams were required to play multiple games with the results used to establish the league structure for the 2022 season. A special thanks goes out to Campbelltown City, Adelaide Comets, and South Adelaide for hosting this event.

The MiniRoos program is an essential pathway for clubs to further their junior programs and provide them with the foundations of football from the grass roots. The MiniRoos program has proven to help clubs establish a sound base to their junior teams through the focus on learning fundamental new skills, being active and making life-long friends.

Although 2022 has been a different year with many challenges faced, all the clubs have shown us that their resilience and love for the game has remained unweathered.



ANTHONY LANZONI &amp; ALEX SUNASKY

## - FUTSAL COMPETITIONS REPORT -



The 2022 futsal calendar commenced differently given the cancellation of the 2022 National Futsal Championships due to COVID-19. This, however, did not discourage numerous opportunities for players, coaches, and match officials to be involved locally.

### ACADEMY

Football South Australia (FSA) continued with its Futsal Academy based at St Clair Recreation Centre on Tuesday evenings during the school term, expanding to Roma Mitchell Secondary College in Term 4 on Monday nights. 114 boys

and girls participated throughout the year in weekly training sessions guided by some of our state futsal coaches; an increase from the 84 participants in 2021. Our academy teams also participated in regular school holiday carnivals.

Our School Holiday Futsal Carnivals held in April, July and October have become a regular fixture on the futsal calendar, attracting 278 participants across the April and July Carnivals. Each carnival was held on one day across multiple pitches at St Clair Recreation Centre with several matches for each of the participating teams of boys and girls from Under 8 through to Under 16's. A large contingent of local national league and futsal clubs were well represented amongst the carnivals.



### COUNTRY FUTSAL CHAMPIONSHIPS

The annual Football SA Country Futsal Championships provide regional futsal associations with the opportunity to participate against various associations. In addition to this, players are identified to attend state trials in Adelaide later in the year with the potential for selection to the Football SA State Futsal teams participating at the Football Australia National Futsal Championships to be held in January the following year.

The 2022 Country Futsal Championships was scheduled for Sunday 10 July at the Minlaton Basketball Stadium, in the Yorke Peninsula. Due to a clash with the outdoor season and player availability, the Country Futsal Championships was unable to proceed. Football South Australia will endeavor to hold the Country Championships in Minlaton in early 2023.

The Football SA Country Futsal Championships also provides an opportunity for match officials, both locally and from metro Adelaide, to continue their futsal referee development and potential pathway toward Football Australia National Futsal Championships.



### STATE FUTSAL CHAMPIONSHIPS

The State Futsal Championships held on Monday 19 December 2022 with junior boys, girls, youth men and women and Athletes With Disabilities (AWD) teams all participating across 5 various categories to be crowned Football SA's State Futsal Champions.

212 players, 20 match officials and countless team officials, volunteers, Football SA Staff, St Clair Recreation Centre staff and parents contributed to the fantastic spectacle. 5 pitches were in operation across the day with a record 110 matches being contested from early in the day group matches, to playoffs and finals to conclude proceedings.

The State Futsal Championships are Football SA's precursor to the Football Australia National Futsal Championships held in January the following year. Many players who participate here go on to represent South Australia at the Nationals, with the next opportunity to represent the state being at the 2023 Football Australia National Futsal Championships to be held in Melbourne, Victoria at Parkville – Melbourne Sports Centres.

Thank you to all who participated throughout the day and made it the success that it was.



### FUTSAL COMPETITIONS

Our affiliated futsal bodies do an amazing job and coordinate competitions all year round for futsal players of all abilities. Football SA in 2023, will continue to work closely with our current affiliated members and look at ways to bring further clubs, leagues, and associations into the Football SA futsal family to provide futsal with the opportunity to develop and progress.

This year Football SA welcomed Pro Futsal as a new affiliate; a fantastic Futsal body that operates out of St Clair Recreation Centre on a weekly basis. Showcasing some of the best open futsal South Australia has to offer.

Riverland Futsal, Yorke Peninsula, Port Augusta, and Jamestown continue to drive futsal in regional areas of our state, with healthy competitions and some positive development occurring.

In metro Adelaide, Futsal SA continue to deliver a sound competition for seniors on Wednesday and Sunday evenings all year round, and summer competitions from early October through finals held in mid-December.

Football SA would like to acknowledge all our futsal members and the tireless work that occurs behind the scenes. Without your support or the opportunities to participate, be that as a players, coach, referee or spectator, would be near on impossible. Football SA looks towards 2023 to increase the opportunities and grow the game of futsal.



ANTHONY LANZONI  
 - FOOTBALL FIVE5  
 COMPETITION REPORT -



In 2022 Football South Australia launched Football Five5, at ServiceFM Stadium on the 10 state-of-the-art purpose built 5-a-side pitches.

The game of 5-a-side is played in an enclosed tennis court sized artificial pitch, with smaller goals and shorter game length. Senior games consist of two 20-minute halves with a 5-minute break and junior games being two 15-minute halves. The game is designed to be fast paced for the full duration of the match, with the ball only deemed out of play when it hits the back fence behind either goal or goes out of the cage. As a result, the game has very few stoppages and allows players to utilise the walls to their advantage, making for great viewing and an exciting match.

Football Five5 is a great way to meet people, stay fit and have some fun all whilst playing football. There are a range of

different leagues and competitions for all types of footballers. From beginners wanting to have a social kick around to semi-professionals trying their hand at small-sided football.

The first ever Football Five5 SA Winter Leagues commenced on 18 July 2022 which saw 14 open men's teams compete in an 8-week social competition every Monday night. The teams thoroughly enjoyed themselves, however looking ahead to the Football Five5 Summer Leagues there was room to grow into Adelaide's premier 5-a-side social competition.

Football South Australia held two exhibition 5-a-side games broadcast live on Channel 44, a first of its kind. The two games played were a Women's National Premier League Grand Final rematch between West Adelaide Soccer Club and Adelaide City Football Club and a National Premier League powerhouse clash between Adelaide City Football





Club and Campbelltown City Soccer Club. Both games were fast, skillful, and full of goals with some of South Australia’s best semi-professional footballers showing the best of what they have to offer.

West Adelaide SC and Adelaide City FC took out the victory for both the women’s and men’s games respectively. Both matches were played in great spirits and was a fantastic promotion for the game seeing team registrations for the upcoming Football Five5 Summer Leagues increase significantly.

The Football Five5 Summer Leagues commenced on Monday 10th October and was a huge success, with a total of 117 teams across Senior Men, Women, Mixed and Junior competitions. Of those 117 teams 56 were Senior Men, 8 Senior Women, 4 Mixed and the remaining 49 being Juniors. There was over 1000 active registered participants competing Monday, Wednesday, and Thursday nights at the ServiceFM Stadium. Many of whom are new participants of a Football SA competition.



The Football Five5 SA Summer Leagues consisted of a 10-week season including 2 weeks of finals. Senior games were played on Monday and Wednesday nights across three timeslots. Whilst Junior games were also played across three timeslots on Thursday nights.

Football Five5 offers a product to footballers of all ages that want to continue playing the game socially. With the possibilities of where this game goes being endless, the purpose built 5-a-side pitches have been used for more than just Football Five5, with



teams using them for trainings, coaching courses, gala days, school excursions and more.

Football Five5 also presented itself as a great way for young inexperienced referees to gain experience in Football. 67 referees attended the Football Five5 referee courses, 30 of which weren’t previously registered with Football SA. The referees enjoyed the fast paced and social nature of the game.

The 2022 Football Five5 season proved an overwhelming success and we look forward to a bigger and better 2023 season.





TRACEY DYCKER

# - EASTERN ZONE PRIMARY SCHOOLS SOCCER ASSOCIATION -



The 2022 season kicked off on 14 May under the administration of Football SA for the second year. The Eastern Zone Primary School Association is an important grassroots competition providing participating opportunities for school aged children to be introduced to the sport in a fun and welcoming environment.

This year, Football SA introduced Under 6's and Under 7's into the competition for the first time, allowing more opportunities for younger players to participate in the sport. The introduction of 6's and 7's also provides a link from the Football in Schools program run by FSA Game Development Team into structured competition formats.

The 2022 season saw a total of 80 teams participating, a 14% increase from the season prior. This year students from Roma Mitchell High School were engaged to assist as Game Leaders and referees, further providing opportunities for students to gain practical experience after completing referee and game leader courses delivered by Football SA.

The Annual Interzone Championships between North West Junior Soccer Association (NWJSA) and Eastern Zone as well as the Cup Semi Finals and Finals were held at ServiceFM Stadium, the highlight of the year for some of the players who previously would not have had the opportunity to participate at a top-class Football Facility.

During the Final Round of the 12 Year Division matches at ServiceFM Stadium, players were presented with their winner and runner up medals by special guests Corey Artone (a product of the junior association) and current Adelaide United Captain, Craig Goodwin. The players were extremely excited and couldn't wipe the smiles off their faces.

Football SA would like to thank the dedicated supervisors who have volunteered their time throughout the year to ensure the competition has been ran to a high standard week in week out, thank you to Aldo Perilli OAM, Gabby Vistoli, Robert Goodall, Jack Sierat, Greg Brodie, David Walker and President John Iannunzio.





↑ U12 Red Combined  
 ↓ Interzone Cup Senior



↑ Interzone Cup Junior Winner - Rostrevor  
 ↓ Interzone Cup Senior Runner Up - St Josephs Hectorville



LEAGUE WINNERS

*12 YEAR+ CHAMPIONSHIP – RED DIVISION*  
 Winners St Joseph’s Hectorville  
 Runners Up St Joseph’s Payneham

*BILL BELL CUP*  
 Winners Marryatville  
 Runners Up East Adelaide

*12 YEAR+ CHAMPIONSHIP – BLUE DIVISION*  
 Winners Rostrevor  
 Runners Up Linden Park

*INTERZONE CUP*  
 Junior Primary Winner Rostrevor (EZPSSA)  
 Junior Primary Runner Up Grange (NWJSA)  
 Senior Primary Winner Nazareth (NWJSA)  
 Senior Primary Runner Up St Joseph’s Hectorville (EZPSSA)

*JIM HUFFADINE CUP*  
 Winners St Joseph’s Payneham  
 Runners Up St Joseph’s Hectorville



## ANGUS MacDONALD AND BONNI KING - REFEREE REPORT -

In the 2022 season, Football SA saw a 34% increase in match officials with a total of 402 registered match officials in South Australia compared to 2021. The number of active female referees in Season 2022 almost doubled from Season 2021 with 43 active female match officials.

Football SA referees officiated across several competitions which included the Collegiate Soccer League, SA Masters League, Adelaide Hills Junior Soccer Association, Limestone Coast Football Association, Noarlunga and Districts Junior Soccer Association, Riverland Soccer Association, Port Lincoln Soccer Association and Jamestown Futsal. Our affiliation with South Australian Amateur League (SAASL) and South Australian Football Referees Association (SAFRA) saw a continued growth and development of match officials that officiated in that particular competition. Football SA had an overall average appointment coverage of 85% across all competitions in a Covid-19 affected season.

Referees continued to support the South Australian Junior Soccer Association by officiating both the State and Country Championships (with the assistance of the Sunraysia Referees Association). South Australian Match Officials were invited to

attend Kanga Cup as referees and referee coaches. Football SA provided support to several school competitions including Sports Association for Adelaide Schools, School Sport SA, Independent Girls Schools Sports Association (IGSSA) and South Australian Primary School Amateur Sport Association (SAPSASA). Football SA would like to thank the affiliated competitions and associations for their support and assistance with match official development in 2022.

National Referee Training and Qualification Programs continued to be delivered to the football community in 2022. This includes club refereeing programs through Football SA's affiliation with SAASL and the Education through Football program. In 2022 there were 15 Level 4 refereeing courses held and 4 Level 3 Courses, as well as 2 Level 3 Assessor courses. These courses were delivered both regionally and within the metropolitan area, with over 220 individuals attending the Level 4 courses, 36 attending the Level 3 courses and 12 completing their Level 3 Assessor qualification. In addition to these, 14 participants completed the Futsal Level 3 and Futsal Laws of the Game course held in early November. With the introduction of the Football Five5 competition, we welcomed 36 qualified Football Five5 Referees.





In 2022, the Referee Academy continued to operate and develop the next generation of high performing youth match officials. The instruction of the Referee Academy continued with FIFA referee and Lead Academy Instructor Daniel Elder, with Coaching Advisory Group member Daniel Bryant as the Support Instructor. Multiple sessions were held throughout 2022 which assisted with the growth of potential future National Premier League and National League match officials with a larger focus towards preparing referees for senior football. This was also the inaugural year of the Referee Development Squad, which is positioned beneath the Referee Academy in the South Australian Match Official Development Pathway. The group focuses on the education and creation of high performing Level 3 referees. The Referee Development Squad was run by Football SA Referee Development Manager Angus MacDonald, which targeted different aspects of football to continue to improve these young referees.

The National Youth Championships and NTC Challenge returned in 2022. SA were requested to supply 2 female and 4 male referees for the respective tournaments. The Coaching Advisory Group ran an in depth selection process which resulted in 3 females and 6 males being shortlisted. All of these officials participated in a specialised preparation series. 3 female and 4 male officials attended the respective tournaments. They all performed at a high level, with numerous appointments to final series matches and with Tom Brinkworth winning 14 Boy's Referee of the Tournament.

This year saw the introduction of a new approach to senior referee development under the guidance of Michelle Smith in the role of Senior Referee Development. A Coaching Advisory Group (CAG) was established to grow the high performance of the senior match officials and to continue the development of emerging referees to be able to move into the senior referee panels. Two referees successfully achieved their level 1 referee qualification and eight achieved their level 2. The group oversaw the development of all registered match officials, and had a collaborative approach towards refereeing progress and improvement. The group also oversaw the selection and nomination process for the Elite Referee selection process (ERSL). This is the formal process for referees to progress to the A-Leagues, each state is asked for nominations to the Nationally run process.

Futsal continues to be an area of opportunity and growth for Football SA, with a new affiliation to ProFutsal which allows match officials to improve their skills and have more opportunity to officiate games at a high level. Futsal Nationals will occur in early 2023 which has seen two South Australian referee coaches attending in Andrew Murray and Raymond Grima.



## 2022 AWARD WINNERS LIST

Daniel Faulkner

*2022 David Gardiner Most Improved Level 2 Referee*

Leigh Prior

*2022 Carlo Barbo Most Improved Level 3 Referee*

Robert Fritz

*2022 Community Referee of the Year*

Jayden Toohey

*2022 Best First Year Referee*

### 2022 FIFA & AFC PANELS

Referees	Daniel Elder <i>FIFA and AFC</i> Isabella Blaess <i>AFC Academy</i>
Referee Assessor	Craig Zetter
Referee Instructor	Craig Zetter

### FOOTBALL AUSTRALIA NATIONAL PANEL MATCH OFFICIAL APPOINTMENTS 2022-2023 SEASON

#### Isuzu A – League Men's on-field match officials

Daniel Elder	<i>Referee</i>
Paul Cetrangolo	<i>Assistant Referee</i>
Matthew Cream	<i>Assistant Referee</i>
Henry Day	<i>Assistant Referee</i>
Daniel Cook	<i>Fourth Official</i>

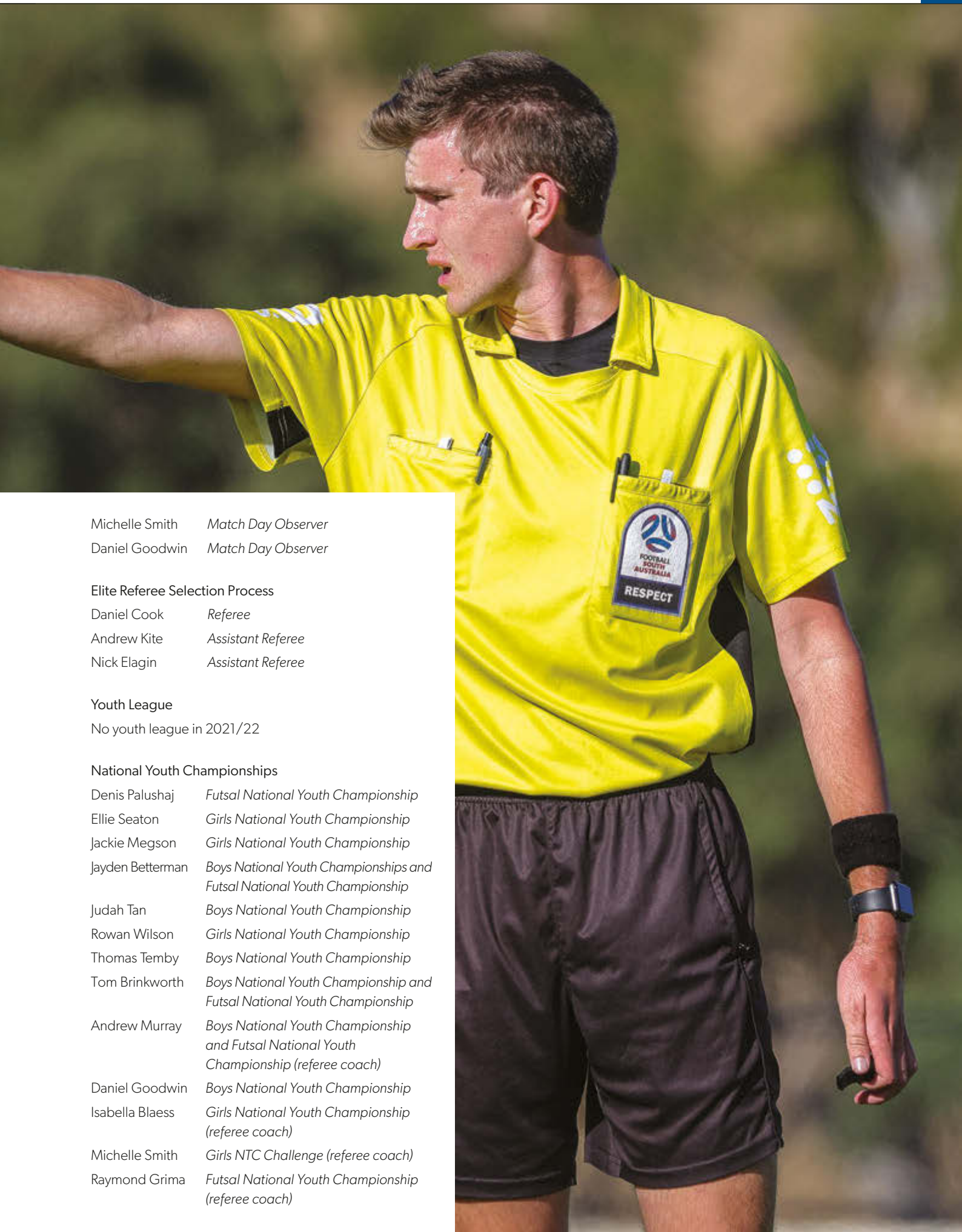
#### Liberty A – League Women's on-field match officials

Isabella Blaess	<i>Referee</i>
Paula Orlandi	<i>Assistant Referee</i>

#### National League off-field appointments

Craig Zetter	<i>Elite Referee Coach</i>
--------------	----------------------------





Michelle Smith *Match Day Observer*  
 Daniel Goodwin *Match Day Observer*

**Elite Referee Selection Process**

Daniel Cook *Referee*  
 Andrew Kite *Assistant Referee*  
 Nick Elagin *Assistant Referee*

**Youth League**

No youth league in 2021/22

**National Youth Championships**

Denis Palushaj *Futsal National Youth Championship*  
 Ellie Seaton *Girls National Youth Championship*  
 Jackie Megson *Girls National Youth Championship*  
 Jayden Betterman *Boys National Youth Championships and  
 Futsal National Youth Championship*  
 Judah Tan *Boys National Youth Championship*  
 Rowan Wilson *Girls National Youth Championship*  
 Thomas Temby *Boys National Youth Championship*  
 Tom Brinkworth *Boys National Youth Championship and  
 Futsal National Youth Championship*  
 Andrew Murray *Boys National Youth Championship  
 and Futsal National Youth  
 Championship (referee coach)*  
 Daniel Goodwin *Boys National Youth Championship*  
 Isabella Blaess *Girls National Youth Championship  
 (referee coach)*  
 Michelle Smith *Girls NTC Challenge (referee coach)*  
 Raymond Grima *Futsal National Youth Championship  
 (referee coach)*

JAKE BRINDLEY AND KIMBERLEY CONTE  
 - *LEGACY, PARTICIPATION  
 AND DEVELOPMENT* -



In June 2022, with the need for our programs to be scalable, Legacy programs can be adapted to suit grassroots, school holiday & state development for across the broader football participant groups.

### LEADERSHIP

Moving across 2022 and into 2023, leadership events dot the calendar with the intent of impacting as many young people as possible. Young female athlete events focusing on holistic health, tenacity and resilience, mental health, and relationships will be hosted in 2023. Partnering with the Office for Women, a 'Respect' campaign featuring trainings & workshops will be tailor- made for our members, officiating and coaching courses directed at secondary students and

other young females recognizing that skills learned on the pitch are directly transferrable to future employment.

Partnering with Football Australia, strong leadership programs targeting women in clubs, member federations and associations to provide leadership training, addressing non-sporting leadership content such as business development & finance, governance, media training, and providing committee/board opportunities. Additional leadership workshops will be adapted for clubs, with new programs seeking to engage local partners and provide additional training to volunteers. A newly designed media course allowing for greater female representation within the football space will include photography, videography, and commentary program and provide access to a breadth of matches from grassroots to the FIFA Women's World Cup.





## LEGACY AMBASSADORS

Football SA was delighted to announce the appointment of Bruce Djite, Isabel Hodgson and Natasha Stott Despoja AO as Ambassadors for the Football South Australia Women's World Cup 2023 Legacy Plan and Committee. The appointment of Bruce, Isabel and Natasha is integral in delivering and promoting the initiatives outlined in the legacy plan. Their commitment to driving change for girls and women has been at the forefront in accepting the role. The Legacy plan provides a unique opportunity to inspire long-term positive change for girls and women, not only in the sport but more broadly across the community. The ambassadors will represent, leverage and influence to achieve greater representation for girls and women and initiate positive societal and cultural change. Thank you to Natasha, Bruce and Isabel for their contributions, and advocacy representing the Football SA Legacy Plan.

## LEGACY CARNIVAL

Over 200 juniors descended on VALO Football Centre on Friday 4 March to take part in the "Legacy Carnival" to celebrate the 500 Days to Go milestone until the FIFA Women's World Cup 2023. During the event the public was also given an opportunity to give their thoughts on how & what a legacy they would like to see and posting their ideas on the Football SA "Legacy Wall". From the small that are learning to write, right through to parents & grandparents who have seen the journey we have been on over the past 50 to 100 years in this state posted on the wall telling us what they are hoping for. To mark the occasion, all participants at the event joined forces to mark out the number "500" on the pitch prior to the Women's National Premier League Pre-Season Cup with Football SA capturing the spectacle with a drone. We thank all the clubs, players, volunteers, and officials that came out to celebrate this event.





## 200 DAYS TO GO CARNIVAL

The opportunity for growth during the Women's World Cup kicked off with the '200 Days to go' school carnival. An event providing access and inclusion to young people whose first touchpoint started here at the ServiceFM stadium. Important to the success and responsibility to our community has been partnerships with SA Police (SAPOL), Schools, Department of Human Services SA (DHS), Adelaide United FC and other impactful groups. The Legacy program's newly found leagues are playing a vital role in providing the first touchpoint to young girls across the Northern and Southern regions.

## NORTHERN SCHOOLS LEGACY LEAGUE NETWORKING SESSION

Football SA were proud to present the Networking Session for School Principals, Delegates and PE Teachers held 31 August at ServiceFM Stadium. The Session was held to discuss the Legacy League success in the Northern School program, with guest speakers Legacy Ambassador Bruce Djite & Legacy Committee Chair, Jane Rathjen. The event hosted representatives from participating schools, and schools located in the East, South and Western Legacy League Area.

## COMMBANK JUNIOR MATILDAS TRAINING CAMP

In April, Football SA was delighted to host the Commonwealth Bank Junior Matildas in South Australia for a week's training camp. The squad was one of the first national teams to enjoy the amenities at the new State Centre for Football. The week also included the RAA Gala Day which took place on Anzac Day, 25 April, which included a Junior MiniRoos Carnival before a "Green v Gold" Commonwealth Bank Junior Matildas internal match. The camp also engaged with the Football SA Regional players and coaches, with participants from the Regional Training Camp having the opportunity to watch a session and also have a session coached by the U17 head coach Rae Dower. Rae Dower also delivered a Coaching Workshop during her stay.

## FIFA WOMEN'S WORLD CUP OFFICIAL DRAW DAY PARTY

Football South Australia hosted female teams from the Copa America and African Nations Cup in a 5-a-side tournament on the official FIFA Women's World Cup Draw Day. The day included an open training session where fans came to see the Adelaide United Women's team practice, attend an autograph session, and hear 3 key players on the team discuss the upcoming world cup. Guests watched the official Women's World Cup Draw in the ServiceFM Stadium function room which was attended by guests such as the Honourable Katrine Hildyard, former Matildas Tracey Jenkins and Sacha Wainright and members of the FSA Legacy League.

## NORTHERN SCHOOLS GIRLS FOOTBALL LEAGUE

The Northern Schools Girls Football League is Football South Australia's first pilot competition focusing on engaging female participants aged 15-18 as part of our FIFA Women's World Cup Legacy Plan. The pilot competition had five foundation schools who have paved the way to further grow female football in 2023, they are:

- St. Columba
- Trinity College
- Xavier College
- Gleeson College
- Parafield Gardens High School

Due to the success of the pilot competition, Football South Australia will be extending the competition to focus on Reception – Year 12 in 2023. So far, we have had 14 schools nominate 56 teams for next year.

## FOOTBALL IN SCHOOLS

The Football in Schools program saw just over 1200 participants in 2022, 95% of these are new to the game. It is important to note that the Football in Schools program is a great transition point into organised football, with a healthy transition rate of 42% into clubs, association, or school-based football.





Training has commenced for a large intake of casual coaches to allow us to service more schools in 2023 and provide more opportunities for people to play the game, capitalising on the 2022 FIFA Men’s World Cup and 2023 FIFA Women’s World Cup.

### REGIONAL CAMP

The 2022 Regional Camp was held in April at the new ServiceFM Stadium with 70 players coming from different regional areas in South Australia. As a result of the camp, 22 boys were selected to represent Regional South Australia in the Boys State Development Carnival in July. 18 girls were selected to represent Regional South Australia in the Girls State Development Carnival in October.

### SCHOOL HOLIDAY CAMPS

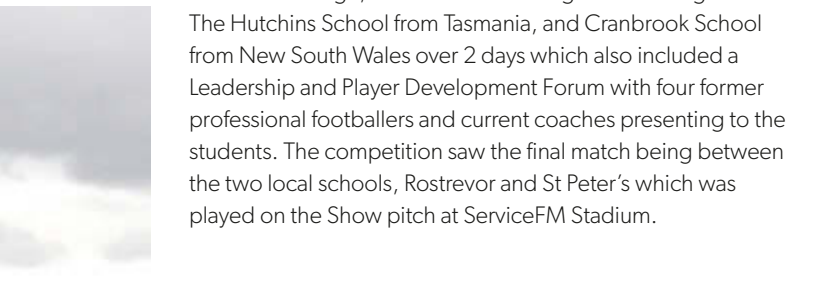
Football South Australia launched a pilot School Holiday Training Camp with 34 participants in the October school holidays. Due to the success of the camp, a full school holiday product has been created and will go live from January 2023.

The school holiday programs available are:

- 3-day Training Camps
- 2-day GK Camps
- One Day Camps

### INTERSTATE INDEPENDENT SCHOOL CUP

Football SA was proud to support the interstate School Cup in July. ServiceFM Stadium hosted two South Australian Schools, St Peter’s College, and Rostrevor College with visiting schools The Hutchins School from Tasmania, and Cranbrook School from New South Wales over 2 days which also included a Leadership and Player Development Forum with four former professional footballers and current coaches presenting to the students. The competition saw the final match being between the two local schools, Rostrevor and St Peter’s which was played on the Show pitch at ServiceFM Stadium.





# JAKE BRINDLEY AND KIMBERLEY CONTE - ALL ABILITIES AND INCLUSION FOOTBALL -



## BEDFORD COMMUNITY LEAGUE

The Bedford Community League 2022 was held at ServiceFM Stadium with 60 participants competing across 5 teams in a 10-round tournament.

It was another year of great football matches, competitiveness, and sportsmanship.

In the grand final match, The Lions (1st) faced Adelaide Atletico (2nd) in a very exciting game, the score was close, but Adelaide Atletico FC lifted the trophy at the end with a 5-4 win over The Lions.

For the first time, a presentation night was held at the end of the league, the VIP guest list included members from the Bedford Group, Manchester City Supporters Group and Australian Paralympic Athlete, Neil Fuller, who is also the honorary president of the supporters group.

Jordy Henderson from The Lions took the golden boot award scoring 23 goals. Joshua Butler from Sturt Lions FC got the golden gloves award due to being consistent and making impressive saves during the competition. Best and Fairest was a close competition but this year's winner was Taylor Harvey from Adelaide Atletico FC, just after coming back from the 2022 National Para Football Championship.

Football South Australia would like to thank the Bedford Group for another year of a successful partnership and their support in this competition.



### BLIND AND PARTIALLY SIGHTED FOOTBALL

Relationships have been fostered between the Football South Australia, Paralympics Australia and the South Australian School for the Vision Impaired resulting in training sessions, school holiday camps and ongoing strategic planning sessions with the goal of hosting the Partially Sighted Futsal National Championships, the inaugural National Women’s Blind Football Camps, and the FIFA Women’s World Cup Unity Pitch activation in 2023.

### 2022 NATIONAL PARA FOOTBALL CHAMPIONSHIP

The 2022 National Para Football Championship was held at the Gold Coast Performance Centre in September. South Australia’s squad was represented by ten local players and one ACT player. The 2022 championship had more than 100 athletes participating across 8 teams representing their state with a historic all-female team from Capital Football featuring this year.

The team had been training together at Adelaide Atletico Football Club for the last two years, who also contributed to the development of the players. After four days of competition, Football SA’s squad took on Queensland with the winner being awarded the Plate Final. Both teams were strong, but we saw South Australia show their determination with Riley Stubing and Luc Launder each netting the ball for SA. Zade Nethercott added to SA’s tally for a 5-0 finish over the Sunshine State.

A huge congratulations to the Football SA National Squad that brought home the silverware and a big thankyou to Lucinda Bueti (Head Coach), Peita Liaptis (Assistant Coach / Team Manager), Kayla Nemeth (Physiotherapist) and Rebecca Jovanovic (Team Official).



### PHOENIX CUP

The 2022 Phoenix Cup was scheduled to take place on 3 December, which would have been a celebration of International Day of Disability. Unfortunately, the tournament could not go ahead as the weather exceeded Football South Australia’s heat policy. The tournament has been rescheduled to 15 January 2023.



### KICK-OUT HATE TOURNAMENT

The Kick-Out Hate tournament was an initiative funded by the Department for Human Services (DHS) in partnership with DHS, the Australian Federal Police, Football South Australia and SEDA College. The Kick-Out Hate initiative is a crime prevention event promoting inclusivity and diversity through football. Youth between the ages of 12-17 took part in a football tournament at ServiceFM stadium on 17th September, with a view to continue offering similar programs in the near future.



MICHAEL COOPER

# - TECHNICAL REPORT -





## NEW FSA TECHNICAL DIRECTOR MESSAGE

I am pleased and very proud to now call Adelaide home and work for Football South Australia to continue the great work that has already been achieved in the player and coach development space.

Richie Alagich and Cristiano Dos Santos work tirelessly with their teams of coaches to provide development experiences for many players. The success of player development over the years has been outstanding for the size of the state and the participation numbers in comparison to the others states and we aim to become the best state overall for player and coach development.

Our role as a Member Federation is to develop players and coaches in the state by providing support and programs for different types of players. A term we like to use is, right players in the right program with the right coach for that player.

We are writing this report off the back of a very respectable World Cup campaign for our national men's team. We have a huge opportunity to work collectively to build on this inspiration moving into another World Cup year in 2023 and establish the most successful pathway programs for youth in the country.

## BOYS DEVELOPMENT

### FULL TIME STATE PROGRAMS

Football SA has squads in U13, U14 and U15 age groups who train and play full time with the aim to maximise individual potential. Each team plays an age group up in the Junior Premier League (JPL) competition structure and players move freely between training sessions and games to experience a range of challenges.

Football SA coaches are supported to deliver an engaging and player centred curriculum based on individual development with

a laser focus on creating a positive learning environment. All teams competed well in their respective league and cup competitions in 2022 with many individuals performing well in age groups above their year of birth and over 20 players having game experiences with Adelaide United youth teams.

### DEVELOPMENT PROGRAMS

These programs are designed for players registered at clubs to gain more football development experiences to accelerate their growth under the supervision of Football SA coaches. Over 350 players were involved in this year's State Development Program (SDP) and summer State Acquisition Program (SAP) with some exciting potential for the future being identified.

### NATIONAL YOUTH CHAMPIONSHIPS

This year we returned to Coffs Harbour with 4 boys' teams who tested themselves against the country's best. Players were selected to represent South Australia from our Full Time State programs and the development programs. All players and staff represented us very well with many comments from technical staff around Australia complimenting us on our approach to playing brave and intelligent possession football whilst working collectively and passionately to win the ball back.

## GIRLS DEVELOPMENT

### FULL TIME STATE PROGRAMS

Our girls' squads are U14, U15, U16 and U18 and train and play full time at our State Centre, ServiceFM Stadium under the guidance of a team of Football SA coaching staff. Our U14 and U15 squads play in boys Junior Premier League (JPL) competitions to provide an optimal challenge and our older age groups compete in the Women's National Premier League (WNPL)



seniors and reserve competitions. All teams experienced a range of game outcomes and performances which will help players develop but we have highlighted that we need smaller squads and more game experiences to increase the total number of games girls play per year.

#### DEVELOPMENT PROGRAMS

In 2022 we experienced growth within our girl's development programs which is proving the interest in girls' development increasing and this will only continue with the FIFA Women's World Cup in 2023. Over 300 girls participated in our State Development Program (SDP) and Skill Acquisition Programs (SAP).

#### NATIONAL YOUTH CHAMPIONSHIPS:

September 2022, Football SA sent 3 teams to participate in the National Youth Competition (NYC). The week was unfortunately affected by bad weather, but the players were exposed to an invaluable development experience and can learn from some challenging games versus the bigger states. Our oldest group competed extremely well at the October National Training Centre (NTC) challenge with some respectable individual and team performances.

#### CURRENT & FORMER FOOTBALL SA PROGRAM PLAYERS

- Three Adelaide born players represented Australia at the FIFA World Cup with Adelaide United captain Craig Goodwin opening the scoring against France.
- Charlotte Grant had a great year representing her country with many starts for the Matildas and establishing herself at the highest level.
- Harry Crawford 2022 Boys U15 NYC player of the tournament.
- Noah Ellul 2022 Boys U14 goalkeeper of the tournament.
- 8 male players transitioned from our state programs to Adelaide United youth. Nestory Irankunda had a breakout year for Adelaide United scoring 3 A league goals and Musa Toure, Luka Jovanovic and Ethan Alagich also made their A league debut this season.
- 6 females transitioned from our state's programs to Adelaide United women's 2022-23 A league squad. Emilia Murray scored the winner in the opening game of this season.





*BOYS' NATIONAL YOUTH TEAM SELECTION:*

Nestory Irankunda, Fabian Talladira and Sotiri Phillis represented the Joeys at the Asia qualifiers in Melbourne.

Raphael Rodrigues, Yaya Dukuly, Steven Hall and Kane Vidmar represented the young Socceroos in qualifying for the Asia cup.

*GIRLS' NATIONAL YOUTH TEAM SELECTION:*

Emilia Murray captained the young Matildas at a recent Four Nations competition and Grace Wilson also represented her country at this competition and the Junior Matildas ASEAN Football Federation (AFF) earlier in the year.

Ella Tonkin played at the U20 World Cup in Cost Rica and has been a starting centre back for Adelaide United this season.

Nine talented players in total represented themselves and South Australia at National team training camps throughout the year which is a great achievement for all involved in girls football development.

**COACH EDUCATION**

Coach education is effectively workforce development, and Football SA's aim is to improve the offerings to help recruit, develop and retain the right type of people for each football

environment in South Australia. In 2022 Football SA continued to deliver the C, B and A licences here in SA albeit a slightly different course program due to Covid-19 restrictions.

In 2023 Football SA will continue to deliver formal courses, the Coaching Conference and Coaching Workshops, as well as working with coaches and technical directors in their environments and delivering more specific development experiences that are relevant to their context. Football SA aims to raise the awareness and standards of coaching across the board and highlight to the whole football community that coaching is a key role in all desirable outcomes we collectively wish for in our game.

Special mention to Adrian Stenta who was awarded the coach of the year for the Liberty A league women's 2021-22 season.

**FUTURE**

Moving into 2023, Football SA will be conducting a full review on the competition structure and development programs. Clubs and players will be at the heart of the review and consulted along the way. Our vision is to implement a development ecosystem where everything is connected, and more players have access to more football which will inspire them to commit to the game long term.





# SOUTH AUSTRALIAN PLAYERS ACHIEVING THEIR DREAMS.

**67x**

SA players went on to receive contracts with Adelaide United mens.

**36x**

SA players went on to receive contracts with Adelaide United womens.

**37x**

SA players went on to receive professional A league contracts interstate.

**17x**

SA Players playing professional football overseas.

**12x**

SA Players attending Womens National youth team camps in 2022.

**1x**

SA player Captained the Young Matildas.

**OVER 1000 FOOTBALL SA PLAYERS IN DEVELOPMENT PROGRAMS EACH YEAR.**

# 3x SA PLAYERS REPRESENTED AUSTRALIA AT THE 2022 WORLD CUP.



**10 +**

Players from FSA State programs have represented our National Youth Womens teams.

**30 +**

Players from FSA State programs have represented our National Youth Mens teams.

**3x**

SA players represented 2022 Joeys in Asian Football Confederation competitions.

**4x**

SA players represented the 2022 Young Socceroos in Asian Football Confederation competitions.

**3x**

SA players represented Matildas in 2022.

**1x**

SA player represented the Young Matildas at the 2022 U20 womens World Cup.



## PLAYERS IDENTIFIED THROUGH FSA PROGRAMS (SINCE 2011)

### MALE PLAYERS

#### NATIONAL PREMIER LEAGUES

Adam D'Agostino (Campbelltown)  
 Adam Leombruno (Adelaide United)  
 Adam Martinello (Croydon)  
 Adam Piscioneri (Campbelltown City)  
 Aladin Irabona (Adelaide United)  
 Alan Welsh (Adelaide Comets)  
 Alex Redman (Cumberland)  
 Alex Solari (Adelaide Blue Eagles)  
 Alexander Popovic (Adelaide United)  
 Alexander Woodlands (Adelaide Comets)  
 Anthony Mavrolambados (Comets)  
 Anthony Costa (Adelaide City)  
 Antony Piscioneri (Campbelltown)  
 Antony Trimboli (Adelaide Blue Eagles)  
 Arbi Mollas (Adelaide United)  
 Ariath Piol (Metro)  
 Ashton Rinaldo (Adelaide United)  
 Austin Ayoubi (Adelaide City)  
 Bailey O'Neill (Adelaide United)  
 Bailey Truscott (MetroStars)  
 Binyam Kebede (Adelaide United)  
 Blake Carpenter (Adelaide United)  
 Bradley Ballentine (Adelaide United)  
 Bradley Corbo (Adelaide City)  
 Calum Campbell (Adelaide United)  
 Cameron O'Doherty (Modbury)  
 Carlo Armiendo (Adelaide City)  
 Charlie Devereux (Adelaide United)  
 Chris Skull (WT Birkalla)  
 Christian Sotira (Blue Eagles)  
 Christopher Vivian (Adelaide United)  
 Clifford Maina (Olympic)  
 Cooper Nunn (Adelaide United)  
 Cooper O'Donnell (Metro)  
 Cristian Aloisi (Adelaide City)  
 Damian Lujic (Olympic)  
 Daniel Bressan (Adelaide United)  
 Daniel Solari (Sturt Lions)  
 David Signore (Adelaide Olympic)  
 Dion Kirk (Campbelltown City)  
 Domenic Costanzo (Adelaide United)  
 Dylan Pickert (Raiders)  
 Dylan Smith (Adelaide City)  
 Elvis Kamsoba (Melbourne Knights)  
 Ethan Alagich (Adelaide United)  
 Ethan Cox (Adelaide United)  
 Fergus Lynch (Adelaide United)  
 Giuseppe Bovalina (Adelaide United)  
 Habtamu Horne (Comets)  
 Harry Crawford (Adelaide United)  
 Isaac Richards (Adelaide United)  
 Jack Ellis (South Adelaide)  
 Jack Yull (West Adelaide)  
 Jacob Jones (Olympic)  
 Jacob Williams (Campbelltown)  
 Jai King-Byrne (Adelaide United)  
 Jake Halliday (Campbelltown)  
 Jake Porter (Adelaide United)

James Boffa (Adelaide City)  
 Jamie Signorello (Campbelltown)  
 Jared Clark (Croydon)  
 Jason Konstandopoulos (Adelaide United)  
 Jayden Lobasso (South Adelaide)  
 Jean Paul Mbembe (Adelaide United)  
 Jed Gauci (Adelaide City)  
 Joel Smith (South Adelaide)  
 John Karatzas (West Adelaide)  
 Jok Akuien (Adelaide City)  
 Jonathon D'Arrigo (Adelaide City)  
 Jordan Maricic  
 Jordan Pudler (Adelaide City)  
 Julian Ionni (Campbelltown)  
 Kane Vidmar (Adelaide United)  
 Keshav Shrestha (Adelaide United)  
 Kristin Konstandopoulos (Adelaide United)  
 Kur Kur (Adelaide City)  
 Lachlan Brook (Adelaide United)  
 Liam Miller (Modbury Jets)  
 Luis Benedetti (Metro)  
 Luka Dobrovolski (Wt Birkalla)  
 Luka Jovanovic (Adelaide United)  
 Luke Frangakis (Metro)  
 Marc Marino (Campbelltown City)  
 Marco Krantis (South Adelaide)  
 Massimo Falco (Adelaide United)  
 Matthew Jones (Adelaide City)  
 Michael Cittadini (Adelaide United)  
 Michael Gravas (Sturt Lions)  
 Musa Toure (Adelaide United)  
 Nead Styles (Cumberland)  
 Nicholas Pedicini (Metro Stars)  
 Nicholas Robinson (Adelaide City)  
 Nicholas Polli (WT Birkalla)  
 Noah Benouzekri (Adelaide City)  
 Noah Blazeka (Raiders)  
 Noah McNamara (Adelaide United)  
 Noah Smith (Adelaide United)  
 Panagiotis Kikianis (Adelaide United)  
 Panashe Madanha (Adelaide United)  
 Patrick McGregor (Adelaide United)  
 Paul Radice (Croydon Kings)  
 Paul Wilson (Adelaide United)  
 Raymond Mufhoma (Croydon)  
 Ryan Wood (Blue Eagles)  
 Ryan Yates (Adelaide United)  
 Samed Altundag (Sturt Lions)  
 Shaun Harvey (Campbelltown City)  
 Stefan Cali (Metro)  
 Steven Hall (Adelaide United)  
 Taine Muscroft (South Adelaide)  
 Thomas Visser (Cumberland)  
 Yiorgos Coutsembeas (Adelaide United)  
 Zac Becker (WT Birkalla)  
 Zach Hristodouloupoulos (Adelaide Comets)  
 Zade Heinicke (Croydon)

Nicholas Pedicini  
 Nicholas Samaras  
 Noah McNamara  
 Noah Smith  
 Panagiotis Kikianis  
 Panashe Madanha  
 Patrick McGregor  
 Paul Wilson  
 Peter Katsambis  
 Rastko Lujic  
 Riley McGree  
 Ryan Yates  
 Sotiris Phillis  
 Stanley Hlawng Ching

Steven Hall  
 Tommy Stokes  
 Vincenzo Carbone  
 Vongai Maizda  
 Zak Waters

#### AIS/JOEYS

Adam Leombruno (Joeys)  
 Alexander Popovic (Joeys)  
 Ben Warland (AIS/Joeys)  
 Bernardo Oliveira (Joeys)  
 Cameron O'Doherty (AIS)  
 Charlie Mavros (AIS)  
 Charlie Devereux (AIS / Joeys)  
 Christian Verbi (AIS)  
 Dylan Picket (AIS)  
 Dylan Smith (AIS)  
 Ethan Cox (Joeys)

Fabian Talladira (Joeys)  
 Jacob Melling (AIS)  
 Jasper Kelley (Joeys)  
 Jay Barnett (AIS)  
 John Karatzas (AIS)  
 Jordan Pudler (AIS/ Joeys)  
 Joshua Barresi (AIS)  
 Lachlan Brook (AIS/ Joeys)  
 Louis D'Arrigo (AIS/ Joeys)  
 Marc Marino (AIS)  
 Marco Krantis (Joeys)

Mark Ochieng (AIS/ Joeys)  
 Meliad Ahmad (AIS)  
 Mohamed Toure (Joeys)  
 Nesta Irankunda (Joeys)  
 Riley McGree (Joeys)  
 Ryan Yates (Joeys)  
 Sotiris Phillis (Joeys)  
 Stefan Mauk (AIS, Joeys)  
 Teebooy Kamara (AIS/ Joeys)  
 Tommy Stokes (Joeys)  
 Zak Waters (AIS / Joeys)

#### HYUNDAI A-LEAGUE

Alexander Popovic (Adelaide United)  
 Allan Welsh (Newcastle)  
 Apostolos Stamatelopoulos (Adelaide United)  
 Ben Garuccio (Adelaide United)  
 Ben Warland (Adelaide United)  
 Bernardo Oliveira (Adelaide United)  
 Brandon Borello (WSW)  
 Brandon Borrello (Brisbane Roar)  
 Carlo Armiendo (Adelaide United)  
 Daniel Margush (Adelaide United)  
 Dylan Smith (Adelaide United)  
 Elvis Kamsoba (Melbourne Victory)  
 Ethan Alagich (Adelaide United)  
 Isaac Richards (Adelaide United)  
 Jacob Melling (Adelaide United)  
 Jay Barnett (Melb Victory)  
 Joe Gauci (Adelaide United)  
 Jonny Yull (Adelaide United)  
 Jordan Elsey (Adelaide United)  
 Jordan O'Doherty (Adelaide United)

Joshua Barresi (Newcastle Jets)  
 Kerrin Stokes (Melb City)  
 Kusini Yengi (Adelaide United)  
 Lachlan Brook (Adelaide United)  
 Luis Lawrie-Lattanzio (Melb Victory)  
 Luka Jovanovic (Adelaide United)  
 Marc Marino (Melb Heart)  
 Mark Ochieng (Adelaide United)  
 Mohamed Toure (Adelaide United)  
 Musa Toure (Adelaide United)  
 Nesta Irankunda (Adelaide United)  
 Noah Smith (Adelaide United)  
 Raphael Rodrigues (Melb City)  
 Riley McGree (Adelaide United)  
 Ryan Kitto (Adelaide United)  
 Steven Hall (Adelaide United)  
 Taras Gomulka (Adelaide United)  
 Teebooy Kamara (Adelaide United)  
 Thomas Deng (Melbourne Victory)  
 Yaya Dukuly (Adelaide United)

#### OVERSEAS

Apostolos Stamatelopoulos  
 Awar Mabil  
 Franz Pjetri  
 Lachlan Brook  
 Mohamed Toure  
 Riley McGree

Stefan Mauk  
 Yaya Dukuly

### FEMALE PLAYERS

#### WESTFIELD W-LEAGUE

Abbey Burns  
 Ella Tonkin  
 Inana Toovey  
 Abby Middleton  
 Alex Chidiac  
 Cassie Tsoumbris  
 Charlotte Grant  
 Cheyanne Hammond  
 Claudia Jenkins  
 Dragana Kljajic  
 Dylan Holmes  
 Ebony Philcox  
 Elysha Magor  
 Emilia Murray  
 Emily Condon  
 Emily Hodgson  
 Emma Checker  
 Evelyn Goldsmith  
 Gaby Bentley  
 Georgia Campagnale

Georgia Iannella  
 Monique Iannella  
 Nora Peat  
 Racheal Quigley  
 Ruth Wallace  
 Sarah Willacy  
 Sasha Coorey  
 Zoe Tolland  
 Laura Johns  
 Lauren Steer  
 Matilda McNamara

#### WESTFIELD MATILDAS/YOUNG MATILDAS

Abbey Burns  
 Alex Chidiac\*  
 Charlotte Grant\*  
 Dylan Holmes  
 Ella Tonkin  
 Emilia Murray  
 Emily Condon  
 Emily Hodgson  
 Emma Checker  
 Georgia Iannella  
 Grace Abbey  
 Inana Toovey  
 Monique Iannella  
 Nora Peat  
 \*Indicate current  
 Matilda

#### U17 NATIONAL TEAM

Camila Madriz  
 Claire Scarpin  
 Grace Wilson  
 Hayley Wellington  
 Libby Davy  
 Lily Barber  
 Sasha Coorey  
 Alex Chidiac  
 Chelsie Dawber  
 Grace Abbey  
 Jessica Waterhouse

#### ADELAIDE UNITED YOUTH TEAM

Adam Leombruno  
 Aladin Irabona  
 Alec Miaolo  
 Alexander Popovic  
 Apostolos Stamatelopoulos  
 Arbi Mollas  
 Ashton Rinaldo  
 Bae Versace  
 Bailey O'Neill  
 Bailey Truscott  
 Ben Warland  
 Binyam Kebede  
 Blake Carpenter  
 Bradley Ballentine  
 Calum Campbell  
 Cameron Harris  
 Charlie Devereux  
 Christopher Vivian  
 Cooper Nunn  
 Daniel Bressan  
 Daniel Margush  
 David Mapstone  
 Domenic Costanzo  
 Ethan Alagich  
 Ethan Cox  
 Fergus Lynch  
 Gideon Arok  
 Giorgio Parhas  
 Giuseppe Bovalina  
 Harry Crawford  
 Henry Lynch  
 Isaac Richards  
 Jai King-Byrne  
 Jaidden Diamantis  
 Jake Porter  
 James Carrocci  
 Jason Konstandopoulos  
 Jasper Kelley  
 Jaxson Bullen  
 Jean Paul Mbembe  
 Joey Garuccio  
 Jordan Maricic  
 Jordan O'Doherty  
 Kane Vidmar  
 Keshav Shrestha  
 Kyle Crout  
 Lachlan Brook  
 Lewis Killoh  
 Liam Andjianto  
 Luka Blazevic  
 Luka Jovanovic  
 Marc Marino  
 Marck Ochieng  
 Massimo Falco  
 Michael Cittadini  
 Morgan Evans  
 Musa Toure



GEORGE GEORGANAS

## - RAA AFRICAN NATIONS CUP -



Football SA has managed the RAA African Nations Cup since 2014, with 2022 signifying eight years that Football SA had been administering and managing the event, with no competition being held in 2020 due to COVID-19. There is no question that this event holds significant prestige and pride for the African Communities, as well as it is becoming an annual event for all football stakeholders.

In reviewing the event for 2022, it is evident that this is a very successful event reflective in the number of participants that register, the number of spectators that attend and the

social media engagement.

In preparation for the 2022 RAA African Nations Cup, Football SA conducted ongoing meetings with representatives of the African Community Council for the tournament to be hosted at the newly opened ServiceFM Stadium in November.





At the commencement of the event, 16 men's teams and four women's teams had registered to participate in the RAA African Nations Cup.

#### MEN'S GROUPS

<b>GROUP A</b>	1. BURUNDI	2. SOMALIA	3. ETHIOPIA	4. ZIMBABWE
<b>GROUP B</b>	5. GUINEA	6. RWANDA	7. MALAWI	8. IVORY COAST
<b>GROUP C</b>	9. SOUTH SUDAN	10. NIGERIA	11. SUDAN	12. CAMEROON
<b>GROUP D</b>	13. SIERRA LEONE	14. LIBERIA	15. DR CONGO	16. SOUTH AFRICA

#### WOMEN'S GROUP

<b>GROUP W</b>	W1. LIBERIA	W2. BURUNDI	W3. SOUTH SUDAN	W4. CAMEROON
----------------	-------------	-------------	-----------------	--------------





↑ RAA African Nations Cup - Women, Champions: South Sudan

↓ RAA African Nations Cup - Men, Champions: South Sudan







## RAA AFRICAN NATIONS CUP - MEN

The format of the men's competition consisted of 16 teams with the teams being drawn out across four groups of four. The draw for the competition was conducted in the Function Room of ServiceFM Stadium with team representatives present to provide transparency and to ensure allocation of teams in each group is based on previous standings.

The competition was scheduled across two weekends with teams in each group playing each other once during the group phase the first weekend, 3-6 November 2022. At the conclusion of the group stage, quarterfinals, semi-finals, and finals were conducted over the second weekend, 11-13 November 2022. Full details of the finals are outlined below:

### QUARTER FINALS

Quarter Final 1: Winner of Group A v Second Placed Team in Group B  
 Quarter Final 2: Winner of Group B v Second Placed Team in Group A

Quarter Final 3: Winner of Group C v Second Placed Team in Group D

Quarter Final 4: Winner of Group D v Second Placed Team in Group C

### SEMI-FINALS

The winning teams from the Quarter-Final games progress into the Semi-Finals.

Semi-Final 1: Winner of QF 1 v Winner of QF 4

Semi-Final 2: Winner of QF 2 v Winner of QF 3

### GRAND FINAL

The two winning teams from the semi-finals progress into the Grand Final.

Grand Final: Winning Team SF1 v Winning Team S

The competition was suspended on Saturday, 5 November due to severe thunderstorm and weather activities. This resulted in the competition being extended to accommodate the matches with the Quarter Final and Semi Final matches conducted on Sunday, 13 November and the Grand Final pushed to a Friday night standalone fixture for the Men's and Women's on Friday, 18 November 2022.

As with most prominent competitions, there are always high expectations on specific teams and 2022 was no exception. Burundi, DR Congo, Liberia (2019 winners), Sierra Leone (2018, 2021 champions) and South Sudan were all expected to do well leading into the tournament.

Burundi was successful in progressing to their second consecutive final and would face a strong South Sudan side. South Sudan was too strong on the night and were victorious with a 4-1 win.

The Grand Final played between South Sudan and Burundi was played in front of approximately 3,000 spectators on the main pitch of ServiceFM Stadium who created an amazing atmosphere throughout the match.

### FINAL RESULT

Champions: South Sudan      Runner Up: Burundi

## RAA AFRICAN NATIONS CUP - WOMEN

The Women's RAA African Nations Cup Tournament commenced with four teams. The competition was conducted over both weekends of the tournament, with each team playing each other once and the top two teams progressing into the Grand Final.

Like the men's tournament, the women's tournament faced delay due to the extreme weather event on Saturday, 5 November which resulted in the Grand Final moving to Friday, 18 November. The match was played prior to the Men's Grand Final on the main pitch of ServiceFM Stadium.

Liberia and South Sudan progressed to the Grand Final with the match tied 1-1 at full time. No team could grab the winner in extra time with a penalty shoot-out required to determine the champion. South Sudan held their nerves to come out victorious winning through 3-1.

### FINAL RESULT

Champions: South Sudan      Runner Up: Liberia



ELVIRA LIAPTSIS

## - CELEBRATION OF FOOTBALL -

The 2022 RAA Celebration of Football was held on Saturday October 8 to celebrate the 2022 Football Season and recognising the award winners for 2022. The night was again expertly hosted by Jarrod Walsh and Rosie Panetta at the Adelaide Convention Centre. The black-tie event welcomed an extraordinary 950 guests from the Football Community, uniting and celebrating the season that was.

Under the flickering lights of the Adelaide Convention Centre were legends of the game, past and present, along with Hall of Fame inductees, nominated players and match officials. Joining the football family were the integral members of the football community, the tireless and hardworking volunteers, family, and friends.

A series of awards were presented throughout the evening including the Men's and Women's Team of the Year, Under 18 and Reserve Premier and State League players of the year, as well as Referee's awards and Highest Goal Scorer for 2022. The Football SA Community awards were presented on the evening, which recognises the valued contribution of volunteers and coaches to the sport of football in South Australia.

Four inductees into the South Australia Hall of Fame were named with Peter Duke, Jill Latimer, David Leane and Ray Matthews being rewarded for their years of service in football, entering the Hall of Fame as Hall of Honours members.

West Adelaide's Rachael Quigley was awarded the esteemed Shirley Brown Women's Premier League Player of the Year for the 2022 season. Rachael polled 23 points in total, 3 ahead of Emilia Murray from Football SA NTC.

Campbelltown City's, Alexander Mullen was awarded the prestigious Sergio Melt Medal National Premier League South Australia Player of the Year. Alex polled 25 votes in total, 2 ahead of second placed Joshua Mori from FK Beograd.

Daniel Cook was awarded the Mike Ingham Referee of the Year while Tom Brinkworth was named the Mick O'Malley Young Referee of the Year.

Football South Australia congratulates all winners from the event as well as all involved in the 2022 season.







- 2022 HALL OF FAME INDUCTEES -

DAVID LEANE



JILL LATIMER



PETER DUKE



RAY MATTHEWS

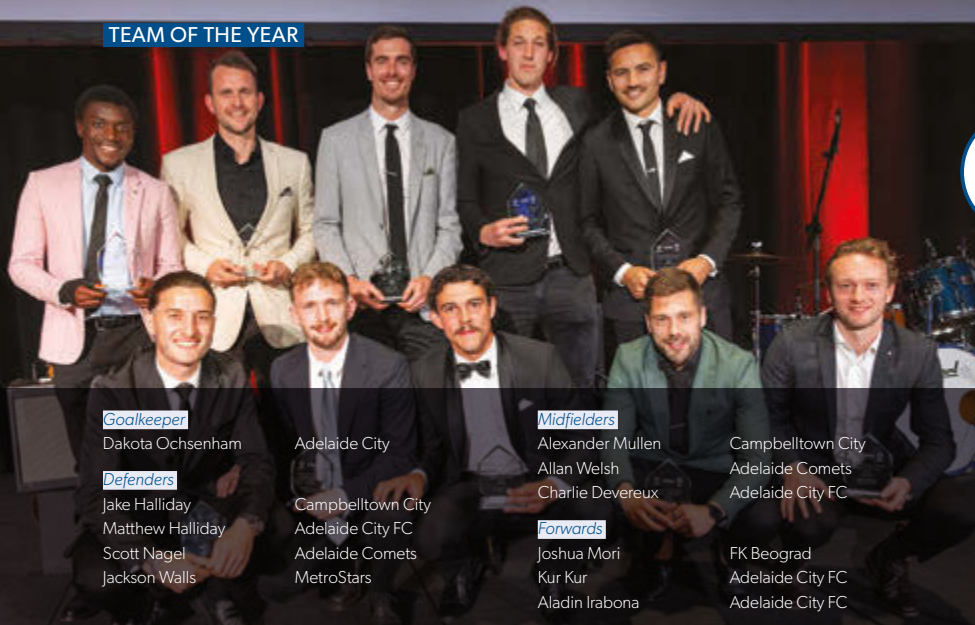




# - AWARD WINNERS -

## - RAA NATIONAL PREMIER LEAGUE -

### TEAM OF THE YEAR



#### Goalkeeper

Dakota Ochsenham

Adelaide City

#### Defenders

Jake Halliday

Campbelltown City

Matthew Halliday

Adelaide City FC

Scott Nagel

Adelaide Comets

Jackson Walls

MetroStars

#### Midfielders

Alexander Mullen

Campbelltown City

Allan Welsh

Adelaide Comets

Charlie Devereux

Adelaide City FC

#### Forwards

Joshua Mori

FK Beograd

Kur Kur

Adelaide City FC

Aladin Irabona

Adelaide City FC



TOP  
10

### SERGIO MELTA MEDAL -

#### THE TOP TEN PLACE GETTERS WERE:

Alexander Mullen	Campbelltown City	25
Joshua Mori	FK Beograd	23
Jonny Yull	Adelaide United FC	23
Jason Konstandopoulos	Adelaide Olympic	22
Tyreecce Conway	Sturt Lions	17
Aladin Irabona	Adelaide City	17
Matthew Halliday	Adelaide City	17
Luigi Ditroia	Campbelltown City	16
Scott Nagel	Adelaide Comets	16
Alexander Sortini	Sturt Lions	15

### PLAYER OF THE YEAR AWARD

#### SERGIO MELTA MEDAL

Alexander Mullen Campbelltown City

### COACH OF THE YEAR

#### MARTYN CROOK TROPHY

Paul Pezos Adelaide City FC

### JOHN ALOISI RISING STAR

Luka Jovanovic Adelaide United FC

### GOLD BOOT AWARD

Joshua Mori FK Beograd

### GOALKEEPER OF THE YEAR

#### PETER NIKOLICH TROPHY

Dakota Ochsenham Adelaide City

### RESERVES PLAYER OF THE YEAR

#### CHARLIE CARUSO AWARD

Lukas Ikonomopoulos Adelaide Comets

### UNDER 18 PLAYER OF THE YEAR

#### JOHN FRANCIS AWARD

Ryan Diamantis Adelaide Comets

## - STATE LEAGUE ONE AWARDS -

### PLAYER OF THE YEAR

#### BOB TELFER MEDAL

Hamish McCabe Modbury Jets

### COACH OF THE YEAR

Maurice Natale Modbury Jets

### GOLD BOOT AWARD

#### MILAN IVANOVIC TROPHY

Hamish McCabe Modbury Jets

### GOALKEEPER OF THE YEAR

#### LES AVORY TROPHY

Richard Goss Adelaide Blue Eagles

### RESERVES PLAYER OF THE YEAR

#### LEN ALAGICH AWARD

Jake Tatarelli Adelaide Blue Eagles

### UNDER 18S PLAYER OF THE YEAR

#### RAB JONES AWARD

Alex Giannacopoulos West Adelaide

## - WOMEN'S STATE LEAGUE AWARDS -

### PLAYER OF THE YEAR

#### ANNE SERGEANT MEDAL

Poppy Waterford Modbury Jets

### COACH OF THE YEAR

Daniel Milovanovic South Adelaide

### GOLD BOOT AWARD

Eliza Macdonald-Hall Flinders United WFC

### GOALKEEPER OF THE YEAR

Hannah Toomey Campbelltown City

## - STATE LEAGUE TWO AWARDS -

### PLAYER OF THE YEAR

Anthony Dimas Pontian Eagles SC

### COACH OF THE YEAR

Maged Ibrahim Vipers FC

### GOLD BOOT AWARD

Anthony Dimas Pontian Eagles SC

### GOALKEEPER OF THE YEAR

Jamie Signorello Adelaide Omonia Cobras

### RESERVES PLAYER OF THE YEAR

Samuel Heaver Noarlunga United

### UNDER 18S PLAYER OF THE YEAR

Erfan Akbari Salisbury United



- WOMEN'S NATIONAL PREMIER LEAGUES -

TEAM OF THE YEAR



**Goalkeeper**

Annalee Grove West Adelaide

**Defenders**

Olivia Bramley West Adelaide  
 Abbey Burns Football SA NTC  
 Nicole Calder Salisbury Inter  
 Emily Hodgson West Adelaide

**Midfielders**

Nano Sasaki Adelaide Comets  
 Yuka Sasaki Adelaide Comets  
 Maddie DuRieu West Adelaide

**Forwards**

Emilia Murray Football SA NTC  
 Chrissy Panagaris Adelaide Comets  
 Rachael Quigley West Adelaide



TOP 11

**SHIRLEY BROWN MEDAL - THE TOP ELEVEN PLACE GETTERS WERE:**

Racheal Quigley	West Adelaide	23
Emilia Murray	Football SA NTC	20
Maria Jose Rojas Pino	Salisbury Inter	18
Nicole Tilley	West Adelaide	16
Chrissy Panagaris	Adelaide Comets	15
Sarah Chappel	WT Birkalla	14
Yuka Sasaki	Adelaide Comets	13
Anna Pritchard	West Adelaide	13
Alison Atkins	Adelaide City	13
Georgie Nicola	Adelaide Comets	12
Georgia Henderson	Modbury Vista	12

**PLAYER OF THE YEAR**

**SHIRLEY BROWN MEDAL**  
 Rachael Quigley West Adelaide

**COACH OF THE YEAR**

**BOB BUSH TROPHY**  
 Michele Lastella Football SA NTC

**FEMALE RISING STAR**

Grace Wilson Football SA NTC

**GOLD BOOT AWARD**

Racheal Quigley West Adelaide

**GOALKEEPER OF THE YEAR**

Annalee Grove West Adelaide

**RESERVE PLAYER OF THE YEAR**

Gracen Blieschke Football SA NTC Reserves  
 Kaitlin Reardon Football SA NTC Reserves

- REFEREE AWARDS -

**YOUNG REFEREE OF THE YEAR**

**MICK O'MALLEY AWARD** Tom Brinkworth

**REFEREE OF THE YEAR**

**MIKE INGHAM AWARD** Daniel Cook

**REFEREE RISING STAR**

Jayden Betterman



- COMMUNITY AWARDS -

**COMMUNITY VOLUNTEER OF THE YEAR**

Adam Butler

**COMMUNITY COACH OF THE YEAR**

Mario Catalano Croydon FC

- COMMUNITY AND GROUP AWARDS -

**WOMEN'S DIVISION 5**

**NORTH PLAYER OF THE YEAR**

Shannon Chomik Rowe Park United

**WOMEN'S DIVISION 5**

**SOUTH PLAYER OF THE YEAR**

Judy Rathjen Sturt Lions

**WOMEN'S DIVISION 4**

**NORTH PLAYER OF THE YEAR**

Bianca Bosser-Peverelli BOSA  
 Tanya Dimitropoulos Northern Wolves

**WOMEN'S DIVISION 4**

**SOUTH PLAYER OF THE YEAR**

Patty Van Duijn Flinders United

**WOMEN'S DIVISION 3**

**PLAYER OF THE YEAR**

Rhianna Anstey East Adelaide

**WOMEN'S DIVISION 2**

**PLAYER OF THE YEAR**

Khatima Sultani Ghan Kilburn

**WOMEN'S DIVISION 1**

**PLAYER OF THE YEAR**

Anna Malapira WT Birkalla



# - LEAGUE CHAMPIONS -

- ADELAIDE CITY -

RAA NPLSA MEN'S CHAMPIONS



- WEST ADELAIDE -

WOMEN'S NPLSA CHAMPIONS





- WEST ADELAIDE -  
STATE LEAGUE ONE CHAMPIONS



- FLINDERS UNITED -  
WOMEN'S STATE LEAGUE CHAMPIONS



- VIPERS -  
STATE LEAGUE TWO CHAMPIONS





# - FINANCIAL STATEMENTS -





STATEMENT OF PROFIT OR LOSS AND OTHER COMPREHENSIVE INCOME  
for the Year Ended 31 December 2022

	NOTE	2022 \$	2021 \$
Grant revenue	4	6,339,169	7,885,289
Other revenue	5	7,259,083	6,052,704
<b>EXPENSES</b>			
Competition expenses		(2,302,531)	(2,055,990)
Facility funding expenses		(5,889,306)	(7,353,761)
Training and development expenses		(412,107)	(305,797)
Facility expenses		(830,526)	(270,615)
Employee benefits expense		(2,499,713)	(1,947,706)
FFA expenses		(478,788)	(558,191)
Depreciation and amortisation expense		(407,081)	(375,478)
Other expenses		(85,294)	(139,709)
Administration expenses		(857,887)	(707,969)
Finance costs		(35,044)	(34,024)
<b>Surplus/(deficit) before income tax expense</b>		<b>(200,025)</b>	<b>188,753</b>
Income tax expense		-	-
<b>Surplus/(deficit) after income tax expense for the year attributable to the members of Football Federation SA Incorporated</b>		<b>(200,025)</b>	<b>188,753</b>
Other comprehensive income for the year, net of tax		-	-
<b>Total comprehensive income for the year attributable to the members of Football Federation SA Incorporated</b>		<b>(200,025)</b>	<b>188,753</b>

The above statement of profit or loss and other comprehensive income should be read in conjunction with the accompanying notes

STATEMENT OF FINANCIAL POSITION  
as at 31 December 2022

ASSETS	NOTE	2022 \$	2021 \$
<b>CURRENT ASSETS</b>			
Cash and cash equivalents	6	2,516,716	4,772,637
Trade and other receivables	7	685,797	541,939
Inventories	8	74,208	36,929
Financial assets - amortised cost		373,827	372,522
Other assets	11	16,586	28,681
<b>Total current assets</b>		<b>3,667,134</b>	<b>5,752,708</b>
<b>NON-CURRENT ASSETS</b>			
Property, plant and equipment	12	4,562,913	3,920,605
Right of use assets	10	333,684	384,299
<b>Total Non-Current Assets</b>		<b>4,896,597</b>	<b>4,304,904</b>
<b>Total Assets</b>		<b>8,563,731</b>	<b>10,057,612</b>
<b>LIABILITIES</b>			
<b>CURRENT LIABILITIES</b>			
Trade and other payables	13	1,189,295	1,356,224
Income in advance		974,395	642,303
Lease liabilities	14	45,971	43,382
Unexpended grants		554,456	1,952,305
Provisions	15	446,939	443,097
<b>Total current liabilities</b>		<b>3,211,056</b>	<b>4,437,311</b>
<b>NON-CURRENT LIABILITIES</b>			
Lease liabilities	14	323,080	370,748
Provisions	15	47,799	67,732
<b>Total non-current liabilities</b>		<b>370,879</b>	<b>438,480</b>
<b>Total Liabilities</b>		<b>3,581,935</b>	<b>4,875,791</b>
<b>Net Assets</b>		<b>4,981,796</b>	<b>5,181,821</b>
<b>EQUITY</b>			
Reserves		510,000	460,000
Retained surplus		4,471,796	4,721,821
<b>Total Equity</b>		<b>4,981,796</b>	<b>5,181,821</b>

The above statement of financial position should be read in conjunction with the accompanying notes

STATEMENT OF CHANGES IN EQUITY  
for the Year Ended 31 December 2022

	CAPITAL REPLACEMENT RESERVE \$	RETAINED SURPLUS \$	TOTAL EQUITY \$
Balance at 1 January 2021	385,000	4,608,068	4,993,068
Surplus after income tax expense for the year	-	188,753	188,753
Other comprehensive income for the year, net of tax	-	-	-
<b>Total comprehensive income for the year</b>	<b>-</b>	<b>188,753</b>	<b>188,753</b>
Transfer between reserve	75,000	(75,000)	-
<b>Balance at 31 December 2021</b>	<b>460,000</b>	<b>4,721,821</b>	<b>5,181,821</b>
<b>2022</b>			
Balance at 1 January 2022	460,000	4,721,821	5,181,821
Deficit after income tax expense for the year	-	(200,025)	(200,025)
Other comprehensive income for the year, net of tax	-	-	-
<b>Total comprehensive income for the year</b>	<b>-</b>	<b>(200,025)</b>	<b>(200,025)</b>
Transfer between reserve	50,000	(50,000)	-
<b>Balance at 31 December 2022</b>	<b>510,000</b>	<b>4,471,796</b>	<b>4,981,796</b>

The above statement of changes in equity should be read in conjunction with the accompanying notes

STATEMENT OF CASH FLOWS  
for the Year Ended 31 December 2022

	NOTE	2022 \$	2021 \$
<b>CASH FLOWS FROM OPERATING ACTIVITIES</b>			
Receipts from grants and customers		15,767,722	14,689,415
Payments to suppliers and employees		(16,950,766)	(14,852,522)
Finance costs		(15,343)	(15,467)
Interest received		7,325	4,100
<b>Net cash used in operating activities</b>	<b>20</b>	<b>(1,191,062)</b>	<b>(174,474)</b>
<b>CASH FLOWS FROM INVESTING ACTIVITIES</b>			
Payments for investments		-	(372,522)
Payments for property, plant and equipment	12	(998,775)	(34,560)
Proceeds from disposal of property, plant and equipment		-	8,317
<b>Net cash used in investing activities</b>		<b>(998,775)</b>	<b>(398,765)</b>
<b>CASH FLOWS FROM FINANCING ACTIVITIES</b>			
Repayment of lease liabilities		(66,084)	(67,558)
Net cash used in financing activities		(66,084)	(67,558)
<b>Net decrease in cash and cash equivalents</b>		<b>(2,255,921)</b>	<b>(640,797)</b>
Cash and cash equivalents at the beginning of the financial year		4,772,637	5,413,434
<b>Cash and cash equivalents at the end of the financial year</b>	<b>6</b>	<b>2,516,716</b>	<b>4,772,637</b>

The above statement of cash flows should be read in conjunction with the accompanying notes

NOTES TO THE FINANCIAL STATEMENTS  
for the year ended 31 December 2022**NOTE 1. GENERAL INFORMATION**

Football Federation SA Incorporated is a not-for-profit incorporated association, incorporated and domiciled in Australia. The financial statements are presented in Australian dollars, which is Football Federation SA Incorporated's functional and presentation currency.

**Registered office and principal place of business**

SA State Centre of Football  
Matildas Drive, Gepps Cross  
South Australia

The financial statements were authorised for issue on 29 March 2023.

**NOTE 2. SIGNIFICANT ACCOUNTING POLICIES****Basis of preparation**

This special purpose financial report has been prepared for the purposes of complying with the Associations Incorporation Act 1985. The directors have determined that the association is not a reporting entity.

The financial statements, except for the cash flow information, have been prepared on an accruals basis and are based on historical costs, modified, where applicable, by the measurement at fair value of selected non-current assets, financial assets and financial liabilities. The amounts presented in the financial statements have been rounded to the nearest dollar. The following significant accounting policies, which are consistent with the previous period unless stated otherwise, have been adopted in the preparation of these financial statements.



### Income Tax

The Association is not subject to income tax and therefore no income tax expense or income tax payable is shown in the financial statements.

### Cash and cash equivalents

Cash and cash equivalents include cash on hand, deposits held at-call with banks, other short term highly liquid investments with original maturities of three months or less, and bank overdrafts.

### Trade and other receivables

Trade receivables and other debtors include amounts due from members as well as amounts receivable from customers for goods sold in the ordinary course of business. Receivables expected to be collected within 12 months of the end of the reporting period are classified as current assets. All other receivables are classified as non-current assets.

Accounts receivable are initially recognised at fair value and subsequently measured at amortised cost using the effective interest method, less an allowance for expected credit losses.

Other receivables are recognised at amortised cost, less any allowance for expected credit losses.

### Inventories

Inventories held for sale are measured at the lower of cost and net realisable value.

### Investments and other financial assets

Investments and other financial assets are initially measured at fair value. Transaction costs are included as part of the initial measurement, except for financial assets at fair value through profit or loss. Such assets are subsequently measured at either amortised cost or fair value depending on their classification. Classification is determined based on both the business model within which such assets are held and the contractual cash flow characteristics of the financial asset unless an accounting mismatch is being avoided.

Financial assets are derecognised when the rights to receive cash flows have expired or have been transferred and the incorporated association has transferred substantially all the risks and rewards of ownership. When there is no reasonable expectation of recovering part or all of a financial asset, its carrying value is written off

#### *Financial assets at amortised cost*

A financial asset is measured at amortised cost only if both of the following conditions are met: (i) it is held within a business model whose objective is to hold assets in order to collect contractual cash flows; and (ii) the contractual terms of the financial asset represent contractual cash flows that are solely payments of principal and interest.

#### *Impairment of financial assets*

The incorporated association recognises a loss allowance for expected credit losses on financial assets which are either measured at amortised cost or fair value through other comprehensive income. The measurement of the loss allowance depends upon the incorporated association's assessment at the end of each reporting period as to whether the financial instrument's credit risk has increased significantly since initial recognition, based on reasonable and supportable information that is available, without undue cost or effort to obtain.

### Property, plant and equipment

Plant and equipment are measured on the cost basis and are therefore carried at cost less accumulated depreciation and any accumulated impairment losses. In the event the carrying amount of plant and equipment is greater than its estimated recoverable amount, the carrying amount is written down immediately to its estimated recoverable amount and impairment losses recognised in surplus or deficit. A formal assessment of recoverable amount is made when impairment indicators are present.

The depreciable amount of all fixed assets, including buildings and capitalised lease assets, is depreciated on a diminishing value basis over the asset's useful life commencing from the time the asset is held ready for use. Leasehold improvements are depreciated over the shorter of either the unexpired period of the lease or the estimated useful lives of the improvements.

The depreciation rates used for each class of depreciable asset are:

Leasehold improvements	5.0%
Plant and equipment	7.5% to 50%
Motor vehicles	17.5%

The assets' residual values and useful lives are reviewed and adjusted, if appropriate, at the end of each reporting period.

Gains and losses on disposals are determined by comparing net proceeds with the carrying amount. These gains and losses are recognised in surplus or deficit in the period in which they occur.

### Right-of-use assets

A right-of-use asset is recognised at the commencement date of a lease. The right-of-use asset is measured at cost, which comprises the initial amount of the lease liability, adjusted for, as applicable, any lease payments made at or before the commencement date net of any lease incentives received, any initial direct costs incurred, and, except where included in the cost of inventories, an estimate of costs expected to be incurred for dismantling and removing the underlying asset, and restoring the site or asset.

Right-of-use assets are depreciated on a straight-line basis over the unexpired period of the lease or the estimated useful life of the asset, whichever is the shorter. Where the incorporated association expects to obtain ownership of the leased asset at the end of the lease term, the depreciation is over its estimated useful life. Right-of-use assets are subject to impairment or adjusted for any remeasurement of lease liabilities.

The Association has elected not to recognise a right-of-use asset and corresponding lease liability for short-term leases with terms of 12 months or less and leases of low-value assets. Lease payments on these assets are expensed to profit or loss as incurred.

### Impairment of assets

At the end of each reporting period, the association assesses whether there is any indication that an asset may be impaired. If such an indication exists, an impairment test is carried out on the asset by comparing the recoverable amount of the asset, being the higher of the asset's fair value less costs to sell and value in use, to the asset's carrying amount. Any excess of the asset's carrying amount over its recoverable amount is recognised immediately in surplus or deficit.

Where it is not possible to estimate the recoverable amount of an individual asset, the association estimates the recoverable amount of the cash-generating unit to which the asset belongs.

Where the future economic benefits of the asset are not primarily dependent upon the asset's ability to generate net cash inflows and when the entity would, if deprived of the asset, replace its remaining future economic benefits, value in use is determined as the depreciated replacement cost of an asset.

### Trade and other payables

Accounts payable and other payables represent the liabilities outstanding at the end of the reporting period for goods and services received by the association during the reporting period that remain unpaid. The balance is recognised as a current liability with the amounts normally paid within 30 days of recognition of the liability.

### Provisions

Provisions are recognised when the association has a legal or constructive obligation, as a result of past events, for which it is probable that an outflow of economic benefits will result and that outflow can be reliably measured. Provisions recognised represent the best estimate of the amounts required to settle the obligation at the end of the reporting period.

### Lease liabilities

A lease liability is recognised at the commencement date of a lease. The lease liability is initially recognised at the present value of the lease payments to be made over the term of the lease, discounted using the interest rate implicit in the lease or, if that rate cannot be readily determined, the Association's incremental borrowing rate. Lease payments comprise of fixed payments less any lease incentives receivable, variable lease payments that depend on an index or a rate, amounts expected to be paid under residual value guarantees, exercise price of a purchase option when the exercise of the option is reasonably certain to occur, and any anticipated termination penalties. The variable lease payments that do not depend on an index or a rate are expensed in the period in which they are incurred.

Lease liabilities are measured at amortised cost using the effective interest method. The carrying amounts are remeasured if there is a change in the following: future lease payments arising from a change in an index or a rate used; residual guarantee; lease term; certainty of a purchase option and termination penalties. When a lease liability is remeasured, an adjustment is made to the corresponding right-of-use asset, or to profit or loss if the carrying amount of the right-of-use asset is fully written down.

### Employee benefits

#### *Short-term employee benefits*

Liabilities for wages and salaries, including non-monetary benefits, annual leave and long service leave expected to be settled wholly within 12 months of the reporting date are measured at the amounts expected to be paid when the liabilities are settled.

#### *Other long-term employee benefits*

The liability for annual leave and long service leave not expected to be settled within 12 months of the reporting date are measured at the present value of expected future payments to be made in respect of services provided by employees up to the reporting date using the projected unit credit method. Consideration is given to expected future wage and salary levels, experience of employee departures and periods of service. Expected future payments are discounted using market yields at the reporting date on national government bonds with terms to maturity and currency that match, as closely as possible, the estimated future cash outflows.

### Goods and Services Tax ('GST')

Revenues, expenses and assets are recognised net of the amount of associated GST, unless the GST incurred is not recoverable from the Australian Taxation Office (ATO).

Receivables and payables are stated inclusive of the amount of GST receivable or payable. The net amount of GST recoverable from, or payable to, the ATO is included with other receivables or payables in the statement of financial position

Cash flows are presented on a gross basis. The GST components of cash flows arising from investing or financing activities which are recoverable from, or payable to, the ATO are presented as operating cash flows included in receipts from customers or payments to suppliers.

### Revenue

#### *Facility funding*

Facility development funds are recognised in surplus or deficit in the period in which the associated costs are incurred. Funds received in advance are recognised as a liability until costs are incurred and revenue is recognised.

#### *Grant revenue*

Grant revenue is recognised in surplus or deficit in the period in which associated costs are incurred.

#### *Donations*

Donations and bequests are recognised as revenue when received.

#### *Interest income*

Interest income is recognised using the effective interest method, which for floating rate financial assets is the rate inherent in the instrument.

#### *Services revenue*

Revenue from rendering services is recognised over time as the services are rendered and the performance obligation is satisfied.

## NOTE 3. CRITICAL ACCOUNTING JUDGEMENTS, ESTIMATES AND ASSUMPTIONS

The Association evaluates estimates and judgments incorporated into the financial statements based on historical knowledge and best available current information. Estimates assume a reasonable expectation of future events and are based on current trends and industry data, obtained both externally and within the Association. Information about estimates and assumptions that have the most significant effect on recognition and measurement of assets, liabilities, income and expenses are provided below.

#### *Estimation of useful lives of assets*

The incorporated association determines the estimated useful lives and related depreciation charges for its property, plant and equipment. The depreciation charge will increase where the useful lives are less than previously estimated lives, or technically obsolete or non-strategic assets that have been abandoned or sold will be written off or written down.

### Comparative Figures

When required by Accounting Standards or for improved presentation of the financial report, comparative figures have been adjusted to conform to changes in presentation for the current financial year



**NOTE 4. GRANT REVENUE**

	2022 \$	2021 \$
<b>GRANT REVENUE</b>		
Football Federation Australia	125,000	157,428
Facility funding	5,889,307	7,353,761
Other state and federal government grants	324,862	362,100
Other funding	-	12,000
Grant revenue	6,339,169	7,885,289

**NOTE 5. OTHER REVENUE**

	2022 \$	2021 \$
<b>OTHER REVENUE</b>		
Club fees	475,484	444,995
Player fees	1,673,584	1,739,482
Sponsorship income	802,449	505,641
Catering, bar and canteen	555,739	244,565
Ground hire	661,377	528,843
Competition income	1,229,753	673,138
Referee income	1,028,975	980,581
Coaching income	41,726	183,214
Interest	7,235	4,100
Other income	420,657	345,917
Development income	362,104	402,228
	7,259,083	6,052,704

**NOTE 6. CASH AND CASH EQUIVALENTS**

CURRENT ASSETS	2022 \$	2021 \$
<b>CASH AND CASH EQUIVALENTS</b>		
Cash on hand	40,095	16,722
Cash at bank	521,002	2,803,285
Short term deposits	1,777,825	1,775,125
Short term deposit - SAWSA	177,794	177,505
	2,516,716	4,772,637

**NOTE 7. TRADE AND OTHER RECEIVABLES**

CURRENT ASSETS	2022 \$	2021 \$
<b>TRADE AND OTHER RECEIVABLES</b>		
Trade receivables	506,662	525,264
Less: Allowance for expected credit losses	(9,110)	(10,565)
	497,552	514,699
Sundry debtors	188,245	27,240
	685,797	541,939

**NOTE 8. INVENTORIES**

CURRENT ASSETS	2022 \$	2021 \$
<b>INVENTORIES</b>		
Inventories - at cost	74,208	36,929

**NOTE 9. FINANCIAL ASSETS - AMORTISED COST**

CURRENT ASSETS	2022 \$	2021 \$
<b>FINANCIAL ASSETS - AMORTISED COST</b>		
Term Deposit	373,827	372,522

**NOTE 10. RIGHT-OF-USE ASSETS**

NON-CURRENT ASSETS	2022 \$	2021 \$
<b>RIGHT-OF-USE ASSETS</b>		
Motor vehicles	146,253	146,253
Less: Accumulated depreciation	(89,157)	(67,810)
	57,096	78,443
Properties	361,380	361,380
Less: Accumulated depreciation	(84,792)	(55,524)
	276,588	305,856
	333,684	384,299

**NOTE 11. OTHER ASSETS**

CURRENT ASSETS	2022 \$	2021 \$
<b>OTHER ASSETS</b>		
Prepayments	1,587	1,593
GST Receivable	14,999	27,088
	16,586	28,681

**NOTE 12. PROPERTY, PLANT AND EQUIPMENT**

NON-CURRENT ASSETS	2022 \$	2021 \$
<b>PROPERTY, PLANT AND EQUIPMENT</b>		
Leasehold Improvements	5,590,520	5,590,520
Less: accumulated depreciation	(2,047,121)	(1,769,490)
	3,543,399	3,821,030
Plant and equipment	1,288,809	290,034
Less: Accumulated depreciation	(281,223)	(204,917)
	1,007,586	85,117
Motor vehicles - at cost	70,151	70,151
Less: Accumulated depreciation	(58,223)	(55,693)
	11,928	14,458
	4,562,913	3,920,605

	LEASEHOLD IMPROVEMENTS \$	PLANT AND EQUIPMENT \$	MOTOR VEHICLES \$	TOTAL \$
Balance at 1 January 2022	3,821,030	85,117	14,458	3,920,605
Additions	-	998,775	-	998,775
Depreciation expense	(277,630)	(76,307)	(2,530)	(356,467)
Balance at 31 December 2022	3,543,400	1,007,585	11,928	4,562,913

**NOTE 13. TRADE AND OTHER PAYABLES**

CURRENT LIABILITIES	2022 \$	2021 \$
<b>TRADE AND OTHER PAYABLES</b>		
Trade payables	963,330	1,022,885
Bonds	17,928	17,926
Payroll liabilities	132,191	105,439
Accrued expenses	75,846	209,974
	1,189,295	1,356,224

**NOTE 14. LEASE LIABILITIES**

	2022 \$	2021 \$
<b>LEASE LIABILITIES</b>		
CURRENT LIABILITIES		
Hire purchase loan	20,397	19,052
Properties	25,574	24,330
	45,971	43,382
NON-CURRENT LIABILITIES		
Hire purchase loan	39,283	61,378
Properties	283,797	309,370
	323,080	370,748
	369,051	414,130

**NOTE 15. PROVISIONS**

	2022 \$	2021 \$
<b>PROVISIONS</b>		
CURRENT LIABILITIES		
Annual leave	309,815	266,611
Long service leave	137,124	176,486
	446,939	443,097
NON-CURRENT LIABILITIES		
Long service leave	47,799	67,732
	494,738	510,829

**NOTE 16. KEY MANAGEMENT PERSONNEL DISCLOSURES***Compensation*

The aggregate compensation made to any person having authority and responsibility for planning, directing and controlling the activities of the association, directly or indirectly, including its committee members.

	2022 \$	2021 \$
<b>KEY MANAGEMENT PERSONNEL DISCLOSURES</b>		
Short-term employee benefits	600,870	503,688
Post-employment benefits	59,971	59,446
	<u>660,841</u>	<u>563,134</u>

**NOTE 17. REMUNERATION OF AUDITORS**

AUDIT SERVICES	2022 \$	2021 \$
<b>REMUNERATION OF AUDITORS</b>		
Audit of the financial statements	<u>12,000</u>	<u>12,900</u>

**NOTE 18. CONTINGENT LIABILITIES**

There were no contingent liabilities as at 31 December 2022.

**NOTE 19. EVENTS AFTER THE REPORTING PERIOD**

No matter or circumstance has arisen since 31 December 2022 that has significantly affected, or may significantly affect the incorporated association's operations, the results of those operations, or the incorporated association's state of affairs in future financial years.

**NOTE 20. CASH FLOW INFORMATION**

*Reconciliation of surplus/(deficit) after income tax to net cash used in operating activities*

	2022 \$	2021 \$
<b>CASH FLOW INFORMATION</b>		
Surplus/(deficit) after income tax expense for the year	(200,025)	188,753
Adjustments for:		
Depreciation and amortisation	407,081	375,478
Gain on sale of property, plant and equipment	-	(3,805)
Interest on lease liability	19,701	18,557
Change in operating assets and liabilities:		
Decrease/(increase) in trade and other receivables	(143,858)	658,618
Decrease/(increase) in inventories	(37,279)	21,564
Decrease in prepayments	12,095	81,585
Decrease in trade and other payables	(166,930)	(1,654,969)
Increase/(decrease) in contract liabilities	(1,065,757)	100,709
Increase/(decrease) in employee benefits	(16,090)	39,036
Net cash used in operating activities	<u>(1,191,062)</u>	<u>(174,474)</u>

**FOOTBALL FEDERATION SA INCORPORATED DIRECTORS' DECLARATION**  
 For the year ended 31 December 2022

In the directors' opinion:

- the incorporated association is not a reporting entity because there are no users dependent on general purpose financial statements. Accordingly, as described in note 2 to the financial statements, the attached special purpose financial statements have been prepared for the purposes of complying with the Associations Incorporation Act 1985;
- the attached financial statements and notes give a true and fair view of the incorporated association's financial position as at 31 December 2022 and of its performance for the financial year ended on that date; and
- there are reasonable grounds to believe that the incorporated association will be able to pay its debts as and when they become due and payable.

In accordance with section 35(5) of the *Associations Incorporation Act 1985*, the Board of the Football Federation SA Incorporated hereby state that during the financial year ended 31 December 2022:

- no officer of the association;
- no firm of which an officer is a member;
- no body corporate in which an officer has a substantial financial interest;

has received or become entitled to receive a benefit as a result of a contract between the officer, firm or body corporate and the association, except as disclosed in the notes to the accounts.

No officer of the association has received directly or indirectly from the association any payment or other benefit of a pecuniary value.

On behalf of the directors




Estelle Bowman  
 PRESIDENT  
 Date 13/4/2023

Tony Taormina  
 VICE PRESIDENT  
 Date 13 April 2023







**FOOTBALL FEDERATION SA INCORPORATED**

**AUDITOR'S INDEPENDENCE DECLARATION**

We declare that, to the best of our knowledge and belief, there have been no contraventions of any applicable code of professional conduct in relation to the audit of the financial report of Football Federation SA Incorporated for the year ended 31 December 2022.

A stylized, handwritten signature in blue ink that reads 'HLB Mann Judd'.

**HLB Mann Judd Audit (SA) Pty Ltd**  
**Chartered Accountants**

A handwritten signature in blue ink that reads 'Travis Rickard'.

**Travis Rickard**  
**Director**

Adelaide, South Australia  
13 April 2023

**hlb.com.au**

**HLB Mann Judd Audit (SA) Pty. Ltd. ABN: 32 166 337 097**

169 Fullarton Road, Dulwich SA 5065 | PO Box 377, Kent Town SA 5071

T: +61 (0)8 8133 5000 | F: +61 (0)8 8431 3502 | E: reception@hlbsa.com.au

Liability limited by a scheme approved under Professional Standards Legislation.

HLB Mann Judd Audit (SA) Pty. Ltd. is a member of HLB International, the global advisory and accounting network.





## Independent Auditor's Report to The Football Federation SA Incorporated

### REPORT ON THE AUDIT OF THE FINANCIAL REPORT

#### Opinion

We have audited the financial report of The Football Federation SA Incorporated ("the Association"), which comprises the statement of financial position as at 31 December 2022, the statement of profit or loss and other comprehensive income, the statement of changes in equity and the statement of cash flows for the year then ended, and notes to the financial statements, including a summary of significant accounting policies and Directors' declaration.

In our opinion, the accompanying financial report presents fairly, in all material aspects, the financial position of the Association as at 31 December 2022, its financial performance and its cash flow for the year then ended in accordance with Australian Accounting Standards.

#### Basis for Opinion

We conducted our audit in accordance with Australian Auditing Standards. Our responsibilities under those standards are further described in the *Auditor's Responsibilities for the Audit of the Financial Report* section of our report. We are independent of the Association in accordance with the auditor independence requirements of the Accounting Professional and Ethical Standards Board's APES 110 *Code of Ethics for Professional Accountants* ("the Code") that are relevant to our audit of the financial report in Australia. We have also fulfilled our other ethical responsibilities in accordance with the Code.

We believe that the audit evidence we have obtained is sufficient and appropriate to provide a basis for our opinion.

#### ***Emphasis of Matter – Basis of Accounting***

We draw attention to Note 1 to the financial report, which describes the basis of accounting. The financial report has been prepared for the purpose of fulfilling the financial reporting responsibilities under the *Associations Incorporation Act (SA) 1985*. As a result, the financial report may not be suitable for another purpose. Our opinion is not modified in respect of this matter.

#### **Responsibilities of Management and the Directors for the Financial Report**

Management is responsible for the preparation of the special purpose financial report that gives a true and fair view in accordance with the relevant Australian Accounting Standards in accordance with the *Associations Incorporation Act (SA) 1985* and for such internal control as management determines is necessary to enable the preparation of the financial report that is free from material misstatement, whether due to fraud or error.

[hlb.com.au](http://hlb.com.au)

HLB Mann Judd Audit (SA) Pty. Ltd. ABN: 32 166 337 097

169 Fullarton Road, Dulwich SA 5065 | PO Box 377, Kent Town SA 5071

T: +61 (0)8 8133 5000 | F: +61 (0)8 8431 3502 | E: [reception@hlbsa.com.au](mailto:reception@hlbsa.com.au)

Liability limited by a scheme approved under Professional Standards Legislation.

HLB Mann Judd Audit (SA) Pty. Ltd. is a member of HLB International, the global advisory and accounting network.



### **Responsibilities of Management and the Directors for the Financial Report (continued)**

In preparing the special purpose financial report, management is responsible for assessing the Association's ability to continue as a going concern, disclosing, as applicable, matters related to going concern and using the going concern basis of accounting unless management either intend to liquidate the Association or to cease operations, or have no realistic alternative but to do so.

The Directors are responsible for overseeing the Association's financial reporting process.

### **Auditor's Responsibilities for the Audit of the Financial Report**

Our objectives are to obtain reasonable assurance about whether the financial report as a whole is free from material misstatement, whether due to fraud or error, and to issue an auditor's report that includes our opinion. Reasonable assurance is a high level of assurance, but is not a guarantee that an audit conducted in accordance with Australian Auditing Standards will always detect a material misstatement when it exists. Misstatements can arise from fraud or error and are considered material if, individually or in the aggregate, they could reasonably be expected to influence the economic decisions of users taken on the basis of this financial report.

As part of an audit in accordance with the Australian Auditing Standards, we exercise professional judgement and maintain professional scepticism throughout the audit. We also:

- Identify and assess the risks of material misstatement of the financial report, whether due to fraud or error, design and perform audit procedures responsive to those risks, and obtain audit evidence that is sufficient and appropriate to provide a basis for our opinion. The risk of not detecting a material misstatement resulting from fraud is higher than for one resulting from error, as fraud may involve collusion, forgery, intentional omissions, misrepresentations, or the override of internal control.
- Obtain an understanding of internal control relevant to the audit in order to design audit procedures that are appropriate in the circumstances, but not for the purpose of expressing an opinion on the effectiveness of the Association's internal control.
- Evaluate the appropriateness of accounting policies used and the reasonableness of accounting estimates and related disclosures made by management.
- Conclude on the appropriateness of the management's use of the going concern basis of accounting and, based on the audit evidence obtained, whether a material uncertainty exists related to events or conditions that may cast significant doubt on the Association's ability to continue as a going concern. If we conclude that a material uncertainty exists, we are required to draw attention in our auditor's report to the related disclosures in the financial report or, if such disclosures are inadequate, to modify our opinion. Our conclusions are based on the audit evidence obtained up to the date of our auditor's report. However, future events or conditions may cause the Association to cease to continue as a going concern.
- Evaluate the overall presentation, structure and content of the financial report, including the disclosures, and whether the financial report represents the underlying transactions and events in a manner that achieves fair presentation.

[hlb.com.au](http://hlb.com.au)

**HLB Mann Judd Audit (SA) Pty. Ltd. ABN: 32 166 337 097**

169 Fullarton Road, Dulwich SA 5065 | PO Box 377, Kent Town SA 5071

T: +61 (0)8 8133 5000 | F: +61 (0)8 8431 3502 | E: [reception@hlbsa.com.au](mailto:reception@hlbsa.com.au)

Liability limited by a scheme approved under Professional Standards Legislation.

HLB Mann Judd Audit (SA) Pty. Ltd. is a member of HLB International, the global advisory and accounting network.





We communicate with the Directors regarding, among other matters, the planned scope and timing of the audit and significant audit findings, including any significant deficiencies in internal control that we identify during our audit.

We also provide the Directors with a statement that we have complied with relevant ethical requirements regarding independence, and to communicate with them all relationships and other matters that may reasonably be thought to bear on our independence, and where applicable, related safeguards.

A handwritten signature in blue ink, appearing to read 'Travis Rickard'.

**HLB Mann Judd Audit (SA) Pty Ltd**  
**Chartered Accountants**

A handwritten signature in blue ink, appearing to read 'Travis Rickard'.

**Travis Rickard**  
**Director**

Adelaide, South Australia  
14 April 2023

[hlb.com.au](http://hlb.com.au)

**HLB Mann Judd Audit (SA) Pty. Ltd. ABN: 32 166 337 097**

169 Fullarton Road, Dulwich SA 5065 | PO Box 377, Kent Town SA 5071

T: +61 (0)8 8133 5000 | F: +61 (0)8 8431 3502 | E: [reception@hlbsa.com.au](mailto:reception@hlbsa.com.au)

Liability limited by a scheme approved under Professional Standards Legislation.

HLB Mann Judd Audit (SA) Pty. Ltd. is a member of HLB International, the global advisory and accounting network.

# - STATISTICAL INFORMATION -





# LEAGUE PREMIERS & CHAMPIONS



## LEAGUE PREMIERS

<b>NPL</b>	
League Premier	Adelaide City
Runner Up	Campbelltown City
3rd Place	Adelaide Comets
4th Place	MetroStars
5th Place	Adelaide United FC
6th Place	Croydon FC

<b>NPL Reserves</b>	
League Premier	Campbelltown City
Runner Up	Adelaide Comets
3rd Place	MetroStars
4th Place	Cumberland United
5th Place	Adelaide United FC
6th Place	FK Beograd

<b>NPL U18</b>	
League Premier	WT Birkalla
Runner Up	Campbelltown City
3rd Place	Adelaide Olympic
4th Place	Adelaide Comets
5th Place	Adelaide City
6th Place	MetroStars

<b>WNPL</b>	
League Premier	West Adelaide
Runner Up	Adelaide City
3rd Place	Salisbury Inter
4th Place	Adelaide Comets
5th Place	Football SA NTC

<b>WNPL Reserves</b>	
League Premier	Football SA NTC
Runner Up	Adelaide University
3rd Place	Metro United WFC
4th Place	Adelaide Comets
5th Place	WT Birkalla

<b>State League 1</b>	
League Premier	Modbury Jets
Runner Up	West Adelaide
3rd Place	Adelaide Blue Eagles
4th Place	Para Hills Knights
5th Place	Adelaide Croatia Raiders
6th Place	Fulham United FC

<b>State League 1 Reserves</b>	
League Premier	Adelaide Croatia Raiders
Runner Up	Adelaide Blue Eagles
3rd Place	Modbury Jets
4th Place	Adelaide Victory
5th Place	Playford City
6th Place	Para Hills Knights

<b>State League 1 U18</b>	
League Premier	Adelaide University SC
Runner Up	West Adelaide
3rd Place	Modbury Jets
4th Place	Para Hills Knights
5th Place	Adelaide Blue Eagles
6th Place	Adelaide Croatia Raiders

<b>Women's State League</b>	
League Premier	Flinders United
Runner Up	South Adelaide
3rd Place	Modbury Jets
4th Place	Cove FC

<b>State League 2</b>	
League Premier	Adelaide Cobras
Runner Up	Vipers FC
3rd Place	Western Strikers
4th Place	Cove FC
5th Place	Seaford Rangers
6th Place	Northern Demons

<b>State League 2 Reserves</b>	
League Premier	Western Strikers
Runner Up	Cove FC
3rd Place	Vipers FC
4th Place	Salisbury United
5th Place	Pontian Eagles SC
6th Place	Modbury Vista

<b>State League 2 U18</b>	
League Premier	Adelaide Cobras
Runner Up	Pontian Eagles SC
3rd Place	Western Strikers
4th Place	Modbury Vista
5th Place	Cove FC
6th Place	Salisbury United

## LEAGUE CHAMPIONS

<b>NPL</b>	
League Champion	Adelaide City
Runner Up	Adelaide Comets
3rd Place	Campbelltown City
4th Place	MetroStars

5th Place	Adelaide United
6th Place	Croydon FC

<b>NPL Reserves</b>	
League Champion	Campbelltown City
Runner Up	Adelaide Comets
3rd Place	MetroStars
4th Place	Adelaide United
5th Place	Cumberland United
6th Place	FK Beograd

<b>NPL U18</b>	
League Champion	WT Birkalla
Runner Up	Campbelltown City
3rd Place	MetroStars
4th Place	Adelaide Comets
5th Place	Adelaide Olympic
6th Place	Adelaide City

<b>WNPL</b>	
League Champion	West Adelaide
Runner Up	Adelaide City
3rd Place	Salisbury Inter
4th Place	Adelaide Comets
5th Place	Football SA NTC

<b>WNPL Reserves</b>	
League Champion	Metro United WFC
Runner Up	Football SA NTC
3rd Place	Adelaide University
4th Place	Adelaide Comets
5th Place	WT Birkalla

<b>State League 1</b>	
League Champion	West Adelaide
Runner Up	Para Hills Knights
3rd Place	Modbury Jets
4th Place	Fulham United
5th Place	Adelaide Blue Eagles
6th Place	Adelaide Croatia Raiders

<b>State League 1 Reserves</b>	
League Champion	Adelaide Victory
Runner Up	Adelaide Blue Eagles
3rd Place	Adelaide Croatia Raiders
4th Place	Para Hills Knights
5th Place	Modbury Jets
6th Place	Playford City

<b>State League 1 U18</b>	
League Champion	West Adelaide
Runner Up	Modbury Jets
3rd Place	Adelaide University
4th Place	Adelaide Blue Eagles
5th Place	Para Hills Knights
6th Place	Adelaide Croatia Raiders

<b>State League 2</b>	
League Champion	Vipers
Runner Up	Western Strikers
3rd Place	Adelaide Omonia Cobras
4th Place	Cove FC
5th Place	Seaford Rangers
6th Place	Northern Demons

<b>State League 2 Reserves</b>	
League Champion	Cove FC
Runner Up	Western Strikers
3rd Place	Modbury Vista
4th Place	Salisbury United
5th Place	Vipers
6th Place	Pontian Eagles

<b>State League 2 U18</b>	
League Champion	Adelaide Omonia Cobras
Runner Up	Cove FC
3rd Place	Pontian Eagles
4th Place	Salisbury United
5th Place	Western Strikers
6th Place	Modbury Vista

## FEDERATION CUP

<b>Senior Grade</b>	
Winner	Adelaide City
Runner Up	Modbury Jets

<b>Reserve Grade</b>	
Winner	Adelaide United
Runner Up	Adelaide City

<b>Under 18's</b>	
Winner	Football SA NTC
Runner Up	Adelaide Olympic

## WNPL AND WSL CUP

Winner	West Adelaide
Runner Up	Adelaide City



## LEAGUE TABLES &amp; FINAL SERIES 2022

## - NATIONAL PREMIER LEAGUE -

## 2022 NATIONAL PREMIER LEAGUE

TEAM	P	W	D	L	F	A	GD	PTS
Adelaide City	22	15	6	1	55	17	38	51
Campbelltown City	22	16	2	4	44	27	17	50
Adelaide Comets	22	14	3	5	47	21	26	45
MetroStars	22	13	2	7	38	25	13	41
Adelaide United FC	22	10	2	10	55	55	0	32
Croydon Kings	22	9	3	10	28	27	1	30
FK Beograd	22	8	5	9	35	39	-4	29
Sturt Lions	22	7	4	11	29	44	-15	25
South Adelaide	22	6	4	12	38	49	-11	22
Adelaide Olympic	22	5	5	12	32	45	-13	20
Cumberland United	22	5	2	15	24	53	-29	17
WT Birkalla	22	3	4	15	24	47	-23	13

## 2022 NATIONAL PREMIER LEAGUE - FINAL SERIES

## WEEK 1

21/8/22 First Leg of Semi-Final	Adelaide City	0 v 0	Campbelltown City
20/8/22 Elimination Final	Adelaide Comets	1 v 0	Croydon FC
20/8/22 Elimination Final	MetroStars	2 v 1	Adelaide United FC

## WEEK 2

27/8/22 Second Leg of Semi-Final	Campbelltown City	2 v 3	Adelaide City
27/8/22 Elimination Final	Adelaide Comets	0 v 0	MetroStars
		0 v 0	
		AET	
		6 v 5	
		PEN	

## WEEK 3

2/9/22 Preliminary Final	Campbelltown City	0 v 1	Adelaide Comets
--------------------------	-------------------	-------	-----------------

## WEEK 4

9/9/22 Grand Final	Adelaide City	2 v 1	Adelaide Comets
--------------------	---------------	-------	-----------------

## 2022 NATIONAL PREMIER LEAGUE RESERVES

TEAM	P	W	D	L	F	A	GD	PTS
Campbelltown City	22	16	1	5	55	24	31	49
Adelaide Comets	22	16	1	5	53	32	21	49
MetroStars	22	11	4	7	45	34	11	37
Cumberland United	22	10	4	8	46	33	13	34
Adelaide United FC	22	9	7	6	45	41	4	34
FK Beograd	22	10	2	10	50	54	-4	32
WT Birkalla	22	7	6	9	48	43	5	27
Sturt Lions	22	7	5	10	36	50	-14	26
Adelaide City	22	7	4	11	39	41	-2	25
Adelaide Olympic	22	7	3	12	33	40	-7	24
South Adelaide	22	6	2	14	23	54	-31	20
Croydon Kings	22	3	7	12	23	50	-27	16

## 2022 NATIONAL PREMIER LEAGUE RESERVES - FINAL SERIES

## WEEK 1

20/8/22 Elimination Final	Cumberland United	1 v 3	Adelaide United FC
20/8/22 First Leg of Semi-Final	Adelaide Comets	3 v 1	Campbelltown City
20/8/22 Elimination Final	MetroStars	1 v 1	FK Beograd

## WEEK 2

27/8/22 Second Leg of Semi-Final	Campbelltown City	0 v 1	Adelaide Comets
27/8/22 Elimination Final	MetroStars	2 v 2	Adelaide United
		2 v 2	
		AET	
		5 v 3	
		PEN	

## WEEK 3

3/9/22 Preliminary Final	Campbelltown City	3 v 2	MetroStars
--------------------------	-------------------	-------	------------

## WEEK 4

10/9/22 Grand Final	Adelaide Comets	2 v 2	Campbelltown City
		2 v 2	
		AET	
		4 v 5	
		PEN	

## 2022 NATIONAL PREMIER LEAGUE UNDER 18

TEAM	P	W	D	L	F	A	GD	PTS
WT Birkalla	22	16	4	2	69	27	42	52
Campbelltown City	22	16	1	5	66	30	36	49
Adelaide Olympic	22	14	2	6	56	36	20	44
Adelaide Comets	22	13	4	5	59	25	34	43
Adelaide City	22	12	1	9	51	44	7	37
MetroStars	22	11	3	8	57	47	10	36
FK Beograd	22	8	3	11	32	49	-17	27
Cumberland United	22	7	4	11	49	57	-8	25
Football SA NTC	22	6	4	12	53	63	-10	22
South Adelaide	22	7	1	14	31	69	-38	22
Croydon Kings	22	3	3	16	36	70	-34	12
Sturt Lions	22	4	0	18	25	67	-42	12

## 2022 NATIONAL PREMIER LEAGUE UNDER 18 - FINAL SERIES

## WEEK 1

20/8/22 First Leg of Semi-Final	WT Birkalla	4 v 2	Campbelltown City
20/8/22 Elimination Final	Adelaide Comets	2 v 1	Adelaide City
20/8/22 Elimination Final	Adelaide Olympic	0 v 2	MetroStars

## WEEK 2

27/8/22 Second Leg of Semi-Final	Campbelltown City	2 v 3	WT Birkalla
27/8/22 Elimination Final	Adelaide Comets	0 v 2	MetroStars

## WEEK 3

3/9/22 Preliminary Final	Campbelltown City	1 v 0	MetroStars
--------------------------	-------------------	-------	------------

## WEEK 4

10/9/22 Grand Final	WT Birkalla	2 v 1	Campbelltown City
---------------------	-------------	-------	-------------------

## - WOMEN'S NATIONAL PREMIER LEAGUE -

## 2022 WOMEN'S NATIONAL PREMIER LEAGUE

TEAM	P	W	D	L	F	A	GD	PTS
West Adelaide	18	16	1	1	81	18	63	49
Adelaide City	18	14	0	4	49	27	22	42
Salisbury Inter	18	11	2	5	48	24	24	35
Adelaide Comets	18	10	2	6	44	37	7	32
Football SA NTC	18	9	3	6	55	31	24	30
Metro United WFC	18	9	1	8	29	39	-10	28
Adelaide University	18	6	3	9	22	37	-15	21
WT Birkalla	18	1	4	13	14	50	-36	7
Fulham United	18	1	4	13	13	53	-40	7
Modbury Vista	18	0	6	12	26	65	-39	6

## 2022 WOMEN'S NATIONAL PREMIER LEAGUE - FINAL SERIES

## WEEK 1

2/9/22 Elimination Final	Adelaide Comets	3 v 1	Football SA NTC
2/9/22 Qualifying Final	Adelaide City	0 v 0	Salisbury Inter
		1 v 0	
		AET	

## Bye

West Adelaide

## WEEK 2

11/9/22 Major Semi Final	West Adelaide	3 v 0	Adelaide City
11/9/22 Minor Semi Final	Salisbury Inter	2 v 1	Adelaide Comets

## WEEK 3

16/9/22 Preliminary Final	Adelaide City	6 v 2	Salisbury Inter
---------------------------	---------------	-------	-----------------

## WEEK 4

23/9/22 Grand Final	West Adelaide	1 v 0	Adelaide City
---------------------	---------------	-------	---------------

## 2022 WOMEN'S NATIONAL PREMIER LEAGUE RESERVES

TEAM	P	W	D	L	F	A	GD	PTS
Football SA NTC	18	16	1	1	96	25	71	49
Adelaide University	18	13	2	3	48	23	25	41
Metro United WFC	18	12	2	4	65	26	39	38
Adelaide Comets	18	10	2	6	53	41	12	32
WT Birkalla	18	9	2	7	59	51	8	29
West Adelaide	18	6	2	10	43	58	-15	20
Adelaide City	18	5	2	11	31	44	-13	17
Modbury Vista	18	4	5	9	21	46	-25	17
Salisbury Inter	18	2	2	14	18	60	-42	8
Fulham United	18	2	2	14	20	80	-60	8

## 2022 WOMEN'S NATIONAL PREMIER LEAGUE RESERVES - FINAL SERIES

## WEEK 1

2/9/22 Elimination Final	Adelaide Comets	2 v 0	WT Birkalla
2/9/22 Qualifying Final	Adelaide University	3 v 2	Metro United WFC
		Bye	Football SA NTC

## WEEK 2

11/9/22 Major Semi Final	Football SA NTC	1 v 0	Adelaide University
11/9/22 Minor Semi Final	Metro United WFC	2 v 1	Adelaide Comets

## WEEK 3

16/9/22 Preliminary Final	Adelaide University	1 v 2	Metro United WFC
---------------------------	---------------------	-------	------------------

## WEEK 4

28/9/22 Grand Final	Football SA NTC	1 v 1	Metro United WFC
		3 v 5	
		PEN	



- STATE LEAGUE 1 -

2022 STATE LEAGUE 1

TEAM	P	W	D	L	F	A	GD	PTS
Modbury Jets	22	15	3	4	75	30	45	48
West Adelaide	22	11	9	2	47	28	19	42
Adelaide Blue Eagles	22	12	4	6	48	29	19	40
Para Hills Knights	22	12	4	6	35	28	7	40
Adelaide Croatia Raiders	22	11	4	7	45	34	11	37
Fulham United FC	22	9	6	7	30	28	2	33
Playford City	22	9	3	10	31	43	-12	30
Port Adelaide	22	9	1	12	31	51	-20	28
Eastern United	22	7	4	11	29	38	-9	25
Adelaide Victory	22	5	9	8	21	23	-2	24
Adelaide University SC	22	3	4	15	21	50	-29	13
Adelaide Hills	22	2	3	17	20	51	-31	9

2022 STATE LEAGUE 1 RESERVES

TEAM	P	W	D	L	F	A	GD	PTS
Adelaide Croatia Raiders	22	15	2	5	57	31	26	47
Adelaide Blue Eagles	22	14	4	4	64	30	34	46
Modbury Jets	22	14	1	7	69	33	36	43
Adelaide Victory	22	12	5	5	49	37	12	41
Playford City	22	12	3	7	54	43	11	39
Para Hills Knights	22	11	5	6	61	42	19	38
Adelaide University SC	22	10	5	7	46	39	7	35
West Adelaide	22	7	6	9	39	45	-6	27
Adelaide Hills	22	5	2	15	30	70	-40	17
Port Adelaide	22	4	3	15	34	60	-26	15
Fulham United FC	22	4	3	15	29	64	-35	15
Eastern United	22	3	3	16	19	57	-38	12

2022 STATE LEAGUE 1 UNDER 18

TEAM	P	W	D	L	F	A	GD	PTS
Adelaide University SC	22	15	2	5	58	20	38	47
West Adelaide	22	14	5	3	52	26	26	47
Modbury Jets	22	13	4	5	51	26	25	43
Para Hills Knights	22	13	2	7	51	32	19	41
Adelaide Blue Eagles	21	11	3	7	35	29	6	36
Adelaide Croatia Raiders	22	10	3	9	61	40	21	33
Adelaide Victory	21	7	6	8	36	39	-3	27
Eastern United	22	8	3	11	32	42	-10	27
Playford City	22	7	4	11	43	45	-2	25
Adelaide Hills	22	8	1	13	25	66	-41	25
Port Adelaide	22	3	4	15	23	52	-29	13
Fulham United FC	22	2	3	17	21	71	-50	9

2022 STATE LEAGUE 1 - FINAL SERIES

**WEEK 1**  
 20/8/22 First Leg of Semi-Final West Adelaide 3 v 0 Modbury Jets  
 20/8/22 Elimination Final Adelaide Blue Eagles 0 v 1 Fulham United  
 20/8/22 Elimination Final Para Hills Knights 3 v 0 Adelaide Croatia Raiders

**WEEK 2**  
 27/8/22 Second Leg of Semi-Final Modbury Jets 1 v 1 West Adelaide  
 27/8/22 Elimination Final Para Hills Knights 0 v 0 Adelaide Blue Eagles  
 1 v 0  
 AET

**WEEK 3**  
 3/9/22 Preliminary Final Modbury Jets 2 v 3 Para Hills Knights

**WEEK 4**  
 10/9/22 Grand Final West Adelaide 4 v 3 Para Hills Knights

2022 STATE LEAGUE 1 RESERVES - FINAL SERIES

**WEEK 1**  
 20/8/22 Elimination Final Modbury Jets 1 v 3 Para Hills Knights  
 20/8/22 First Leg of Semi-Final Adelaide Blue Eagles 4 v 0 Adelaide Croatia Raiders  
 20/8/22 Elimination Final Adelaide Victory 5 v 0 Playford City

**WEEK 2**  
 27/8/22 Second Leg of Semi-Final Adelaide Croatia Raiders 3 v 3 Adelaide Blue Eagles  
 27/8/22 Elimination Final Adelaide Victory 2 v 1 Para Hills Knights

**WEEK 3**  
 3/9/22 Preliminary Final Adelaide Croatia Raiders 2 v 3 Adelaide Victory

**WEEK 4**  
 10/9/22 Grand Final Adelaide Blue Eagles 0 v 3 Adelaide Victory

2022 STATE LEAGUE 1 UNDER 18 - FINAL SERIES

**WEEK 1**  
 20/8/22 First Leg of Semi-Final West Adelaide 3 v 0 Adelaide University  
 20/8/22 Elimination Final Modbury Jets 3 v 1 Adelaide Croatia Raiders  
 20/8/22 Elimination Final Para Hills Knights 0 v 2 Adelaide Blue Eagles

**WEEK 2**  
 27/8/22 Elimination Final Modbury Jets 3 v 0 Adelaide Blue Eagles  
 27/8/22 Second Leg of Semi-Final Adelaide University 0 v 2 West Adelaide

**WEEK 3**  
 3/9/22 Preliminary Final Adelaide University 1 v 2 Modbury Jets

**WEEK 4**  
 10/9/22 Grand Final West Adelaide 1 v 0 Modbury Jets

- WOMEN'S STATE LEAGUE -

2022 WOMEN'S STATE LEAGUE

TEAM	P	W	D	L	F	A	GD	PTS
Flinders United	18	13	0	1	63	8	55	39
South Adelaide	18	11	1	2	55	17	38	34
Modbury Jets	18	7	1	6	32	24	8	22
Cove FC	18	7	1	6	40	34	6	22
Adelaide Hills	18	7	1	6	30	25	5	22
Adelaide Jaguars	18	7	0	7	39	23	16	21
Elizabeth Grove	18	1	1	12	14	73	-59	4
Campbelltown City	18	0	1	13	8	77	-69	1

2022 WOMEN'S NPL AND STATE LEAGUE PLAY-OFF SERIES

**ROUND 1**  
 11/9/22 Promotional Play Off South Adelaide 0 v 3 Fulham United

- STATE LEAGUE 2 -

2022 STATE LEAGUE 2

TEAM	P	W	D	L	F	A	GD	PTS
Adelaide Cobras	22	15	5	2	45	24	21	50
Vipers FC	22	11	9	2	44	26	18	42
Western Strikers	22	11	6	5	41	33	8	39
Cove FC	22	9	8	5	38	29	9	35
Seaford Rangers	22	10	5	7	42	34	8	35
Northern Demons	22	11	2	9	38	34	4	35
Salisbury United	22	9	7	6	49	39	10	34
Modbury Vista	22	7	3	12	43	50	-7	24
Pontian Eagles SC	22	6	5	11	44	54	-10	23
Noarlunga United	22	5	5	12	36	38	-2	20
Mount Barker United SC	22	4	5	13	29	49	-20	17
Gawler Eagles FC	22	2	4	16	27	66	-39	10

2022 STATE LEAGUE 2 RESERVES

TEAM	P	W	D	L	F	A	GD	PTS
Western Strikers	22	18	0	4	58	25	33	54
Cove FC	22	16	0	6	57	26	31	48
Vipers FC	22	14	2	6	64	32	32	44
Salisbury United	22	14	1	7	46	30	16	43
Pontian Eagles SC	22	12	4	6	52	32	20	40
Modbury Vista	22	12	1	9	49	31	18	37
Noarlunga United	22	10	3	9	37	46	-9	33
Adelaide Cobras	22	7	4	11	34	52	-18	25
Gawler Eagles FC	22	7	0	15	27	43	-16	21
Seaford Rangers	22	4	4	14	25	53	-28	16
Northern Demons	22	3	5	14	33	66	-33	14
Mount Barker United SC	22	2	2	18	15	61	-46	8

2022 STATE LEAGUE 2 UNDER 18

TEAM	P	W	D	L	F	A	GD	PTS
Adelaide Cobras	22	20	2	0	111	17	94	62
Pontian Eagles SC	22	14	5	3	64	30	34	47
Western Strikers	22	14	3	5	58	32	26	45
Modbury Vista	22	13	3	6	68	33	35	42
Cove FC	22	13	2	7	70	30	40	41
Salisbury United	22	12	3	7	107	44	63	39
Seaford Rangers	22	9	3	10	43	38	5	30
Gawler Eagles FC	22	9	2	11	72	59	13	29
Noarlunga United	22	4	3	15	25	102	-77	15
Mount Barker United SC	22	3	2	17	25	102	-77	11
Vipers FC	22	3	1	18	24	107	-83	10
Northern Demons	22	2	3	17	25	98	-73	9

2022 STATE LEAGUE 2 - FINAL SERIES

**WEEK 1**  
 20/8/22 First Leg of Semi-Final Vipers FC 3 v 1 Adelaide Omonia Cobras  
 20/8/22 Elimination Final Western Strikers 2 v 2 Northern Demons  
 2 v 2  
 AET  
 3 v 2  
 PEN

20/8/22 Elimination Final Cove FC 2 v 0 Seaford Rangers

**WEEK 2**  
 27/8/22 Second Leg of Semi-Final Adelaide Omonia Cobras 0 v 3 Vipers FC  
 27/8/22 Elimination Final Western Strikers 3 v 1 Cove FC

**WEEK 3**  
 2/9/22 Preliminary Final Adelaide Omonia Cobras 1 v 2 Western Strikers

**WEEK 4**  
 10/9/22 Grand Final Vipers FC 3 v 3 Western Strikers  
 4 v 3  
 AET

2022 STATE LEAGUE 2 RESERVES - FINAL SERIES

**WEEK 1**  
 20/8/22 Elimination Final Vipers FC 3 v 4 Modbury Vista  
 20/8/22 First Leg of Semi-Final Western Strikers 1 v 1 Cove FC  
 20/8/22 Elimination Final Salisbury United 3 v 0 Pontian Eagles

**WEEK 2**  
 27/8/22 Elimination Final Salisbury United 0 v 2 Modbury Vista  
 27/8/22 Second Leg of Semi-Final Cove FC 0 v 1 Western Strikers

**WEEK 3**  
 2/9/22 Preliminary Final Cove FC 2 v 1 Modbury Vista

**WEEK 4**  
 10/9/22 Grand Final Western Strikers 2 v 3 Cove FC

2022 STATE LEAGUE 2 UNDER 18 - FINAL SERIES

**WEEK 1**  
 20/8/22 First Leg of Semi-Final Pontian Eagles 3 v 3 Adelaide Omonia Cobras  
 20/8/22 Elimination Final Western Strikers 1 v 3 Salisbury United  
 20/8/22 Elimination Final Modbury Vista 0 v 2 Cove FC

**WEEK 2**  
 27/8/22 Second Leg of Semi-Final Adelaide Omonia Cobras 4 v 1 Pontian Eagles  
 27/8/22 Elimination Final Cove FC 1 v 1 Salisbury United  
 3 v 1  
 AET

**WEEK 3**  
 3/9/22 Preliminary Final Pontian Eagles 1 v 4 Cove FC

**WEEK 4**  
 10/9/22 Grand Final Adelaide Omonia Cobras 4 v 3 Cove FC



## HIGHEST GOAL SCORERS



## 2022 RAA NATIONAL PREMIER LEAGUE

Joshua Mori	FK Beograd	18
Jonathon Rideout	South Adelaide	14
Aladin Irabona	Adelaide City	13
Alexander Mullen	Campbelltown City	13
Luka Jovanovic	Adelaide United FC	12
Marc Marino	Campbelltown City	12

## 2022 RAA NATIONAL PREMIER LEAGUE RESERVES

Maksim Ivanic	FK Beograd	16
Santana Bartkowski	Campbelltown City	16
Hugo Rimington	WT Birkalla	15
Lukas Ikononopoulos	Adelaide Comets	14
Jay Gillon	Cumberland United	10
Luke Fusco	Sturt Lions	10
Rick Iommazzo	Campbelltown City	10

## 2022 RAA NATIONAL PREMIER LEAGUE U18

Abu Hussein	Adelaide Olympic	20
Ryan Diamantis	Adelaide Comets	19
Brody Burkitt	WT Birkalla	14
Daniel Cavuoto	MetroStars	14
Nicholas Malatesta	Campbelltown City	14

## 2022 WOMEN'S NPL SA

Racheal Quigley	West Adelaide SC	26
Chrissy Panagaris	Adelaide Comets	20
Maria Jose Rojas Pino	Salisbury Inter	14
Harriet Burnett	West Adelaide SC	14
Nicole Tilley	West Adelaide SC	13

## 2022 WOMEN'S NPL SA RESERVES

Gracen Blieschke	SA NTC	28
Sofia Kouisionis	Adelaide Comets	24
Emily Sabatino	Metro United WFC	19
Kaitlin Reardon	SA NTC	19
Anastasia Nuttall	Adelaide City FC	14

## 2022 STATE LEAGUE 1

Hamish McCabe	Modbury Jets	20
Dante Isla Cacciavilliani	Adelaide Blue Eagles	18
Clement Ebahece Waoci	Adelaide Blue Eagles	13
Austyn Scambiaterra	Para Hills Knights	10
Cooper Wegener	Modbury Jets	10
Omari Didero	Adelaide Croatia Raiders	10
Ricardo Da Silva	West Adelaide	10

## 2022 STATE LEAGUE 1 RESERVES

Jake Tatarelli	Adelaide Blue Eagles	25
Harrison Trimper	Playford City	21
Riley Stam	Para Hills Knights	18
Oliver Trimboli	Adelaide Croatia Raiders	17
Enock Ipassou	Modbury Jets	16

## 2022 STATE LEAGUE 1 U18

Matthew Lill	Adelaide University SC	26
Exsorce Junior	Para Hills Knights	15
Judd Panozzo	Adelaide Blue Eagles	15
Jah Arnold	Adelaide Croatia Raiders	14
Matthew Berlangieri	Eastern United	12
PaSiang Thluasut	Playford City	12

## 2022 WOMEN'S STATE LEAGUE

Eliza Macdonald-Hall	Flinders United WFC	19
Nikki Henkens	South Adelaide Panthers FC	17
Olivia Ieraci	Cove FC	15
Claudia Addicott	Flinders United WFC	13
Chloe van de Water	Flinders United WFC	11

## 2022 STATE LEAGUE 2

Anthony Dimas	Pontian Eagles SC	30
Yiannis Nestoras	Northern Demons	15
Perry Mitris	Adelaide Cobras	14
David Thornton	Cove FC	12
Noah Teperow	Seaford Rangers	11

## 2022 STATE LEAGUE 2 RESERVES

Pheonix Hamdorf	Cove FC	16
Anthony Binetti	Vipers FC	13
Lachlan Watson	Western Strikers	13
Samuel Heaver	Noarlunga United	13
Alphonse Imaru	Salisbury United	12

## 2022 STATE LEAGUE 2 U18

Erfan Akbari	Salisbury United	32
Fahad Jaseem	Adelaide Cobras	27
Nicholas Botsos	Adelaide Cobras	23
Rory Relihan	Salisbury United	18
Baileigh Heaven	Cove FC	17
Jack Carter	Cove FC	17



GIRLS & WOMEN'S LEAGUE TABLES

2022 WOMEN'S DIVISION 1

TEAM	P	W	D	L	F	A	GD	PTS
1 Modbury Vista - Div 1	18	13	4	1	86	17	69	43
2 WT Birkalla	18	13	3	2	51	29	22	42
3 Croydon FC - Div 1	18	12	2	4	66	27	39	38
4 Metro United WFC - Div 1	18	11	4	3	56	29	27	37
5 Pembroke Old Scholars	18	9	1	8	55	60	-5	28
6 Flinders United	18	6	4	8	41	51	-10	22
7 Adelaide Jaguars	18	4	3	11	37	49	-12	15
8 Adelaide University - Div 1	18	4	2	12	24	47	-23	14
9 South Adelaide	18	4	1	13	38	75	-37	13
10 Adelaide Comets	18	2	0	16	16	83	-67	6

2022 WOMEN'S DIVISION 2

TEAM	P	W	D	L	F	A	GD	PTS
1 Salisbury Inter - Div 2	18	15	3	0	61	10	51	48
2 Ghan Kilburn	18	13	4	1	64	24	40	43
3 BOSA	17	11	3	3	45	26	19	36
4 Western Strikers	17	9	5	3	49	25	24	32
5 Modbury Vista - Div 2	18	9	1	8	36	36	0	28
6 Westminster Old Scholars	18	7	1	10	29	54	-25	22
7 Adelaide University - Div 2	18	5	2	11	18	42	-24	17
8 Cove Marion	18	3	3	12	31	62	-31	12
9 Metro United WFC - Div 2	18	2	3	13	24	44	-20	9
10 Modbury Jets AFC	18	2	1	15	20	54	-34	7

2022 WOMEN'S DIVISION 3

TEAM	P	W	D	L	F	A	GD	PTS
1 East Adelaide	18	13	3	2	53	18	35	42
2 Seymour	18	12	3	3	76	27	49	39
3 Modbury Jets	17	12	2	3	50	19	31	38
4 UniSA	17	10	0	7	48	31	17	30
5 Mercedes Old Collegians	18	9	3	6	49	38	11	30
6 Croydon FC - Div 3	18	8	2	8	36	30	6	26
7 Mount Barker United	18	7	1	10	42	53	-11	22
8 Adelaide Croatia Raiders	18	5	2	11	17	62	-45	17
9 Ingle Farm	18	2	3	13	26	63	-37	9
10 Adelaide University - Div 3	18	1	1	16	14	64	-50	4

2022 WOMEN'S DIVISION 4 NORTH

TEAM	P	W	D	L	F	A	GD	PTS
1 Northern Wolves Div 4	18	14	3	1	55	13	42	45
2 BOSA Div 4	18	13	3	2	98	14	84	42
3 Salisbury Inter Div 4	18	11	4	3	45	20	25	37
4 Northern Demons	18	10	2	6	38	26	12	32
5 Para Hills East	18	8	4	6	40	28	12	28
6 Angle Vale Div 4	18	6	5	7	27	22	5	23
7 Barossa United	18	6	3	9	31	46	-15	21
8 Eastern United	18	4	2	12	23	71	-48	14
9 Modbury Jets AFC	18	2	4	12	11	62	-51	10
10 Pontian Eagles	18	0	2	16	9	75	-66	2

2022 WOMEN'S DIVISION 4 SOUTH

TEAM	P	W	D	L	F	A	GD	PTS
1 Flinders United Div 4	18	15	2	1	65	17	48	47
2 Mount Barker United Div 4	18	12	2	4	54	26	28	38
3 Hahndorf	18	9	6	3	42	21	21	33
4 Campbelltown City	18	9	2	7	44	22	22	29
5 Sacred Heart Old Scholars	18	9	2	7	42	25	17	29
6 East Adelaide	18	7	4	7	27	20	7	25
7 Adelaide Hills	18	5	6	7	31	40	-9	21
8 Stirling Districts	18	6	1	11	44	51	-7	19
9 Pembroke Old Scholars Div 4	18	4	1	13	15	43	-28	13
10 Adelaide University Div 4	18	1	0	17	6	102	-96	3

2022 WOMEN'S DIVISION 5 NORTH

TEAM	P	W	D	L	F	A	GD	PTS
1 Salisbury Sharks	18	16	1	1	124	10	114	49
2 Salisbury Inter Div 5	18	12	4	2	48	13	35	40
3 Rowe Park United	18	11	2	5	51	30	21	35
4 Munno Para	18	9	3	6	65	46	19	30
5 Elizabeth Grove	18	8	5	5	58	24	34	29
6 Playford City	18	9	2	7	54	41	13	29
7 Northern Wolves Div 5	18	7	2	9	32	37	-5	23
8 Virginia United	18	2	2	14	17	80	-63	8
9 Angle Vale Div 5	18	2	2	14	10	78	-68	8
10 Adelaide Atletico FC	18	2	1	15	15	112	-97	7

2022 WOMEN'S DIVISION 5 SOUTH

TEAM	P	W	D	L	F	A	GD	PTS
1 BOSA Div 5	18	12	1	3	57	13	44	37
2 Sturt Lions	18	11	3	2	38	17	21	36
3 Westminster Old Scholars	18	10	3	3	47	15	32	33
4 Flinders United Div 5	18	9	4	3	38	12	26	31
5 Woodside Warriors	18	7	2	7	31	33	-2	23
6 Adelaide Jaguars	18	6	2	8	38	36	2	20
7 Pembroke Old Scholars Div 5	18	3	3	10	17	49	-32	12
8 Aldinga Soccer Club	18	1	4	11	20	58	-38	7
9 Adelaide University Div 5	18	1	2	13	6	59	-53	5

2022 UNDER 17 GIRLS TOP HALF

TEAM	P	W	D	L	F	A	GD	PTS
1 Adelaide University	21	15	1	2	76	8	68	46
2 Modbury Vista	21	12	3	3	48	24	24	39
3 Adelaide Hills	21	12	0	6	51	26	25	36
4 West Adelaide	21	8	1	9	36	41	-5	25
5 Adelaide City	21	7	1	10	34	37	-3	22

2022 UNDER 17 GIRLS BOTTOM HALF

TEAM	P	W	D	L	F	A	GD	PTS
1 Flinders United	21	10	2	8	59	51	8	32
2 Salisbury Inter	21	9	3	8	45	35	10	30
3 Adelaide Jaguars	21	9	1	10	57	46	11	28
4 Adelaide Comets	21	7	4	9	53	48	5	25
5 Cove Marion	21	7	2	11	35	66	-31	23
6 Vipers FC	21	0	0	20	10	122	-112	0

2022 UNDER 15 GIRLS RED

TEAM	P	W	D	L	F	A	GD	PTS
1 Modbury Vista Red	21	19	1	1	95	8	87	58
2 Adelaide University Red	21	17	1	3	85	16	69	52
3 South Adelaide Red	21	13	3	5	57	23	34	42
4 Flinders United Red	21	12	0	9	54	41	13	36
5 Adelaide Hills Red	21	8	1	12	45	44	1	25
6 Campbelltown City Red	21	6	1	14	21	67	-46	19
7 Adelaide City Red	21	4	3	14	17	56	-39	15
8 Adelaide Comets Red	21	0	0	21	6	125	-119	0

2022 UNDER 15 GIRLS BLUE

TEAM	P	W	D	L	F	A	GD	PTS
1 Fulham United Blue	22	17	5	0	68	17	51	56
2 Adelaide Cobras Blue	22	17	3	2	79	22	57	54
3 Adelaide University Blue	22	14	5	3	68	26	42	47
4 Cove Marion Blue	22	11	4	7	69	50	19	37
5 West Adelaide Blue	21	11	3	7	57	28	29	36
6 Salisbury Inter Blue	22	9	5	8	53	30	23	32
7 Modbury Jets Blue	22	10	2	10	58	42	16	32
8 Campbelltown City Blue	22	8	8	6	38	22	16	32
9 Metro United WFC Blue	22	4	6	12	27	72	-45	18
10 Adelaide Jaguars Blue	22	3	4	15	24	76	-52	13
11 Modbury Vista Blue	21	2	3	16	24	58	-34	9
12 Noarlunga United Blue	22	0	2	20	5	127	-122	2

2022 UNDER 15 GIRLS PURPLE

TEAM	P	W	D	L	F	A	GD	PTS
1 WT Birkalla Purple	22	18	2	2	100	21	79	56
2 Elizabeth Grove Purple	21	15	5	1	75	16	59	50
3 Adelaide University Purple	22	15	2	5	69	15	54	47
4 Port Adelaide Purple	22	13	2	7	48	26	22	41
5 Barossa United Purple	21	13	1	7	47	36	11	40
6 Southern Breakers Purple	22	10	5	7	42	34	8	35
7 Flinders United Purple	22	8	4	10	33	40	-7	28
8 Adelaide Cobras Purple	22	6	4	12	26	51	-25	22
9 Tea Tree Gully Purple	22	6	2	14	30	61	-31	20
10 Cove Marion Purple	22	6	2	14	44	80	-36	20
11 Sturt Lions Purple	22	4	3	15	22	63	-41	15
12 Salisbury Inter Purple	22	0	2	20	8	101	-93	2

2022 UNDER 13 GIRLS RED

TEAM	P	W	D	L	F	A	GD	PTS
1 Adelaide University Red	18	15	0	1	82	6	76	45
2 Fulham United Red	18	13	1	2	62	17	45	40
3 Adelaide Jaguars Red	18	11	1	4	52	26	26	34
4 WT Birkalla Red	18	8	3	5	43	17	26	27
5 Adelaide Comets Red	18	6	3	7	43	23	20	21
6 Metro United WFC Red	17	5	2	8	21	28	-7	17
7 Modbury Vista Red	18	3	2	11	19	70	-51	11
8 Sturt Lions Red	18	2	2	12	25	79	-54	8
9 Adelaide Croatia Raiders Red	17	1	0	14	11	89	-78	3

2022 UNDER 13 GIRLS BLUE

TEAM	P	W	D	L	F	A	GD	PTS
1 Adelaide Hills Blue	18	15	2	1	77	17	60	47
2 WT Birkalla Blue	18	13	0	5	51	31	20	39
3 Adelaide University Blue	18	11	5	2	65	17	48	38
4 Seaford Rangers Blue	18	11	1	6	64	36	28	34
5 Plympton Bulldogs Purple	18	9	3	6	38	25	13	30
6 Cove Marion Blue	17	8	3	6	40	36	4	27
7 Campbelltown City Blue	18	4	3	11	22	39	-17	15
8 Metro United WFC Blue	17	4	1	12	33	72	-39	13
9 Adelaide City Blue	18	2	3	13	24	62	-38	9
10 Adelaide Jaguars Blue	18	1	1	16	22	101	-79	4

2022 UNDER 13 GIRLS PURPLE NORTH

TEAM	P	W	D	L	F	A	GD	PTS
1 Adelaide University Purple North	18	16	2	0	95	16	79	50
2 Modbury Jets Purple	18	14	1	3	94	24	70	43
3 Adelaide Olympic Purple	18	11	3	4	62	24	38	36
4 Adelaide Comets Purple	18	10	2	6	50	31	19	32
5 Gawler Eagles Purple	18	10	1	7	42	26	16	31
6 West Adelaide Purple	18	7	2	9	38	53	-15	23
7 Port Adelaide Purple	18	7	0	11	35	56	-21	21
8 Barossa United Purple	18	2	4	12	10	44	-34	10
9 Elizabeth Grove Purple	18	3	1	14	17	87	-70	10
10 Salisbury Inter Blue	18	2	0	16	8	90	-82	6

2022 UNDER 13 GIRLS PURPLE SOUTH

## JUNIOR LEAGUE TABLES

### 2022 UNDER 12 A JPL

TEAM	P	W	D	L	F	A	GD	PTS
1 Adelaide Comets	11	9	0	1	32	5	27	27
2 Campbelltown City	11	8	1	1	38	16	22	25
3 WT Birkalla	11	6	1	3	25	18	7	19
4 Vipers FC	11	5	3	2	28	16	12	18
5 South Adelaide	11	5	1	4	22	28	-6	16
6 MetroStars	11	4	2	4	18	16	2	14
7 Cumberland United	11	4	1	5	17	24	-7	13
8 Adelaide Croatia Raiders	11	3	0	7	24	33	-9	9
9 Port Adelaide	11	2	1	7	21	23	-2	7
10 West Adelaide	11	2	0	8	20	41	-21	6
11 Western Strikers	11	2	0	8	17	42	-25	6

### 2022 UNDER 12 B JPL

TEAM	P	W	D	L	F	A	GD	PTS
1 Adelaide City	11	8	0	2	38	11	27	24
2 Adelaide Olympic	11	8	0	2	39	22	17	24
3 Adelaide Cobras	11	6	1	3	33	10	23	19
4 Gawler Eagles	11	6	1	3	33	20	13	19
5 Para Hills Knights	11	5	1	4	23	21	2	16
6 FK Beograd	11	4	3	3	26	17	9	15
7 Playford City	11	4	1	5	17	24	-7	13
8 Seaford Rangers	11	4	0	6	15	25	-10	12
9 Sturt Lions	11	4	0	6	24	41	-17	12
10 Fulham United	11	1	2	7	10	24	-14	5
11 The Cove	11	0	1	9	8	51	-43	1

### 2022 UNDER 12 C JPL

TEAM	P	W	D	L	F	A	GD	PTS
1 Adelaide Blue Eagles	9	8	0	1	45	9	36	24
2 Modbury Jets	9	6	0	3	37	22	15	18
3 Adelaide Victory	9	5	2	2	44	24	20	17
4 Adelaide Hills	9	5	1	3	29	13	16	16
5 Croydon FC	9	5	0	4	30	23	7	15
6 Modbury Vista	9	5	0	4	25	26	-1	15
7 Noarlunga United	9	4	1	4	16	17	-1	13
8 Adelaide University	9	4	0	5	20	25	-5	12
9 Salisbury United	9	1	0	8	11	54	-43	3
10 Mount Barker United	9	0	0	9	8	52	-44	0

### 2022 UNDER 12 A JSL

TEAM	P	W	D	L	F	A	GD	PTS
1 Cumberland United Gold JSL	11	9	1	1	40	18	22	28
2 MetroStars Yellow JSL	11	8	2	1	42	13	29	26
3 Adelaide City Black JSL	11	6	3	2	33	25	8	21
4 Vipers FC Blue JSL	11	5	2	4	27	0	17	17
5 MetroStars Red JSL	11	5	1	5	41	29	12	16
6 Cumberland United Green JSL	11	5	0	6	26	18	8	15
7 WT Birkalla Blue JSL	11	4	3	4	33	29	4	15
8 South Adelaide Blue JSL	11	4	3	4	32	4	15	15
9 Campbelltown City Red JSL	11	5	0	6	31	37	-6	15
10 Uni SA FC	11	3	1	7	23	38	-15	10
11 Western Strikers JSL	11	2	2	7	23	39	-16	8
12 Sturt Lions Orange JSL	11	1	0	10	10	60	-50	3

### 2022 UNDER 12 B JSL

TEAM	P	W	D	L	F	A	GD	PTS
1 WT Birkalla Black JSL	9	7	0	2	24	11	13	21
2 Southern Breakers	9	6	1	2	34	17	17	19
3 Adelaide Comets JSL	9	5	3	1	29	16	13	18
4 Port Adelaide Black JSL	9	4	1	4	22	19	3	13
5 Adelaide Croatia Raiders JSL	9	4	1	4	18	29	-11	13
6 Campbelltown City White JSL	9	4	0	5	24	21	3	12
7 WT Birkalla Yellow JSL	9	3	2	4	18	22	-4	11
8 Ghan Kilburn City	9	2	3	4	16	18	-2	9
9 Adelaide City White JSL	9	3	0	6	25	30	-5	9
10 Adelaide Cobras JSL	9	1	1	7	12	39	-27	4

### 2022 UNDER 12 C JSL

TEAM	P	W	D	L	F	A	GD	PTS
1 Gawler Eagles JSL	9	8	0	1	39	19	20	24
2 West Adelaide JSL	9	6	1	2	26	15	11	19
3 South Adelaide Red JSL	9	5	2	2	40	23	17	17
4 Plympton Bulldogs Red	9	4	1	4	35	28	7	13
5 Para Hills Knights JSL	9	4	1	4	26	25	1	13
6 Adelaide Blue Eagles JSL	9	3	2	4	29	35	-6	11
7 Sturt Lions White JSL	9	3	1	5	24	30	-6	10
8 Vipers FC Black JSL	9	2	2	5	24	30	-6	8
9 Adelaide Thunder	9	2	1	6	17	41	-24	7
10 Noarlunga United JSL	9	1	3	5	15	29	-14	6

### 2022 UNDER 12 D JSL

TEAM	P	W	D	L	F	A	GD	PTS
1 Adelaide City Grey JSL	9	8	0	1	50	14	36	24
2 Plympton Bulldogs Black	9	7	0	2	27	16	11	21
3 Playford City JSL	9	6	0	3	27	15	12	18
4 Barossa United	9	5	1	3	31	25	6	16
5 Salisbury Inter	9	5	0	4	38	19	19	15
6 Port Adelaide White JSL	9	4	0	5	15	24	-9	12
7 Sturt Lions Blue JSL	9	3	1	5	24	25	-1	10
8 Adelaide University JSL	8	2	0	6	10	26	-16	6
9 Fulham United JSL	8	2	0	6	20	45	-25	6
10 The Cove JSL	9	1	0	8	14	47	-33	3

### 2022 UNDER 13 A JPL

TEAM	P	W	D	L	F	A	GD	PTS
1 MetroStars	22	19	1	0	91	12	79	58
2 Adelaide Croatia Raiders	22	17	1	2	95	13	82	52
3 Campbelltown City	22	11	4	5	63	45	18	37
4 Adelaide Comets	22	10	3	7	53	35	18	33
5 Cumberland United	22	9	2	9	64	70	-6	29
6 South Adelaide	22	7	4	9	53	62	-9	25
7 Football SA U15 Girls	22	7	4	9	37	62	-25	25
8 Sturt Lions	22	4	5	11	32	54	-22	17
9 Para Hills Knights	22	3	6	11	41	68	-27	15
10 WT Birkalla	21	3	3	13	31	68	-37	12
11 Playford City	21	1	3	15	32	103	-71	6

### 2022 UNDER 13 B JPL

TEAM	P	W	D	L	F	A	GD	PTS
1 Vipers FC	18	13	2	1	58	18	40	41
2 Modbury Vista	18	12	1	3	75	22	53	37
3 Adelaide City	18	12	1	3	67	19	48	37
4 FK Beograd	18	10	1	5	64	43	21	31
5 Fulham United	18	8	1	7	43	46	-3	25
6 Adelaide Hills	18	6	2	8	42	41	1	20
7 Football SA U14 Girls	18	4	1	11	38	63	-25	13
8 Adelaide Blue Eagles	18	2	1	13	18	71	-53	7
9 The Cove	18	0	0	16	9	91	-82	0

### 2022 UNDER 13 C JPL

TEAM	P	W	D	L	F	A	GD	PTS
1 Noarlunga United	18	13	2	1	76	22	54	41
2 Adelaide Olympic	18	13	0	3	104	31	73	39
3 Modbury Jets	18	11	1	4	63	30	33	34
4 Adelaide University	18	8	1	7	63	46	17	25
5 Seaford Rangers	18	6	4	6	39	44	-5	22
6 Croydon FC	18	5	1	10	47	68	-21	16
7 Gawler Eagles	18	4	2	10	30	62	-32	14
8 Salisbury United	18	3	1	12	18	68	-50	10
9 Northern Demons	18	3	0	13	17	86	-69	9

### 2022 UNDER 13 A JSL

TEAM	P	W	D	L	F	A	GD	PTS
1 MetroStars JSL	18	18	0	0	90	18	72	54
2 Cumberland United JSL	18	13	0	5	75	32	43	39
3 Adelaide Comets JSL	18	12	2	4	81	41	40	38
4 Adelaide City JSL	18	11	1	6	78	50	28	34
5 Adelaide Croatia Raiders JSL	18	8	1	9	44	68	-24	25
6 Sturt Lions Orange JSL	18	8	0	10	37	49	-12	24
7 Para Hills Knights JSL	18	6	3	9	38	55	-17	21
8 West Beach White	18	6	2	10	64	79	-15	20
9 Campbelltown City JSL	18	3	1	14	40	76	-36	10
10 Plympton Bulldogs	18	0	0	18	22	101	-79	0







2022 UNDER 13 B JSL

TEAM	P	W	D	L	F	A	GD	PTS
1 FK Beograd JSL	18	16	1	1	106	29	77	49
2 South Adelaide JSL	18	14	1	3	92	37	55	43
3 Sturt Lions Blue JSL	18	10	2	6	57	49	8	32
4 WT Birkalla JSL	18	10	1	7	75	45	30	31
5 West Beach Black	18	10	1	7	68	60	8	31
6 Barossa United Green	18	9	2	7	68	51	17	29
7 Adelaide Cobras JSL	18	6	2	10	50	102	-52	20
8 Adelaide Blue Eagles JSL	18	4	4	10	46	81	-35	16
9 Sturt Lions White JSL	18	2	2	14	34	74	-40	8
10 Salisbury Inter	18	1	0	17	21	89	-68	3

2022 UNDER 13 C JSL

TEAM	P	W	D	L	F	A	GD	PTS
1 Elizabeth Grove	21	21	0	0	125	16	109	63
2 Vipers FC JSL	21	15	1	5	89	21	68	46
3 Adelaide Thunder	21	11	1	9	68	59	9	34
4 The Cove JSL	21	11	1	9	54	56	-2	34
5 Western Strikers JSL	21	8	1	12	47	67	-20	25
6 Noarlunga United JSL	21	7	1	13	63	87	-24	22
7 Adelaide Atletico FC	20	4	1	15	24	84	-60	13
8 Barossa United Blue	20	3	0	17	18	95	-77	9

2022 UNDER 14 A JPL

TEAM	P	W	D	L	F	A	GD	PTS
1 Adelaide Olympic	22	14	5	1	54	14	40	47
2 MetroStars	22	14	2	4	62	28	34	44
3 Campbelltown City	22	14	2	4	51	34	17	44
4 Football SA U13 Boys	22	11	2	7	53	44	9	35
5 Adelaide Comets	22	9	2	9	39	37	2	29
6 Adelaide Croatia Raiders	22	7	4	9	41	46	-5	25
7 South Adelaide	22	8	0	12	45	40	5	24
8 Adelaide City	22	7	2	11	36	48	-12	23
9 Cumberland United	22	6	0	14	37	65	-28	18
10 Sturt Lions	22	5	3	12	36	69	-33	18
11 West Adelaide	22	3	2	15	23	52	-29	11

2022 UNDER 14 B JPL - TOP HALF

TEAM	P	W	D	L	F	A	GD	PTS
1 Para Hills Knights	20	15	0	3	80	26	54	45
2 Adelaide Cobras	20	15	0	3	64	29	35	45
3 Modbury Jets	19	13	1	3	72	26	46	40
4 Fulham United	20	10	1	7	63	42	21	31
5 Croydon FC	20	9	3	6	60	35	25	30
6 Adelaide Blue Eagles	19	9	2	6	48	31	17	29
7 Modbury Vista	20	6	0	12	30	53	-23	18

2022 UNDER 14 B JPL - BOTTOM HALF

TEAM	P	W	D	L	F	A	GD	PTS
1 Adelaide Hills	20	10	1	7	42	46	-4	31
2 Playford City	20	7	1	10	40	34	6	22
3 Western Strikers	20	6	0	12	37	58	-21	18
4 Gawler Eagles	20	3	2	13	14	70	-56	11
5 Adelaide University	20	2	4	12	31	80	-49	10
6 The Cove	20	3	1	14	29	80	-51	10
7 WT Birkalla	7	2	2	2	24	20	4	8

2022 UNDER 14 A JSL - TOP HALF

TEAM	P	W	D	L	F	A	GD	PTS
1 Elizabeth Grove Gold	20	15	3	1	79	14	65	48
2 MetroStars JSL	20	14	0	5	60	23	37	42
3 Cumberland United JSL	20	11	3	5	49	24	25	36
4 Adelaide Croatia Raiders JSL	20	11	2	6	61	35	26	35
5 Adelaide Comets JSL	20	10	1	8	56	49	7	31
6 Sturt Lions Orange JSL	20	8	4	7	63	49	14	28
7 Campbelltown City Red JSL	20	8	4	7	46	35	11	28

2022 UNDER 14 A JSL - BOTTOM HALF

TEAM	P	W	D	L	F	A	GD	PTS
1 Adelaide City JSL	20	11	1	7	44	40	4	34
2 Sturt Lions Blue JSL	19	9	1	8	51	38	13	28
3 Para Hills Knights JSL	20	8	3	8	49	53	-4	27
4 South Adelaide JSL	20	8	0	11	44	51	-7	24
5 Seaford Rangers JSL	19	4	2	12	24	42	-18	14
6 Uni SA FC	20	2	0	17	23	98	-75	6
7 West Adelaide JSL	19	1	0	17	9	99	-90	3

2022 UNDER 14 B JSL - TOP THIRD

TEAM	P	W	D	L	F	A	GD	PTS
1 Salisbury Inter Black	19	17	0	0	129	9	120	51
2 Modbury Jets JSL	20	14	1	3	58	26	32	43
3 Fulham United JSL	20	13	2	3	83	35	48	41
4 Croydon FC JSL	20	11	1	6	81	49	32	34
5 Plympton Bulldogs	20	10	1	7	66	54	12	31

2022 UNDER 14 B JSL - MIDDLE THIRD

TEAM	P	W	D	L	F	A	GD	PTS
1 Adelaide Cobras JSL	19	10	2	5	66	55	11	32
2 Salisbury Inter White	20	9	2	7	64	51	13	29
3 Elizabeth Grove Green	20	8	2	8	45	54	-9	26
4 Adelaide Atletico FC	20	6	1	11	48	72	-24	19
5 Southern Breakers	18	4	0	12	38	79	-41	12

2022 UNDER 14 B JSL - BOTTOM THIRD

TEAM	P	W	D	L	F	A	GD	PTS
1 Barossa United	18	5	2	9	41	52	-11	17
2 Campbelltown City White JSL	18	4	3	11	37	81	-44	15
3 Adelaide Thunder	18	4	1	11	56	73	-17	13
4 Adelaide University JSL	20	4	0	14	34	89	-55	12
5 Sturt Lions White JSL	20	3	2	13	34	86	-52	11

2022 UNDER 15 A JPL

TEAM	P	W	D	L	F	A	GD	PTS
1 Football SA U14 Boys	24	16	3	3	78	27	51	51
2 Campbelltown City	26	15	3	6	54	34	20	48
3 MetroStars	26	14	5	5	60	33	27	47
4 Para Hills Knights	26	13	5	6	61	39	22	44
5 Sturt Lions	26	13	5	6	56	37	19	44
6 Croydon FC	26	12	5	7	65	64	1	41
7 West Adelaide	26	10	8	6	62	52	10	38
8 Adelaide Comets	24	7	7	8	45	32	13	28
9 Cumberland United	26	6	3	15	37	63	-26	21
10 Adelaide Croatia Raiders	24	5	4	13	30	53	-23	19
11 Adelaide City	26	4	6	14	40	72	-32	18
12 South Adelaide	26	4	3	17	35	73	-38	15
13 WT Birkalla	26	3	5	16	35	79	-44	14

2022 UNDER 15 B JPL

TEAM	P	W	D	L	F	A	GD	PTS
1 Playford City	22	19	0	1	118	25	93	57
2 Adelaide Blue Eagles	22	15	2	3	54	26	28	47
3 Fulham United	22	14	3	3	72	26	46	45
4 Vipers FC	22	12	1	7	60	47	13	37
5 The Cove	22	11	2	7	51	43	8	35
6 Gawler Eagles	21	8	0	11	44	48	-4	24
7 Modbury Vista	22	8	0	12	36	59	-23	24
8 Port Adelaide	22	5	2	13	30	67	-37	17
9 Adelaide Hills	22	4	1	15	44	74	-30	13
10 Northern Demons	21	2	5	12	23	59	-36	11
11 Adelaide University	22	2	2	16	25	83	-58	8
12 Eastern United	0	0	0	0	0	0	0	0

2022 UNDER 15 A JSL - TOP HALF

TEAM	P	W	D	L	F	A	GD	PTS
1 Campbelltown City JSL	20	14	2	3	78	25	53	44
2 MetroStars JSL	20	13	2	4	69	23	46	41
3 Croydon FC JSL	20	10	6	3	41	20	21	36
4 Adelaide Croatia Raiders JSL	19	10	2	6	54	32	22	32
5 Cumberland United JSL	20	9	3	7	44	36	8	30
6 Adelaide Thunder	20	8	3	8	49	44	5	27
7 Sturt Lions Blue JSL	20	6	2	11	27	58	-31	20

2022 UNDER 15 A JSL - BOTTOM HALF

TEAM	P	W	D	L	F	A	GD	PTS
1 Para Hills Knights JSL	20	10	3	6	36	37	-1	33
2 Adelaide City JSL	20	9	4	6	38	34	4	31
3 West Adelaide JSL	20	7	3	9	38	46	-8	24
4 Adelaide Comets JSL	20	7	2	10	45	49	-4	23
5 WT Birkalla JSL	20	4	2	13	30	74	-44	14
6 South Adelaide JSL	20	3	4	12	23	59	-36	13
7 Tea Tree Gully	20	3	2	14	29	61	-32	1

2022 UNDER 15 B JSL

TEAM	P	W	D	L	F	A	GD	PTS
1 Salisbury Inter	18	16	0	2	92	18	74	48
2 Gawler Eagles JSL	18	12	3	2	64	20	44	39
3 The Cove JSL	14	12	0	2	42	19	23	36
4 Fulham United JSL	17	8	1	8	61	55	6	25
5 Modbury Vista JSL	18	6	3	9	38	44	-6	21
6 Noarlunga United JSL	19	6	3	9	32	63	-31	21
7 Vipers FC JSL	19	5	4	9	44	48	-4	19
8 Plympton Bulldogs	18	6	1	11	32	65	-33	19
9 Adelaide University JSL	18	3	2	12	22	69	-47	11
10 Sturt Lions Orange JSL	18	3	1	13	29	55	-26	10

2022 UNDER 16 A JPL - TOP HALF

TEAM	P	W	D	L	F	A	GD	PTS
1 Campbelltown City	19	15	1	2	66	19	47	46
2 Adelaide Comets	20	14	0	5	45	17	28	42
3 Football SA U15 Boys	20	11	1	7	58	34	24	34
4 MetroStars	20	11	0	8	59	29	30	33
5 Adelaide Croatia Raiders	18	11	0	6	56	32	24	33
6 Adelaide City	20	10	2	7	51	33	18	32
7 WT Birkalla	19	9	1	8	35	45	-10	28

2022 UNDER 16 A JPL - BOTTOM HALF

TEAM	P	W	D	L	F	A	GD	PTS
1 Adelaide Blue Eagles	20	9	2	8	35	32	3	29
2 Cumberland United	20	8	3	8	44	38	6	27
3 Modbury Vista	20	7	4	8	27	42	-15	25
4 Croydon FC	19	5	3	10	27	54	-27	18
5 Para Hills Knights	20	5	0	14	28	61	-33	15
6 Port Adelaide	20	4	1	14	26	73	-47	13
7 Eastern United	19	1	2	15	22	70	-48	5

2022 UNDER 16 B JPL

TEAM	P	W	D	L	F	A	GD	PTS
1 Adelaide Olympic	22	19	0	1	96	14	82	57
2 Western Strikers	22	14	2	4	55	25	30	44
3 Adelaide University	22	13	1	6	63	38	25	40
4 Adelaide Hills	22	9	2	9	46	35	11	29
5 Modbury Jets	22	8	4	8	34	43	-9	28
6 The Cove	22	7	5	8	31	38	-7	26
7 Sturt Lions	22	7	3	10	28	36	-8	24
8 Seaford Rangers	22	7	3	10	31	55	-24	24
9 Gawler Eagles	22	5	6	9	21	43	-22	21
10 FK Beograd	22	4	4	12	26	52	-26	16
11 South Adelaide	22	0	4	16	15	67	-52	4

2022 UNDER 16 JSL

TEAM	P	W	D	L	F	A	GD	PTS
1 Campbelltown City JSL	22	18	1	1	99	19	80	55
2 Cumberland United JSL	22	16	2	2	108	24	84	50
3 Para Hills Knights JSL	22	16	0	4	83	28	55	48
4 Ghan Kilburn City	22	13	2	5	79	25	54	41
5 Modbury Vista JSL	22	12	0	8	76	55	21	36
6 WT Birkalla JSL	22	10	2	8	53	41	12	32
7 Adelaide Cobras JSL	22	6	2	12	44	72	-28	20
8 South Adelaide JSL	22	5	3	12	39	81	-42	18
9 Sturt Lions JSL	22	3	1	16	31	97	-66	10
10 Adelaide University JSL	22	1	4	15	23	101	-78	7
11 Plympton Bulldogs	22	1	1	18	24	116	-92	4

2022 UNDER 17 A JPL - TOP THIRD

TEAM	P	W	D	L	F	A	GD	PTS
1 Campbelltown City	20	16	1	3	62	24	38	49
2 Sturt Lions	20	14	3	3	75	20	55	45
3 Cumberland United	20	14	3	3	65	36	29	45
4 Football SA U16 Boys	20	14	1	5	93	37	56	43
5 Modbury Jets	20	9	8	3	57	31	26	35
6 Adelaide Croatia Raiders	19	9	2	8	44	38	6	29

2022 UNDER 17 A JPL - MIDDLE THIRD

TEAM	P	W	D	L	F	A	GD	PTS
1 MetroStars	20	11	0	8	56	38	18	33
2 Croydon FC	19	10	1	7	51	36	15	31
3 South Adelaide	20	7	1	11	34	52	-18	22
4 Adelaide Comets	20	6	1	12	37	53	-16	19
5 WT Birkalla	20	5	2	12	47	75	-28	17

2022 UNDER 17 A JPL - BOTTOM THIRD

TEAM	P	W	D	L	F	A	GD	PTS
1 The Cove	20	6	2	11	34	55	-21	20
2 Para Hills Knights	20	5	3	11	31	55	-24	18
3 Adelaide City	20	3	5	11	24	52	-28	14
4 Adelaide University	19	2	4	12	18	61	-43	10
5 West Adelaide	19	2	3	13	21	83	-62	9

2022 UNDER 17 B JPL - TOP HALF

TEAM	P	W	D	L	F	A	GD	PTS
1 Playford City	20	16	1	2	81	13	68	49
2 FK Beograd	20	15	1	3	84	29	55	46
3 MetroStars JSL	20	14	2	3	73	26	47	44
4 Northern Wolves	20	13	1	5	69	32	37	40
5 Adelaide Blue Eagles	20	10	2	7	48	37	11	32
6 Adelaide Comets JSL	19	7	4	7	42	52	-10	25
7 Elizabeth Grove	18	7	0	10	39	50	-11	21

2022 UNDER 17 B JPL - BOTTOM HALF

TEAM	P	W	D	L	F	A	GD	PTS
1 Fulham United	20	9	2	8	46	47	-1	29
2 Eastern United	20	8	1	10	43	50	-7	25
3 Sturt Lions JSL	20	7	2	10	41	54	-13	23
4 Adelaide Atletico FC	20	6	2	11	32	66	-34	20
5 Salisbury United	20	6	1	12	50	67	-17	19
6 Southern Breakers	20	3	1	15	44	72	-28	10
7 Adelaide Victory	20	0	0	19	11	115	-104	0





AUSTRALIA CUP/FEDERATION CUP 2022

- ROUND 1 -	18/03/2022	Elizabeth Downs SC	4 v 0	Brahma Lodge SC	Argana Park
	18/03/2022	Adelaide Victory FC	1 v 0	Fulham United	Rushworth Reserve
	18/03/2022	Adelaide Croatia Raiders	1 v 2	Vipers FC	Croatian Sports Centre
	18/03/2022	Para Hills FC	3 v 3	Salisbury United	The Paddocks
			3 v 3		
			AET		
			4 v 5		
			PENS		
	18/03/2022	Gawler Eagles	8 v 1	Elizabeth Grove	Karbeethan Reserve
	19/03/2022	Parafield Gardens	7 v 0	Adelaide University Grads Blue	Bradman Oval
19/03/2022	BOSA FC	0 v 5	Noarlunga United	Charles Cane Reserve	
19/03/2022	Pembroke Old Scholars SC	1 v 6	Cove FC	Cove Sports and Community Centre	
19/03/2022	Adelaide Blue Eagles	4 v 2	Northern Demons	Marden Sports Complex	
19/03/2022	Modbury Vista	7 v 1	Rostrevor Old Collegians 6	Newspot Stadium	
19/03/2022	Playford City	4 v 2	Western Strikers	Ramsay Park	
19/03/2022	Eastern United FC	7 v 0	Adelaide University Grads Red	Steve Woodcock Sports Centre	
19/03/2022	Mount Barker United	2 v 1	Adelaide Titans	Summit Sport and Recreation Park	
19/03/2022	Adelaide Redblue Eagles	0 v 3	Adelaide Hills	VALO Football Centre	
19/03/2022	Adelaide University SC	2 v 2	Adelaide Cobras FC	University Ovals	
		3 v 2			
		AET			
19/03/2022	Adelaide Thunder	0 v 6	West Adelaide	VALO Football Centre	
19/03/2022	Pontian Eagles	6 v 4	Old Ignatians	Yalumba Drive Reserve	
27/03/2022	Ghan Kilburn City	3 v 3	Para Hills West	VALO Football Centre	
		5 v 3			
		AET			
29/03/2022	Modbury Jets	6 v 0	Seaford Rangers FC	Smith Partners Stadium	
- ROUND 2 -	14/04/2022	Tea Tree Gully City	2 v 5	Modbury Jets	Tilley Reserve
	14/04/2022	West Adelaide	3 v 0	Adelaide Victory FC	Marden Sports Complex
	14/04/2022	Sturt Lions	2 v 3	Metrostars	Karingal Reserve
	14/04/2022	Adelaide City	6 v 0	Modbury Vista	Adelaide City Park
	14/04/2022	WT Birkalla	1 v 0	FK Beograd	Jack Smith Park
	16/04/2022	Campbelltown City	3 v 0	Cove FC	Steve Woodcock Sports Centre
	16/04/2022	Gawler Eagles	0 v 0	Salisbury United	Karbeethan Reserve
			0 v 2		
			AET		
	16/04/2022	Vipers FC	2 v 1	Cumberland United	St Clair Oval
	16/04/2022	Adelaide Comets	1 v 3	Adelaide Olympic	Pro Paint & Panel Oval - Weigall Oval
	16/04/2022	Ghan Kilburn City	0 v 0	Noarlunga United	VALO Football Centre
			0 v 0		
			AET		
			2 v 4		
			PENS		
	16/04/2022	Eastern United FC	5 v 3	Elizabeth Downs SC	VALO Football Centre
	16/04/2022	Adelaide University SC	1 v 3	Playford City	University Ovals
16/04/2022	Port Adelaide Pirates	4 v 2	Mount Barker United	Ngarrpadla (Taperoo Reserve)	
16/04/2022	Parafield Gardens	6 v 1	Adelaide Hills	Bradman Oval	
16/04/2022	Croydon Kings FC	3 v 1	Adelaide Blue Eagles	Jack Smith Park	
16/04/2022	South Adelaide	2 v 0	Pontian Eagles	O'Sullivan Beach Sports and Community Centre	
- ROUND 3 -	6/05/2022	Salisbury United	3 v 2	Parafield Gardens	Steve Jarvis Park - Burton
	7/05/2022	Campbelltown City	4 v 3	Adelaide Olympic	Steve Woodcock Sports Centre
	7/05/2022	Adelaide City	5 v 0	WT Birkalla	Adelaide City Park
	7/05/2022	Modbury Jets	4 v 3	South Adelaide	Smith Partners Stadium
	7/05/2022	West Adelaide	1 v 0	Croydon Kings FC	West Beach Parks Football Centre
	7/05/2022	Playford City	1 v 0	Metrostars	Ramsay Park
	7/05/2022	Port Adelaide Pirates	0 v 1	Vipers FC	Ngarrpadla (Taperoo Reserve)
	8/05/2022	Eastern United FC	3 v 1	Noarlunga United	West Beach Parks Football Centre

- QUARTER FINALS -

24/05/2022	West Adelaide	0 v 2	Modbury Jets	Marden Sports Complex
24/05/2022	Playford City	0 v 1	Vipers FC	Ramsay Park
31/05/2022	Campbelltown City	1 v 2	Eastern United FC	Steve Woodcock Sports Centre
31/05/2022	Adelaide City	4 v 1	Salisbury United	Adelaide City Park

- SEMI FINALS -

21/06/2022	Eastern United FC	0 v 5	Adelaide City	ServiceFM Stadium
22/06/2022	Vipers FC	1 v 4	Modbury Jets	ServiceFM Stadium

- GRAND FINAL -

16/07/2022	Modbury Jets	0 v 5	Adelaide City	ServiceFM Stadium
------------	--------------	-------	---------------	-------------------

- FEDERATION CUP -

Winner	Adelaide City
Runner-up	Modbury Jets

- FEDERATION CUP RESERVES -

Winner	Adelaide United
Runner-up	Adelaide City

- FEDERATION CUP U18 -

Winner	Football SA NTC
Runner-up	Adelaide Olympic

# HONOURS LIST

FOOTBALL SA  
SA FOOTBALL HONOURS  
Current Status – 26 October 2022

AWARD	RECIPIENTS	DECEASED	ACTIVE
Hall of Fame	114	47	67
Life Members	209	66	143
Player Life Members	39	6	33
Meritorious Service	46	29	17
Total Awards*	408	-	-
ACTUAL Recipients	326	117	209

(\*Includes dual awards)

RECIPIENT	Hall of Fame	Life Member	Player Life Member	Meritorious Service
<b>A</b> Ainsley W.R.*	•			
Alagich DM (Dianne)	•		•	
Alagich R (Richie)	•	•		
Alagich R (Rudolf) OAM*	•			•
Alagich S.L (Len)*	•	•		
Alberton D (Dave)	•	•		
Allen A (Andrew)	•	•		
Allwright J (Joel)	•	•		
Amato J (Joseph)*	•	•		
Anastasiou T (Theo)	•	•		
Armour B (Bradley)	•	•		
Artone C (Corey)	•	•		
Ashworth W (William)*	•	•		
Augimeri E (Lia)	•			•
Avory L (Les)	•	•		
<b>B</b> Badenoch S (Sid)*	•	•		
Bailetti M. CAV*	•	•		
Bailetti G (Guillio)*	•	•		
Ball M.J (Mike)	•	•		
Barbaro J (Joe)	•	•		
Barbiero F (Fabian)	•	•		
Barendregt J.M (Marcel)	•	•		
Barker S (Sarah)	•		•	
Batchelor A (Tony)	•	•		
Beattie A (Alex)	•	•		
Bianco N (Nick) AM	•			
Billington J (Jim)	•		•	
Bilyk O (Oleh)	•	•		
Birch W (Billy)	•	•		
Black S (Sharon)	•	•		
Bonaguro A*	•			•
Bonthuis J (Jan)*	•			•
Bootes W.O (Owen)*	•	•		
Bowman C (Charlie)	•	•		
Bralic J (Justin)	•	•		
Brazzale M (Mark)	•	•		
Brebner C.R (Charles)*	•	•		
Brodie S*	•			
Brooks M (Michael)	•		•	
Brown S.P (Shirley)	•	•		
Budin N (Nick)	•	•		
Bush H.R (Bob)*	•	•		
<b>C</b> Campagnale G (Georgia)	•	•		
Campbell D. (Donald) AM	•			•
Campbell-Smith C*	•	•		
Caputo G (Joe)*	•	•		
Carapetis D (Jim)	•	•		
Carter W.J (Wendy)	•	•		
Cartwright M (Michael)	•	•		
Caruso C (Charlie)	•	•		
Casling R (Reg)	•			•
Catanzaro S (Simon)	•	•		
Caudo S (Chic)*	•	•		
Christakos A (Archie)	•	•		
Christison F (Fran)	•			•
Christopoulos J (John)	•	•		
Cichanowski A (Alex)*	•	•		
Cmielewski A. (AleK) OAM*	•	•		
Cockayne D (Donna)	•	•		
Coley H*	•	•		
Connell J (Jim)*	•	•		
Connolly C (Cliff)*	•	•		
Connolly T (Tom)*	•	•		
Conway D. (Doug)*	•	•		
Costanzo A (Angelo)	•	•		
Cox R.J (Bob)*	•	•		
Crisp A.T (Allan)*	•	•		•
Croger J.A*	•	•		
Crook M.A (Martyn)*	•	•		
Cummins J (Jace)	•	•		
<b>D</b> D'Aloisio M (Michael)	•	•		
Danks H (Harry)*	•	•		
Darby M (Maria)	•	•		
Da Silva R (Ricardo)	•	•		
Day N (Nathan)	•	•		
DeGiovanni S (Steven)	•	•		
De Ieso D (Donato)	•	•		
De Lucia G (Gino)	•	•		
Di Bartolo C (Charlie)*	•	•		
Di Bartolo D (Daniela)	•	•		
Di Bartolo F (Franca)	•	•		
Di Carlo O.C (Orazio)	•	•		
Di Fede A (Arthur)	•	•		
Di Mella D (Damien)	•	•		
Docherty G (George)*	•			•
Dodd M (Moya)	•	•		
Donk M (Mark)	•	•		
Draper F.S (Frank)*	•	•		
Duke P (Peter)	•	•		
Dunbar M.M (Malcolm)*	•	•		
DuRieu M (Maddie)	•	•		
<b>E</b> Economos A (Arthur)	•			•
Elliott N (Nathan)	•	•		
Evans J (John)*	•	•		
<b>F</b> Farrugia T.J (Tony)	•	•		
Federwicz F (Frank)	•	•		
Flounders N.D (Neville)	•	•		
Foley J (Joe)	•	•		
Forde J.T (Tom)*	•	•		
Franco G (Joe)	•	•		
Fusco John (Jonathan)	•	•		
<b>G</b> Geiser F*	•	•		
Gentile B.V (Vic)	•	•		
Gibbons A (Ann)	•	•		
Giordano A*	•	•		
Giordano R (Rep)	•	•		
Godley D (Daniel)	•	•		
Gossland W.I.S (Iain)*	•	•		
Graham M (Mark)	•	•		
Graham N (Norm)	•	•		
Graham W (Billy)*	•	•		
Gray B (Bianca)	•	•		
Greenbank J.R (Jack)*	•	•		
Grelli S (Steven)	•	•		
<b>H</b> Haines J.A *	•	•		
Hall J. (Joan) MP	•	•		
Hardy J*	•	•		
Harlow D (Denis) OAM	•	•		•
Harvey E.A (Joe)*	•	•		
Hassell B (Bradley)	•	•		
Hastings A (Alex) BEM*	•	•		
Hearn B.K (Bryan) OAM	•	•		•
Henshaw J.P.A. (Tony)	•	•		
Hewitson D (Dave)*	•	•		
Hiern B (Brenton)	•	•		
Higgins P (Paul)	•	•		
Holford T (Tom)*	•	•		
Holiday R.J (Bob)*	•	•		
Holmes E*	•	•		
Horvath K (Charlie)*	•	•		•
Huffa M (Max)*	•	•		
Hunter T (Toby)*	•	•		
<b>I</b> Iuliano T (Ted) OAM	•	•		
Ivanovic M (Milan)	•	•		•
<b>J</b> Jackson W (Bill)*	•	•		•
Janko J.A (Joe)	•	•		
Jenkins T (Tracy)	•	•		•
Johns L (Laura)	•	•		
Johnson F (Frank)*	•	•		
Joynes N.E (Norm)*	•	•		•
<b>K</b> Karadzic Z (Zoran)	•	•		
Karapetis W (Bill)	•	•		
Karittevlis C (Con)	•	•		
Karittevlis P (Paul)	•	•		
Keen A (Airlie)	•	•		
Keens M (Michael)	•	•		
Kidd S (Steven)	•	•		
Kiern J (Jan)	•	•		





RECIPIENT	Hall of Fame	Life Member	Player/Life Member	Meritorious Service
Kokkinoplitis C (Con)		•		
Kolecki H (Henry)	•		•	
Kolecki L (Leon)*				•
Kosmina A (Alex)*	•	•		
Kosmina J (John)	•		•	
Kozuch R (Roger)		•		
Kreft E (Edmund)	•			
Krzys J (Joe)				•
Kuhar R (Rochelle)		•		
Kyriacou E (Ebony)		•		
<b>L</b> Langley N. (Noel) OAM*	•			
Latimer J (Jill)			•	
Lawrenson J.W (Jim)*				•
Leane A (Andrew)		•		
Leane D.J (David)	•	•		
Legedza J*				•
Lenzi F (Frank)		•		
Lesnicki S. (Stefan) OAM				•
Lewis B (Barry)		•		
Linareello G. (Joe) CAV*		•		
Lindquist J (John)*	•	•		
Lister F (Frank)	•			
Lomman G (Gene)				•
Low R (Bob)*				•
Luker I (Ian)		•		
Lukovich M (Mike)*		•		
<b>M</b> Maclachlan R (Bob)*	•	•		
Macri G (Georgia)		•		
Maginnis T (Truffy)		•		
Marafioti P (Peter)*	•			
March J.H*		•		
Marshall J*		•		
Martella T (Tony)	•			
Martin P (Paul)		•		
Mather J.A (Jack)*	•		•	
Matic Z. (Zoran) OAM	•			
Matosevic R (Robert)		•		
Matricciani M (Michael)		•		
Matthews R (Ray)	•	•		
Maxwell S.A (Steve)	•		•	
McCabe J (Jim)*			•	
McGachey N (Neil)	•			
McGregor W (Bill)				•
McKain T (Tom)*	•			•
McLean J.F (Fraser)	•	•		
McMillan A*				•
McMillan R (Robbie)				•
McRobert L (Linda)				•
Melta S (Sergio)	•	•		
Menechella D (Dan)				•
Menechella D (David)			•	
Menechella M (Michael)			•	
Metanomski K*				•
Miller J (John)*	•	•		
Misailidis B (Bill)				•
Mitchell D (David)	•	•	•	
Mitchell F (Frank)*				•
Monsigneur J (Joe)				•
Moore Ben (Matthew)			•	
Moore K.N (Kristy)	•			
Moore R (Ryan)		•	•	
Mori D (Damian)	•	•		
Morrison S (Scott)		•	•	
Moulden Frank B* Sir	•	•		
Mulady M (Mark)		•	•	
Mullen J (Joe)		•	•	
<b>N</b> Natale J (Joe)				•
Negus J (Jonathon)			•	
Nelson T (Toby)			•	
Nieto E (Eric)			•	
Nikolic S (Steve)				•
Nikolich P (Peter)*		•	•	
Noah D. (Des)*				•
Norman E (Eric)	•		•	
Nurse F (Frank)*				•
Nyskohus B. (Bohdan) OAM	•		•	
Nyskohus J (John)	•		•	
<b>O</b> O'Brien B (Bev)				•
Olenjnik K*				•
O'Malley M (Mick)*	•			•
<b>P</b> Paleka M (Michael)			•	
Pamula I (Irena)				•
Pantelis N (Nick)*	•		•	
Papageorgiou C (Christina)			•	
Parhas V (Vasilis)			•	
Pearce S (Shane)			•	
Penna L (Lou)*			•	
Pepicelli R (Roberto)			•	
Perczak S (Stanslow)*				•
Perilli A (Aldo) OAM	•			
Perin J (John)			•	
Petelskij M*				•
Pezos P (Paul)			•	
Pickard G.W (Gordon) AM	•			
Pine W.G (Freddie)*	•			
Piotrowski R (Rick)		•		
Pirone M (Michael)				•
Pollock W*		•		
Pozza H (Hugh)*		•		
Price G (Gary)		•		
Puyenbroek K.F (Keith)		•		
<b>R</b> Reed V (Vanessa)				•
Reynolds B (Barry)				•
Roberts R (Ron)*				•
Robertson L (Lee)		•		
Rodda D.S (Debra) ASM	•	•		
Rodriguez J (Juan)	•	•		
Romaine C (Cindy)			•	
Romanowicz R (Roger)	•		•	
Ross J.K.D. (Jeff)*				•
Rossis D (Jim)				•
Rowley E.P (Ted)*	•	•		
<b>S</b> Santrac A (Adrian)				•
Saraceno R (Robert)		•		
Saric M (Mislav)		•		
Sattin L (Lino)		•		
Scalzi I (Isabella)		•		
Scalzi T (Tony)		•		
Scarsella B. (Basil) AM	•	•		
Schaible K*				•
Sereda A*				•
Sergeant A (Ann)		•		
Sharp C.M (Colin)*		•		
Sharp F (Frank)*		•		
Sillitoe A.S (Alf)*				•
Simmons P (Paul)				•
Simpson W*		•		
Sinclair J.W*		•		
Slager R (Robert)		•		
Sljivo M (Mirza)		•		
Smith J (Jack) OAM*	•			•
Soulio R (Rauf)		•		
Spagnoletti A.O (Tony)	•	•		
Stam D (Damian)	•	•		
Stavrides J (Jim)	•	•		
Stephens T.C*			•	
Stewart J.D (Jimmie)*	•	•		
Stockley H (Harry) snr*				•
Storr F (Frank)*	•	•		
Swaffer K (Kristyn)	•		•	
<b>T</b> Talbot M (Mark)				•
Tattersall W (Bill)			•	
Telfer R (Bob)*	•	•	•	
Templin H.J (Rudi)*	•			
Thomas C.N*				•
Thompson A (Andrew)				•
Thompson H (Harry)*				•
Thompson T.T* MP				•
Tibaldi F (Frank)			•	
Tilley N (Nicole)			•	
Tkachuk W (Wally)	•	•		
Tobias S (Shane)		•	•	
Tobin A (Alex) OAM	•			•
Trimboli J (Jason)	•	•		
Trimboli L (Leanne)				•
Tekinis J (Jim)				•
Tunbridge S (Scott)				•
<b>U</b> Upton S*				•
<b>V</b> van Dommele A (Adam)			•	
Veart C (Carl)		•		•
Vidmar A (Aurelio)	•		•	
Vidmar T (Tony)	•		•	
Vlassis E (Elias)			•	
<b>W</b> Walker A (Bert)*	•	•		
Walker T*			•	
Wallace G (George)*			•	
Wallace J.B*			•	
Wallace K (Keith)*			•	
Waterman H*			•	
Wells M (Mike)*	•	•		
Welsh K (Kath)			•	
Westervelt A (Aaron)			•	
White A.T.R (Alf)*	•			
White C (Chris)			•	
Wilkinson K (Kurt)			•	
Willoughby J.R*			•	
<b>Y</b> Yates M (Mark)				•
<b>Z</b> Zetter C (Craig)				•

- 2022 -

LIFE MEMBER INDUCTEES









