

2023 SA SUMMARY



TOTAL PARTICIPATION

114,253

15%
GROWTH
ON 2022

WOMEN & GIRLS
PARTICIPATION
8,879

INCLUDES OUTDOOR,
REGISTERED FUTSAL & SOCIAL

23%
growth
on 2022

LEAGUES

TOTAL PARTICIPATION
47,250

INCLUDES SCHOOLS, COMMUNITY EVENTS & PROMOTIONAL EXPERIENCES

OUTDOOR AFFILIATED FOOTBALL

40,228
PARTICIPANTS

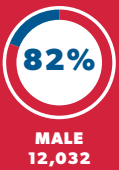
10%
growth
on 2022

308
CLUBS


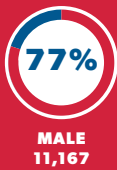
32,664
MALE
(81% OF TOTAL)

7,549
FEMALE
(19% OF TOTAL)

MINIROOS
14,600
PARTICIPANTS



YOUTH
14,473
PARTICIPANTS



SENIOR
11,155
PARTICIPANTS



4,030
REGISTERED COACHES
80% MALE
20% FEMALE



595
REGISTERED REFEREES
90% MALE
10% FEMALE



1,627
VOLUNTEERS
60% MALE
40% FEMALE



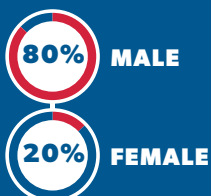
SPECIFIC DIVERSITY AND INCLUSION
PROGRAMS PARTICIPANTS

1,354

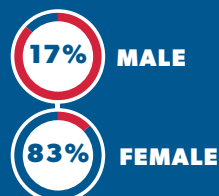
Includes programs specifically for Cultural and Linguistically Diverse Communities, Aboriginal and Torres Strait Islander & All Ability participants

OTHER FORMATS

FUTSAL
1,524
PARTICIPANTS



SOCIAL
1,246
PARTICIPANTS



SCHOOLS TOTAL
23,257
PARTICIPANTS

Includes Football Australia Sporting Schools, school competitions and school participation programs

COMMUNITY EVENTS &
PROMOTIONAL EXPERIENCES
40,392
PARTICIPANTS

*Total numbers include male, female and gender unspecified. Some percentages may not total 100% due to undisclosed gender participant data submitted at the point of registration.